



Manor Hill
海茵莊園

SALES BROCHURE

售樓說明書



Manor Hill
海茵莊園

NOTES TO PURCHASERS OF FIRST-HAND RESIDENTIAL PROPERTIES

一手住宅物業買家須知

You are advised to take the following steps before purchasing first-hand residential properties.

For all first-hand residential properties

1. Important information

- Make reference to the materials available on the Sales of First-hand Residential Properties Electronic Platform (SRPE) (www.srpe.gov.hk) on the first-hand residential property market.
- Study the information on the website designated by the vendor for the development, including the sales brochure, price lists, documents containing the sales arrangements, and the register of transactions of a development.
- Sales brochure for a development will be made available to the general public at least 7 days immediately before a date of sale while price list and sales arrangements will be made available at least 3 days immediately before the date of sale.
- Information on transactions can be found on the register of transactions on the website designated by the vendor for the development and the SRPE.

2. Fees, mortgage loan and property price

- Calculate the total expenses of the purchase, such as solicitors' fees, mortgage charges, insurance fees and stamp duties.
- Check with banks to find out if you will be able to obtain the needed mortgage loan, select the appropriate payment method and calculate the amount of the mortgage loan to ensure it is within your repayment ability.
- Check recent transaction prices of comparable properties for comparison.
- Check with the vendor or the estate agent the estimated management fee, the amount of management fee payable in advance (if any), special fund payable (if any), the amount of reimbursement of the deposits for water, electricity and gas (if any), and/or the amount of debris removal fee (if any) you have to pay to the vendor or the manager of the development.

3. Price list, payment terms and other financial incentives

- Vendors may not offer to sell all the residential properties that are covered in a price list. To know which residential properties the vendors may offer to sell, pay attention to the sales arrangements which will be announced by the vendors at least 3 days before the relevant residential properties are offered to be sold.

- Pay attention to the terms of payment as set out in a price list. If there are discounts on the price, gift, or any financial advantage or benefit to be made available in connection with the purchase of the residential properties, such information will also be set out in the price list.
- If you intend to opt for any mortgage loan plans offered by financial institutions specified by the vendor, before entering into a preliminary agreement for sale and purchase (PASP), you must study the details of various mortgage loan plans¹ as set out in the price list concerned. If you have any questions about these mortgage loan plans, you should check with the financial institutions concerned direct before entering into a PASP.

4. Property area and its surroundings

- Pay attention to the area information in the sales brochure and price list, and price per square foot/metre in the price list. According to the Residential Properties (First-hand Sales) Ordinance (Cap. 621) (the Ordinance), vendors can only present the area and price per square foot and per square metre of a residential property using saleable area. Saleable area, in relation to a residential property, means the floor area of the residential property, and includes the floor area of every one of the following to the extent that it forms part of the residential property - (i) a balcony; (ii) a utility platform; and (iii) a verandah. The saleable area excludes the area of the following which forms part of the residential property - air-conditioning plant room; bay window; cockloft; flat roof; garden; parking space; roof; stairhood; terrace and yard.
- Floor plans of all residential properties in the development have to be shown in the sales brochure. In a sales brochure, floor plans of residential properties in the development must state the external and internal dimensions of each residential property². The external and internal dimensions of residential properties as provided in the sales brochure exclude plaster and finishes. You are advised to note this if you want to buy furniture before handing over of the residential property.
- Visit the development site and get to know the surroundings of the property (including transportation and community facilities). Check town planning proposals and decisions which may affect the property. Take a look at the location plan, aerial photograph, outline zoning plan and cross-section plan that are provided in the sales brochure.

5. Sales brochure

- Ensure that the sales brochure obtained is the latest version. According to the Ordinance, the sales brochure made available to the public should be printed or examined, or examined and revised within the previous 3

months.

- In respect of an uncompleted development, the vendor may alter the building plans (if any) whenever the vendor considers necessary. To know the latest information of an uncompleted development, keep paying attention to any revised sales brochures made available by the vendor.
- Read through the sales brochure and in particular, check the following information in the sales brochure -
 - whether there is a section on "relevant information" in the sales brochure, under which information on any matter that is known to the vendor but is not known to the general public, and is likely to materially affect the enjoyment of a residential property will be set out. Please note that information contained in a document that has been registered with the Land Registry will not be regarded as "relevant information";
 - the cross-section plan showing a cross-section of the building in relation to every street adjacent to the building, and the level of every such street in relation to a known datum and to the level of the lowest residential floor of the building. This will help you visualize the difference in height between the lowest residential floor of a building and the street level, regardless of how that lowest residential floor is named;
 - interior and exterior fittings and finishes and appliances;
 - the basis on which management fees are shared;
 - whether individual owners have obligations or need to share the expenses for managing, operating and maintaining the public open space or public facilities inside or outside the development, and the location of the public open space or public facilities; and
 - whether individual owners have responsibility to maintain slopes.

6. Government land grant and deed of mutual covenant (DMC)

- Read the Government land grant and the DMC (or the draft DMC). Information such as ownership of the rooftop and external walls can be found in the DMC. The vendor will provide copies of the Government land grant and the DMC (or the draft DMC) at the place where the sale is to take place for free inspection by prospective purchasers.
- Check the Government land grant on whether individual owners are liable to pay Government rent.
- Check the DMC on whether animals can be kept in the residential property.

7. Information on Availability of Residential Properties for Selection at Sales Office

- Check with the vendor which residential properties

NOTES TO PURCHASERS OF FIRST-HAND RESIDENTIAL PROPERTIES

一手住宅物業買家須知

are available for selection. If a "consumption table" is displayed by the vendor at the sales office, you may check from the table information on the progress of sale on a date of sale, including which residential properties are offered for sale at the beginning of that date of sale and which of them have been selected and sold during that date of sale.

- Do not believe in rumours about the sales condition of the development and enter into a PASP rashly.

8. Register of Transactions

- Pay attention to the register of transactions for a development. A vendor must, within 24 hours after entering into a PASP with a purchaser, enter transaction information of the PASP in the register of transactions. The vendor must, within 1 working day after entering into an agreement for sale and purchase (ASP), enter transaction information of the ASP in the register of transactions. Check the register of transactions for the concerned development to learn more about the sales condition of the development.
- Never take the number of registrations of intent or cashier orders a vendor has received for the purpose of registration as an indicator of the sales volume of a development. The register of transactions for a development is the most reliable source of information from which members of the public can grasp the daily sales condition of the development.

9. Agreement for sale and purchase

- Ensure that the PASP and ASP include the mandatory provisions as required by the Ordinance.
- Pay attention that fittings, finishes and appliances to be included in the sale and purchase of the property are inserted in the PASP and ASP.
- Pay attention to the area plan annexed to the ASP which shows the total area which the vendor is selling to you. The total area which the vendor is selling to you is normally greater than the saleable area of the property.
- Pay attention to the vendor's right to alter the building plans (if any) for an uncompleted development. The mandatory provisions to be incorporated in an ASP for uncompleted development as required by the Ordinance include a provision requiring the vendor to notify the purchaser in writing of such alteration if the same affects in any way the property within 14 days after its having been approved by the Building Authority.
- A preliminary deposit of **5%** of the purchase price is payable by you to the owner (i.e. the seller) on entering into a PASP.

- If you do not execute the ASP within **5 working days** (working day means a day that is not a general holiday or a Saturday or a black rainstorm warning day or gale warning day) after entering into the PASP, the PASP is terminated, the preliminary deposit (i.e. 5% of the purchase price) is forfeited, and the owner (i.e. the seller) does not have any further claim against you for not executing the ASP.
- If you execute the ASP within 5 working days after the signing of the PASP, the owner (i.e. the seller) must execute the ASP within 8 working days after entering into the PASP.
- The deposit should be made payable to the solicitors' firm responsible for stakeholding purchasers' payments for the property.

10. Expression of intent of purchasing a residential property

- Note that vendors (including their authorized representative(s)) should not seek or accept any specific or general expression of intent of purchasing any residential property before the relevant price lists for such properties are made available to the public. You therefore should not make such an offer to the vendors or their authorized representative(s).
- Note that vendors (including their authorized representative(s)) should not seek or accept any specific expression of intent of purchasing a particular residential property before the sale of the property has commenced. You therefore should not make such an offer to the vendors or their authorized representative(s).

11. Appointment of estate agent

- Note that if the vendor has appointed one or more than one estate agents to act in the sale of any specified residential property in the development, the price list for the development must set out the name of all the estate agents so appointed as at the date of printing of the price list.
- You may appoint any estate agent (not necessarily from those estate agency companies appointed by the vendor) to act in the purchase of any specified residential property in the development, and may also not appoint any estate agent to act on your behalf.
- Before you appoint an estate agent to look for a property, you should -
 - find out whether the agent will act on your behalf only. If the agent also acts for the vendor, he/she may not be able to protect your best interests in the event of a conflict of interest;
 - find out whether any commission is payable by you to

the estate agent and, if so, its amount and the time of payment; and

- note that only licensed estate agents or salespersons may accept your appointment. If in doubt, you should request the estate agent or salesperson to produce his/her Estate Agent Card, or check the Licence List on the Estate Agents Authority website: www.eaa.org.hk.

12. Appointment of solicitor

- Consider appointing your own solicitor to protect your interests. If the solicitor also acts for the vendor, he/she may not be able to protect your best interests in the event of a conflict of interest.
- Compare the charges of different solicitors.

For first-hand uncompleted residential properties

13. Pre-sale Consent

- For uncompleted residential property under the Lands Department Consent Scheme, seek confirmation from the vendor whether the "Pre-sale Consent" has been issued by the Lands Department for the development.

14. Show flats

- While the vendor is not required to make any show flat available for viewing by prospective purchasers or the general public, if the vendor wishes to make available show flats of a specified residential property, the vendor must first of all make available an unmodified show flat of that residential property and that, having made available such unmodified show flat, the vendor may then make available a modified show flat of that residential property. In this connection, the vendor is allowed to make available more than one modified show flat of that residential property.
- If you visit the show flats, you should always look at the unmodified show flats for comparison with the modified show flats. That said, the Ordinance does not restrict the discretion of the vendor in arranging the sequence of the viewing of unmodified and modified show flats.
- Sales brochure of the development should have been made available to the public when the show flat is made available for viewing. You are advised to get a copy of the sales brochure and make reference to it when viewing the show flats.
- You may take measurements in modified and unmodified show flats, and take photographs or make video recordings of unmodified show flats, subject to reasonable restriction(s) which may be set by the vendor for ensuring safety of the persons viewing the show flat.

NOTES TO PURCHASERS OF FIRST-HAND RESIDENTIAL PROPERTIES

一手住宅物業買家須知

For first-hand uncompleted residential properties and completed residential properties pending compliance

15. Estimated material date and handing over date

- Check the estimated material date³ for the development in the sales brochure.
 - The estimated material date for a development in the sales brochure is not the same as the date on which a residential property is handed over to purchaser. The latter is normally later than the former. However, the handing over date may be earlier than the estimated material date set out in the sales brochure in case of earlier completion of the development.
- Handing over date
 - The mandatory provisions to be incorporated in an ASP as required by the Ordinance include a provision requiring the vendor to apply in writing for an Occupation Document / a Certificate of Compliance or the Director of Lands' Consent to Assign (as the case may be) in respect of the development within 14 days after the estimated material date as stipulated in the ASP.
 - For development subject to the Lands Department Consent Scheme, the vendor is required to notify the purchaser in writing that the vendor is in a position validly to assign the property within one month after the issue of the Certificate of Compliance or the Consent to Assign, whichever first happens; or
 - For development not subject to the Lands Department Consent Scheme, the vendor is required to notify the purchaser in writing that the vendor is in a position validly to assign the property within 6 months after the issue of the Occupation Document including Occupation Permit.
 - The mandatory provisions to be incorporated in an ASP as required by the Ordinance include a provision requiring completion of the sale and purchase within 14 days after the date of the notification aforesaid. Upon completion, the vendor shall arrange handover of the property to the purchaser.
- Authorized Person (AP) may grant extension(s) of time for completion of the development beyond the estimated material date.
 - The mandatory provisions to be incorporated in an ASP as required by the Ordinance include a provision that the AP of a development may grant an extension of time for completion of the development beyond the estimated material date having regard to delays caused exclusively by any one or more of the following reasons:

- strike or lock-out of workmen;
 - riots or civil commotion;
 - force majeure or Act of God;
 - fire or other accident beyond the vendor's control;
 - war; or
 - inclement weather.
 - The AP may grant more than once such an extension of time depending on the circumstances. That means handover of the property may be delayed.
 - The mandatory provisions to be incorporated in an ASP as required by the Ordinance also include a provision requiring the vendor to, within 14 days after the issue of an extension of time granted by the AP, furnish the purchaser with a copy of the relevant certificate of extension.
- Ask the vendor if there are any questions on handing over date.

For first-hand completed residential properties

16. Vendor's information form

- Ensure that you obtain the "vendor's information form(s)" printed within the previous 3 months in relation to the residential property/properties you intend to purchase.

17. Viewing of property

- Ensure that, before you purchase a residential property, you are arranged to view the residential property that you would like to purchase or, if it is not reasonably practicable to view the property in question, a comparable property in the development, unless you agree in writing that the vendor is not required to arrange such a comparable property for viewing for you. You are advised to think carefully before signing any waiver.
- You may take measurements, take photographs or make video recordings of the property, unless the property is held under a tenancy or reasonable restriction(s) is/are needed to ensure safety of the persons viewing the property.

For complaints and enquiries relating to the sales of first-hand residential properties by the vendors which the Ordinance applies, please contact the Sales of First-hand Residential Properties Authority -

Website :	www.srpa.gov.hk
Telephone :	2817 3313
Email :	enquiry_srpa@hd.gov.hk
Fax :	2219 2220

Other useful contacts:

Consumer Council

Website :	www.consumer.org.hk
Telephone :	2929 2222
Email :	cc@consumer.org.hk
Fax :	2856 3611

Estate Agents Authority

Website :	www.eaa.org.hk
Telephone :	2111 2777
Email :	enquiry@eaa.org.hk
Fax :	2598 9596

Real Estate Developers Association of Hong Kong

Telephone :	2826 0111
Fax :	2845 2521

Sales of First-hand Residential Properties Authority
March 2023

- ¹ The details of various mortgage loan plans include the requirements for mortgagors on minimum income level, the loan limit under the first mortgage and second mortgage, the maximum loan repayment period, the change of mortgage interest rate throughout the entire repayment period, and the payment of administrative fees.
- ² According to section 10(2)(d) in Part 1 of Schedule 1 to the Ordinance, each of the floor plans of the residential properties in the development in the sales brochure must state the following –
 - (i) the external dimensions of each residential property;
 - (ii) the internal dimensions of each residential property;
 - (iii) the thickness of the internal partitions of each residential property;
 - (iv) the external dimensions of individual compartments in each residential property.According to section 10(3) in Part 1 of Schedule 1 to the Ordinance, if any information required by section 10(2)(d) in Part 1 of Schedule 1 to the Ordinance is provided in the approved building plans for the development, a floor plan must state the information as so provided.
- ³ Generally speaking, "material date" means the date on which the conditions of the land grant are complied with in respect of the development, or the date on which the development is completed in all respects in compliance with the approved building plans or the conditions subject to which the certificate of exemption is issued. For details, please refer to section 2 of the Ordinance.

NOTES TO PURCHASERS OF FIRST-HAND RESIDENTIAL PROPERTIES

一手住宅物業買家須知

您在購置一手住宅物業之前，應留意下列事項：

適用於所有一手住宅物業

1. 重要資訊

- 瀏覽一手住宅物業銷售資訊網（下稱「銷售資訊網」）（網址：www.srpe.gov.hk），參考「銷售資訊網」內有關一手住宅物業的市場資料。
- 閱覽賣方就該發展項目所指定的互聯網網站內的有關資訊，包括售樓說明書、價單、載有銷售安排的文件，及成交紀錄冊。
- 發展項目的售樓說明書，會在該項目的出售日期前最少七日向公眾發布，而有關價單和銷售安排，亦會在該項目的出售日期前最少三日公布。
- 在賣方就有關發展項目所指定的互聯網網站，以及「銷售資訊網」內，均載有有關物業成交資料的成交紀錄冊，以供查閱。

2. 費用、按揭貸款和樓價

- 計算置業總開支，包括律師費、按揭費用、保險費，以及印花稅。
- 向銀行查詢可否取得所需的按揭貸款，然後選擇合適的還款方式，並小心計算按揭貸款金額，以確保貸款額沒有超出本身的負擔能力。
- 查閱同類物業最近的成交價格，以作比較。
- 向賣方或地產代理瞭解，您須付予賣方或該發展項目的管理人的預計的管理費、管理費上期金額（如有）、特別基金金額（如有）、補還的水、電力及氣體按金（如有），以及／或清理廢料的費用（如有）。

3. 價單、支付條款，以及其他財務優惠

- 賣方未必會把價單所涵蓋的住宅物業悉數推售，因此應留意有關的銷售安排，以了解賣方會推售的住宅物業為何。賣方會在有關住宅物業推售日期前最少三日公布銷售安排。
- 留意價單所載列的支付條款。倘買家可就購置有關住宅物業而連帶獲得價格折扣、贈品，或任何財務優惠或利益，上述資訊亦會在價單內列明。
- 如您擬選用由賣方指定的財務機構提供的各類按揭貸款計劃，在簽訂臨時買賣合約前，應先細閱有關價單內列出的按揭貸款計劃資料¹。如就該些按揭貸款計劃的詳情有任何疑问，應在簽訂臨時買賣合約前，直接向有關財務機構查詢。

4. 物業的面積及四周環境

- 留意載於售樓說明書和價單內的物業面積資料，以及載於價單內的每平方呎／每平方米售價。根據《一手住宅物業銷售條例》（第621章）（下稱「條例」），賣方只可以實用面積表達住宅物業的面積和每平方呎及平方米的售價。就住宅物業而言，實用面積指該住宅物業的樓面面積，包括在構成該物業的一部分的範圍內的以下每一項目的樓面面積：(i)

露台；(ii) 工作平台；以及 (iii) 陽台。實用面積並不包括空調機房、窗台、閣樓、平台、花園、停車位、天台、梯屋、前庭及庭院的每一項目的面積，即使該些項目構成該物業的一部分的範圍。

- 售樓說明書必須顯示發展項目中所有住宅物業的樓面平面圖。在售樓說明書所載有關發展項目中住宅物業的每一份樓面平面圖，均須述明每個住宅物業的外部及內部尺寸²。售樓說明書所提供有關住宅物業外部和內部的尺寸，不會把批盪和裝飾物料包括在內。買家收樓前如欲購置家具，應留意這點。
- 親臨發展項目的所在地實地視察，以了解有關物業的四周環境（包括交通和社區設施）；亦應查詢有否任何城市規劃方案和議決，會對有關的物業造成影響；參閱載於售樓說明書內的位置圖、鳥瞰照片、分區計劃大綱圖，以及橫截面圖。

5. 售樓說明書

- 確保所取得的售樓說明書屬最新版本。根據條例，提供予公眾的售樓說明書必須是在之前的三個月之內印製或檢視、或檢視及修改。
- 如屬未落成發展項目，賣方在認為有需要時可改動建築圖則（如有的話），因此應留意由賣方提供的任何經修改的售樓說明書，以了解有關未落成發展項目的最新資料。
- 閱覽售樓說明書，並須特別留意以下資訊：
 - 售樓說明書內有否關於「有關資料」的部分，列出賣方知悉但並非為一般公眾人士所知悉，關於相當可能對享有有關住宅物業造成重大影響的事宜的資料。請注意，已在土地註冊處註冊的文件，其內容不會被視為「有關資料」；
 - 橫截面圖會顯示有關建築物相對毗連該建築物的每條街道的橫截面，以及每條上述街道與已知基準面和該建築物最低的一層住宅樓層的水平相對的水平。橫截面圖能以圖解形式，顯示出建築物最低一層住宅樓層和街道水平的高低差距，不論該最低住宅樓層以何種方式命名；
 - 室內和外部的裝置、裝修物料和設備；
 - 管理費按甚麼基準分擔；
 - 小業主有否責任或需要分擔管理、營運或維持有關發展項目以內或以外的公眾休憩用地或公共設施的開支，以及有關公眾休憩用地或公共設施的位置；以及
 - 小業主是否須要負責維修斜坡。

6. 政府批地文件和公契

- 閱覽政府批地文件和公契（或公契擬稿）。公契內載有天台和外牆業權等相關資料。賣方會在售樓處提供政府批地文件和公契（或公契擬稿）的複本，供準買家免費閱覽。
- 留意政府批地文件內所訂明小業主是否須要負責支付地稅。
- 留意公契內訂明有關物業內可否飼養動物。

7. 售樓處內有關可供揀選住宅物業的資料

- 向賣方查詢清楚有哪些一手住宅物業可供揀選。若賣方在售樓處內展示「消耗表」，您可從該「消耗表」得悉在每個銷售

日的銷售進度資料，包括在該個銷售日開始時有哪些住宅物業可供出售，以及在該個銷售日內有哪些住宅物業已獲揀選及售出。

- 切勿隨便相信有關發展項目銷情的傳言，倉卒簽立臨時買賣合約。

8. 成交紀錄冊

- 留意發展項目的成交紀錄冊。賣方須於臨時買賣合約訂立後的24小時內，於紀錄冊披露該臨時買賣合約的資料，以及於買賣合約訂立後一個工作天內，披露該買賣合約的資料。您可透過成交紀錄冊得悉發展項目的銷售情況。
- 切勿將賣方接獲用作登記的購樓意向書或本票的數目視為銷情指標。發展項目的成交紀錄冊才是讓公眾掌握發展項目每日銷售情況的最可靠資料來源。

9. 買賣合約

- 確保臨時買賣合約和買賣合約包含條例所規定的強制性條文。
- 留意有關物業買賣交易所包括的裝置、裝修物料和設備，須在臨時買賣合約和買賣合約上列明。
- 留意夾附於買賣合約的圖則。該圖則會顯示所有賣方售予您的物業面積，而該面積通常較該物業的實用面積為大。
- 留意賣方有權改動未落成發展項目的建築圖則（如有的話）。如屬未落成發展項目，條例規定物業的買賣合約須載有強制性條文，列明如有關改動在任何方面對該物業造成影響，賣方須在改動獲建築事務監督批准後的14日內，將該項改動以書面通知買家。
- 訂立臨時買賣合約時，您須向擁有人（即賣方）支付樓價**5%**的臨時訂金。
- 如您在訂立臨時買賣合約後**五個工作日**（工作日指並非公眾假日、星期六、黑色暴雨警告日或烈風警告日的日子）之內，沒有簽立買賣合約，該臨時買賣合約即告終止，有關臨時訂金（即樓價的5%）會被沒收，而擁有人（即賣方）不得因您沒有簽立買賣合約而對您提出進一步申索。
- 在訂立臨時買賣合約後的五個工作日之內，倘您簽立買賣合約，則擁有人（即賣方）必須在訂立該臨時買賣合約後的八個工作日之內簽立買賣合約。
- 有關的訂金，應付予負責為所涉物業擔任保證金保存人的律師事務所。

10. 表達購樓意向

- 留意在賣方（包括其獲授權代表）就有關住宅物業向公眾提供價單前，賣方不得尋求或接納任何對有關住宅物業的購樓意向（不論是否屬明確選擇購樓意向）。因此您不應向賣方或其授權代表提出有關意向。
- 留意在有關住宅物業的銷售開始前，賣方（包括其獲授權代表）不得尋求或接納任何對該物業的有明確選擇購樓意向。因此您不應向賣方或其授權代表提出有關意向。

NOTES TO PURCHASERS OF FIRST-HAND RESIDENTIAL PROPERTIES

一手住宅物業買家須知

11. 委託地產代理

- 留意倘賣方委任一個或多於一個地產代理，以協助銷售其發展項目內任何指明住宅物業，該發展項目的價單必須列明在價單印刷日期當日所有獲委任為地產代理的姓名／名稱。
- 您可委託任何地產代理（不一定是賣方所指定的地產代理），以協助您購置發展項目內任何指明住宅物業；您亦可不委託任何地產代理。
- 委託地產代理以物色物業前，您應該 —
 - 了解該地產代理是否只代表您行事。該地產代理若同時代表賣方行事，倘發生利益衝突，未必能夠保障您的最大利益；
 - 了解您須否支付佣金予該地產代理。若須支付，有關的佣金金額和支付日期為何；以及
 - 留意只有持牌地產代理或營業員才可以接受您的委託。如有疑问，應要求該地產代理或營業員出示其「地產代理證」，或瀏覽地產代理監管局的網頁（網址：www.eaa.org.hk），查閱牌照目錄。

12. 委聘律師

- 考慮自行委聘律師，以保障您的利益。該律師若同時代表賣方行事，倘發生利益衝突，未必能夠保障您的最大利益。
- 比較不同律師的收費。

適用於一手未落成住宅物業

13. 預售樓花同意書

- 洽購地政總署「預售樓花同意方案」下的未落成住宅物業時，應向賣方確認地政總署是否已就該發展項目批出「預售樓花同意書」。

14. 示範單位

- 賣方不一定須設置示範單位供準買家或公眾參觀，但賣方如為某指明住宅物業設置示範單位，必須首先設置該住宅物業的無改動示範單位，才可設置該住宅物業的經改動示範單位，並可以就該住宅物業設置多於一個經改動示範單位。
- 參觀示範單位時，務必視察無改動示範單位，以便與經改動示範單位作出比較。然而，條例並沒有限制賣方安排參觀無改動示範單位及經改動示範單位的先後次序。
- 賣方設置示範單位供公眾參觀時，應已提供有關發展項目的售樓說明書。因此，緊記先行索取售樓說明書，以便在參觀示範單位時參閱相關資料。
- 您可以在無改動示範單位及經改動示範單位中進行量度，並在無改動示範單位內拍照或拍攝影片，惟在確保示範單位參觀者人身安全的前提下，賣方可能會設定合理的限制。

適用於一手未落成住宅物業及尚待符合條件的已落成住宅物業

15. 預計關鍵日期及收樓日期

- 查閱售樓說明書中有關發展項目的預計關鍵日期³。

- 售樓說明書中有關發展項目的預計關鍵日期並不同買家的「收樓日期」。買家的「收樓日期」一般會較發展項目的預計關鍵日期遲。然而，假若發展項目比預期早落成，「收樓日期」可能會較售樓說明書列出的預計關鍵日期為早。
- 收樓日期
 - 條例規定買賣合約須載有強制性條文，列明賣方須於買賣合約內列出的預計關鍵日期後的14日內，以書面為發展項目申請佔用文件、合格證明書，或地政總署署長的轉讓同意（視屬何種情況而定）。
 - 如發展項目屬地政總署預售樓花同意方案所規管，賣方須在合格證明書或地政總署署長的轉讓同意發出後的一個月內（以較早者為準），就賣方有能力有效地轉讓有關物業一事，以書面通知買家；或
 - 如發展項目並非屬地政總署預售樓花同意方案所規管，賣方須在佔用文件（包括佔用許可證）發出後的六個月內，就賣方有能力有效地轉讓有關物業一事，以書面通知買家。
 - 條例規定買賣合約須載有強制性條文，列明有關物業的買賣須於賣方發出上述通知的日期的14日內完成。有關物業的買賣完成後，賣方將安排買家收樓事宜。
- 認可人士可批予在預計關鍵日期之後完成發展項目
 - 條例規定買賣合約須載有強制性條文，列明發展項目的認可人士可以在顧及純粹由以下一個或多於一個原因所導致的延遲後，批予在預計關鍵日期之後，完成發展項目：
 - 工人罷工或封閉工地；
 - 暴動或內亂；
 - 不可抗力或天災；
 - 火警或其他賣方所不能控制的意外；
 - 戰爭；或
 - 惡劣天氣。
 - 發展項目的認可人士可以按情況，多於一次批予延後預計關鍵日期以完成發展項目，即收樓日期可能延遲。
 - 條例規定買賣合約須載有強制性條文，列明賣方須於認可人士批予延期後的14日內，向買家提供有關延期證明書的文本。
- 如對收樓日期有任何疑問，可向賣方查詢。

適用於一手已落成住宅物業

16. 賣方資料表格

- 確保取得最近三個月內印製有關您擬購買的一手已落成住宅物業的「賣方資料表格」。

17. 參觀物業

- 購置住宅物業前，確保已獲安排參觀您打算購置的住宅物業。倘參觀有關物業並非合理地切實可行，則應參觀與有關物業相若的物業，除非您以書面同意賣方無須開放與有關物業相若的物業供您參觀。您應仔細考慮，然後才決定是否簽署豁免上述規定的書面同意。

- 除非有關物業根據租約持有，或為確保物業參觀者的人身安全而須設定合理限制，您可以對該物業進行量度、拍照或拍攝影片。

任何與賣方銷售受條例所規管的一手住宅物業有關的投訴和查詢，請與一手住宅物業銷售監管局聯絡。

網址：	www.srpa.gov.hk
電話：	2817 3313
電郵：	enquiry_srpa@hd.gov.hk
傳真：	2219 2220

其他相關聯絡資料：

消費者委員會	
網址：	www.consumer.org.hk
電話：	2929 2222
電郵：	cc@consumer.org.hk
傳真：	2856 3611

地產代理監管局	
網址：	www.eaa.org.hk
電話：	2111 2777
電郵：	enquiry@eaa.org.hk
傳真：	2598 9596

香港地產建設商會	
電話：	2826 0111
傳真：	2845 2521

一手住宅物業銷售監管局
2023年3月

¹ 按揭貸款計劃的資料包括有關按揭貸款計劃對借款人的最低收入的要求、就第一按揭連同第二按揭可獲得的按揭貸款金額上限、最長還款年期、整個還款期內的按揭利率變化，以及申請人須繳付的手續費。

² 根據條例附表1第1部第10(2)(d)條述明，售樓說明書內顯示的發展項目中的住宅物業的每一份樓面平面圖須述明以下各項—

(i) 每個住宅物業的外部尺寸；

(ii) 每個住宅物業的內部尺寸；

(iii) 每個住宅物業的內部間隔的厚度；

(iv) 每個住宅物業內個別分隔室的外部尺寸。

根據條例附表1第1部第10(3)條，如有關發展項目的經批准的建築圖則，提供條例附表1第1部第10(2)(d)條所規定的資料，樓面平面圖須述明如此規定的該資料。

³ 一般而言，「關鍵日期」指該項目符合批地文件的條件的日期，或該項目在遵照經批准的建築圖則的情況下或按照豁免證明書的發出的條件在各方面均屬完成的日期。有關詳情請參閱條例第2條。

INFORMATION ON THE DEVELOPMENT

發展項目的資料

Name of the Development

Manor Hill

發展項目名稱

海茵莊園

Name of the street at which the Development is situated and the street number allocated by the Commissioner of Rating and Valuation for the purpose of distinguishing the Development

1 Shek Kok Road

發展項目所位於的街道的名稱及由差餉物業估價署署長為識別發展項目的目的而編配的門牌號數

石角路1號

The Development consists of 2 multi-unit buildings

Total number of storeys of each multi-unit building

Tower 1: 34 storeys (excluding B/F, Transfer Plate, Roof and Top Roof)

Tower 2: 34 storeys (excluding B/F, Transfer Plate, Roof and Top Roof)

發展項目包含2幢多單位建築物

每幢多單位建築物的樓層的總數

第1座：34層（不包括地庫、結構轉換層、天台及頂層天台）

第2座：34層（不包括地庫、結構轉換層、天台及頂層天台）

Floor numbering in each multi-unit building as provided in the approved building plans for the Development

Tower 1: B/F, G/F, 1/F - 3/F, 5/F - 12/F, 15/F - 23/F, 25/F - 33/F, 35/F - 38/F, Roof and Top Roof

Tower 2: B/F, G/F, 1/F - 3/F, 5/F - 12/F, 15/F - 23/F, 25/F - 33/F, 35/F - 38/F, Roof and Top Roof

發展項目的經批准的建築圖則所規定的每幢多單位建築物內的樓層號數

第1座：地庫、地下、1樓至3樓、5樓至12樓、15樓至23樓、25樓至33樓、35樓至38樓、天台及頂層天台

第2座：地庫、地下、1樓至3樓、5樓至12樓、15樓至23樓、25樓至33樓、35樓至38樓、天台及頂層天台

Omitted floor numbers in each multi-unit building in which the floor numbering is not in consecutive order

Tower 1: 4/F, 13/F, 14/F, 24/F and 34/F

Tower 2: 4/F, 13/F, 14/F, 24/F and 34/F

每幢有不依連續次序的樓層號數的多單位建築物內被略去的樓層號數

第1座：4樓、13樓、14樓、24樓、34樓

第2座：4樓、13樓、14樓、24樓、34樓

Refuge floor of each multi-unit building

Tower 1: Roof

Tower 2: Roof

每幢多單位建築物內的庇護層

第1座：天台

第2座：天台

INFORMATION ON VENDOR AND OTHERS INVOLVED IN THE DEVELOPMENT

賣方及有參與發展項目的其他人的資料

Vendor

Li Profit Limited

賣方

利如有限公司

Holding companies of the Vendor

Kowloon Development Company Limited
Fulleagle Limited

賣方的控權公司

九龍建業有限公司
Fulleagle Limited

Authorized Person for the Development

Lai Chi Leung Henry

發展項目的認可人士

賴志良

The firm or corporation of which the Authorized Person for the Development is a proprietor, director or employee in his or her professional capacity

Archiplus International (HK) Limited

發展項目的認可人士以其專業身分擔任經營人、董事或僱員的商號或法團

亞設貝佳國際（香港）有限公司

Building Contractor for the Development

Kowloon Development Engineering Limited

發展項目的承建商

九建工程有限公司

The firm of solicitors acting for the owner in relation to the sale of residential properties in the Development

Baker & McKenzie

就發展項目中的住宅物業的出售而代表擁有人行事的律師事務所

貝克·麥堅時律師事務所

Any authorized institution that has made a loan, or has undertaken to provide finance, for the construction of the Development

United Overseas Bank Limited
(Note: The loan has been fully repaid)

已為發展項目的建造提供貸款或已承諾為該項建造提供融資的認可機構

大華銀行有限公司
(註：該貸款已經全數清還)

Any other person who has made a loan for the construction of the Development

Fulleagle Limited
(Note: The loan has been fully repaid)

已為發展項目的建造提供貸款的任何其他人

Fulleagle Limited
(註：該貸款已經全數清還)

RELATIONSHIP BETWEEN PARTIES INVOLVED IN THE DEVELOPMENT

有參與發展項目的各方的關係

(a)	The vendor or a building contractor for the development is an individual, and that vendor or contractor is an immediate family member of an authorized person for the development. 賣方或有關發展項目的承建商屬個人，並屬該項目的認可人士的家人。	Not applicable 不適用
(b)	The vendor or a building contractor for the development is a partnership, and a partner of that vendor or contractor is an immediate family member of such an authorized person. 賣方或該項目的承建商屬合夥，而該賣方或承建商的合夥人屬上述認可人士的家人。	Not applicable 不適用
(c)	The vendor or a building contractor for the development is a corporation, and a director or the secretary of that vendor or contractor (or a holding company of that vendor) is an immediate family member of such an authorized person. 賣方或該項目的承建商屬法團，而該賣方或承建商（或該賣方的控權公司）的董事或秘書屬上述認可人士的家人。	No 否
(d)	The vendor or a building contractor for the development is an individual, and that vendor or contractor is an immediate family member of an associate of such an authorized person. 賣方或該項目的承建商屬個人，並屬上述認可人士的有聯繫人士的家人。	Not applicable 不適用
(e)	The vendor or a building contractor for the development is a partnership, and a partner of that vendor or contractor is an immediate family member of an associate of such an authorized person. 賣方或該項目的承建商屬合夥，而該賣方或承建商的合夥人屬上述認可人士的有聯繫人士的家人。	Not applicable 不適用
(f)	The vendor or a building contractor for the development is a corporation, and a director or the secretary of that vendor or contractor (or a holding company of that vendor) is an immediate family member of an associate of such an authorized person. 賣方或該項目的承建商屬法團，而該賣方或承建商（或該賣方的控權公司）的董事或秘書屬上述認可人士的有聯繫人士的家人。	No 否
(g)	The vendor or a building contractor for the development is an individual, and that vendor or contractor is an immediate family member of a proprietor of a firm of solicitors acting for the owner in relation to the sale of residential properties in the development. 賣方或該項目的承建商屬個人，並屬就該項目內的住宅物業的出售代表擁有人行事的律師事務所行事的經營人的家人。	Not applicable 不適用
(h)	The vendor or a building contractor for the development is a partnership, and a partner of that vendor or contractor is an immediate family member of a proprietor of a firm of solicitors acting for the owner in relation to the sale of residential properties in the development. 賣方或該項目的承建商屬合夥，而該賣方或承建商的合夥人屬就該項目內的住宅物業的出售代表擁有人行事的律師事務所行事的經營人的家人。	Not applicable 不適用
(i)	The vendor or a building contractor for the development is a corporation, and a director or the secretary of that vendor or contractor (or a holding company of that vendor) is an immediate family member of a proprietor of such a firm of solicitors. 賣方或該項目的承建商屬法團，而該賣方或承建商（或該賣方的控權公司）的董事或秘書屬上述律師事務所的經營人的家人。	No 否
(j)	The vendor, a holding company of the vendor, or a building contractor for the development, is a private company, and an authorized person for the development, or an associate of such an authorized person, holds at least 10% of the issued shares in that vendor, holding company or contractor. 賣方、賣方的控權公司或有關發展項目的承建商屬私人公司，而該項目的認可人士或該認可人士的有聯繫人士持有該賣方、控權公司或承建商最少10%的已發行股份。	No 否
(k)	The vendor, a holding company of the vendor, or a building contractor for the development, is a listed company, and such an authorized person, or such an associate, holds at least 1% of the issued shares in that vendor, holding company or contractor. 賣方、賣方的控權公司或該項目的承建商屬上市公司，而上述認可人士或上述有聯繫人士持有該賣方、控權公司或承建商最少1%的已發行股份。	No 否
(l)	The vendor or a building contractor for the development is a corporation, and such an authorized person, or such an associate, is an employee, director or secretary of that vendor or contractor or of a holding company of that vendor. 賣方或該項目的承建商屬法團，而上述認可人士或上述有聯繫人士屬該賣方、承建商或該賣方的控權公司的僱員、董事或秘書。	No 否

RELATIONSHIP BETWEEN PARTIES INVOLVED IN THE DEVELOPMENT

有參與發展項目的各方的關係

(m)	The vendor or a building contractor for the development is a partnership, and such an authorized person, or such an associate, is an employee of that vendor or contractor. 賣方或該項目的承建商屬合夥，而上述認可人士或上述有聯繫人士屬該賣方或承建商的僱員。	Not applicable 不適用
(n)	The vendor, a holding company of the vendor, or a building contractor for the development, is a private company, and a proprietor of a firm of solicitors acting for the owner in relation to the sale of residential properties in the development holds at least 10% of the issued shares in that vendor, holding company or contractor. 賣方、賣方的控股公司或該項目的承建商屬私人公司，而就該項目中的住宅物業的出售而代表擁有人行事的律師事務所的經營人持有該賣方、控股公司或承建商最少10%的已發行股份。	No 否
(o)	The vendor, a holding company of the vendor, or a building contractor for the development, is a listed company, and a proprietor of such a firm of solicitors holds at least 1% of the issued shares in that vendor, holding company or contractor. 賣方、賣方的控股公司或該項目的承建商屬上市公司，而上述律師事務所的經營人持有該賣方、控股公司或承建商最少1%的已發行股份。	No 否
(p)	The vendor or a building contractor for the development is a corporation, and a proprietor of such a firm of solicitors is an employee, director or secretary of that vendor or contractor or of a holding company of that vendor. 賣方或該項目的承建商屬法團，而上述律師事務所的經營人屬該賣方或承建商或該賣方的控股公司的僱員、董事或秘書。	No 否
(q)	The vendor or a building contractor for the development is a partnership, and a proprietor of such a firm of solicitors is an employee of that vendor or contractor. 賣方或該項目的承建商屬合夥，而上述律師事務所的經營人屬該賣方或承建商的僱員。	Not applicable 不適用
(r)	The vendor or a building contractor for the development is a corporation, and the corporation of which an authorized person for the development is a director or employee in his or her professional capacity is an associate corporation of that vendor or contractor or of a holding company of that vendor. 賣方或該項目的承建商屬法團，而該項目的認可人士以其專業身分擔任董事或僱員的法團為該賣方或承建商或該賣方的控股公司的有聯繫法團。	No 否
(s)	The vendor or a building contractor for the development is a corporation, and that contractor is an associate corporation of that vendor or of a holding company of that vendor. 賣方或該項目的承建商屬法團，而該承建商屬該賣方或該賣方的控股公司的有聯繫法團。	The building contractor of the Development, Kowloon Development Engineering Limited, is an associate corporation of the vendor or of a holding company of the vendor 承建商九建工程有限公司屬賣方或其控股公司的有聯繫法團

INFORMATION ON DESIGN OF THE DEVELOPMENT

發展項目的設計的資料

There are non-structural prefabricated external walls forming part of the enclosing walls of the Development.
發展項目有構成圍封牆的一部份的非結構的預製外牆。

The range of thickness of the non-structural prefabricated external walls of each block is:
每幢建築物的非結構的預製外牆之厚度範圍為：
Tower 1: Not Applicable
第1座：不適用

Tower 2: 150 mm.
第2座：150毫米。

Total area of non-structural prefabricated external walls of each residential property: Not applicable. There is no non-structural prefabricated external wall which is an enclosing wall of any residential property.
每個住宅物業的非結構的預製外牆的總面積：不適用。不會有非結構的預製外牆是任何住宅物業的圍封牆。

There are curtain walls forming part of the enclosing walls of the Development.
發展項目有構成圍封牆的一部份的幕牆。

The thickness of the curtain walls of each building is 200mm.
每幢建築物的幕牆之厚度為200毫米。

Total area of the curtain walls of each residential property 每個住宅物業的幕牆的總面積

Tower 座數	Floor 樓層	Flat 單位	Total area of the curtain walls of each residential property (sq.m) 每個住宅物業的幕牆的總面積 (平方米)
Tower 1 第1座	2/F 2樓	A1	0.327
		A2	0.943
		A3	0
		A5	0
		A6	0
		A7	0
		A8	1.441
		A9	0.327
		B1	0.327
		B2	0.943
		B3	0
		B5	0
		B6	0
		B7	0
		B8	1.441
		B9	0.327

Tower 座數	Floor 樓層	Flat 單位	Total area of the curtain walls of each residential property (sq.m) 每個住宅物業的幕牆的總面積 (平方米)
Tower 1 第1座	3/F, 5/F - 12/F, 15/F - 23/F, 25/F - 33/F and 35/F - 36/F 3樓、5樓至12樓、 15樓至23樓、25樓至33樓 及35樓至36樓	A1	0.327
		A2	0.943
		A3	0
		A5	0
		A6	0
		A7	0
		A8	1.441
		A9	0.327
		B1	0.327
		B2	0.943
		B3	0
		B5	0
		B6	0
		B7	0
		B8	1.441
		B9	0.327
	37/F 37樓	A1	0.327
		A2	0.943
		A3	0
		A5	0
		A6	2.257
		B1	0.327
		B2	0.943
		B3	0
		B5	0
		B6	2.257

Remarks:
1. 4/F, 13/F, 14/F, 24/F and 34/F are omitted.
2. No designation of Flat A4, B4, C4 and D4.

備註：
1. 不設4樓、13樓、14樓、24樓及34樓。
2. 不設A4、B4、C4及D4單位。

INFORMATION ON DESIGN OF THE DEVELOPMENT

發展項目的設計的資料

Tower 座數	Floor 樓層	Flat 單位	Total area of the curtain walls of each residential property (sq.m) 每個住宅物業的幕牆的總面積（平方米）
Tower 1 第1座	38/F 38樓	A1	0.327
		A2	0.943
		A3	0
		A5	0
		A6	3.099
		B1	0.327
		B2	0.943
		B3	0
		B5	0
		B6	3.099

Remarks:
 1. 4/F, 13/F, 14/F, 24/F and 34/F are omitted.
 2. No designation of Flat A4, B4, C4 and D4.

Tower 座數	Floor 樓層	Flat 單位	Total area of the curtain walls of each residential property (sq.m) 每個住宅物業的幕牆的總面積（平方米）
Tower 2 第2座	1/F 1樓	A1	0.367
		A2	0.342
		A3	0.352
		A5	0.347
		A6	0.347
		A7	0.402
		A8	1.447
		B1	0.339
		B2	0.342
		B3	0.352
		B5	0.327
		B6	0.327
		B7	0.413
		C1	0.552
		C2	0
		C3	0
		C5	0
		C6	0.317
		C7	0.342
		C8	0.352
		C9	0.347
		C10	0.337
		C11	0.317
		C12	0.370
		D1	0.367
		D2	0.342
		D3	0.352
		D5	0.347
		D6	0.347
		D7	0.357
		D8	0.400
		D9	1.345

備註：
 1. 不設4樓、13樓、14樓、24樓及34樓。
 2. 不設A4、B4、C4及D4單位。

INFORMATION ON DESIGN OF THE DEVELOPMENT

發展項目的設計的資料

Tower 座數	Floor 樓層	Flat 單位	Total area of the curtain walls of each residential property (sq.m) 每個住宅物業的幕牆的總面積 (平方米)
Tower 2 第2座	2/F - 3/F, 5/F - 12/F, 15/F - 23/F, 25/F - 33/F and 35/F - 38/F 2樓至3樓、5樓至12樓、 15樓至23樓、25樓至33樓及 35樓至38樓	A1	0.367
		A2	0.342
		A3	0.352
		A5	0.347
		A6	0.347
		A7	0.402
		A8	1.447
		B1	0.339
		B2	0.342
		B3	0.352
		B5	0.327
		B6	0.327
		B7	0.413
		C1	0.552
		C2	0
		C3	0
		C5	0
		C6	0.317
		C7	0.342
		C8	0.352
		C9	0.347
		C10	0.337
		C11	0.317
		C12	0.370
		D1	0.367
		D2	0.342
		D3	0.352
		D5	0.347
		D6	0.347
		D7	0.357
		D8	0.400
		D9	1.345

Remarks:

- 4/F, 13/F, 14/F, 24/F and 34/F are omitted.
- No designation of Flat A4, B4, C4 and D4.

備註：

- 不設4樓、13樓、14樓、24樓及34樓。
- 不設A4、B4、C4及D4單位。



INFORMATION ON PROPERTY MANAGEMENT 物業管理的資料

The person appointed as the manager of the Development under the Deed of Mutual Covenant that has been executed

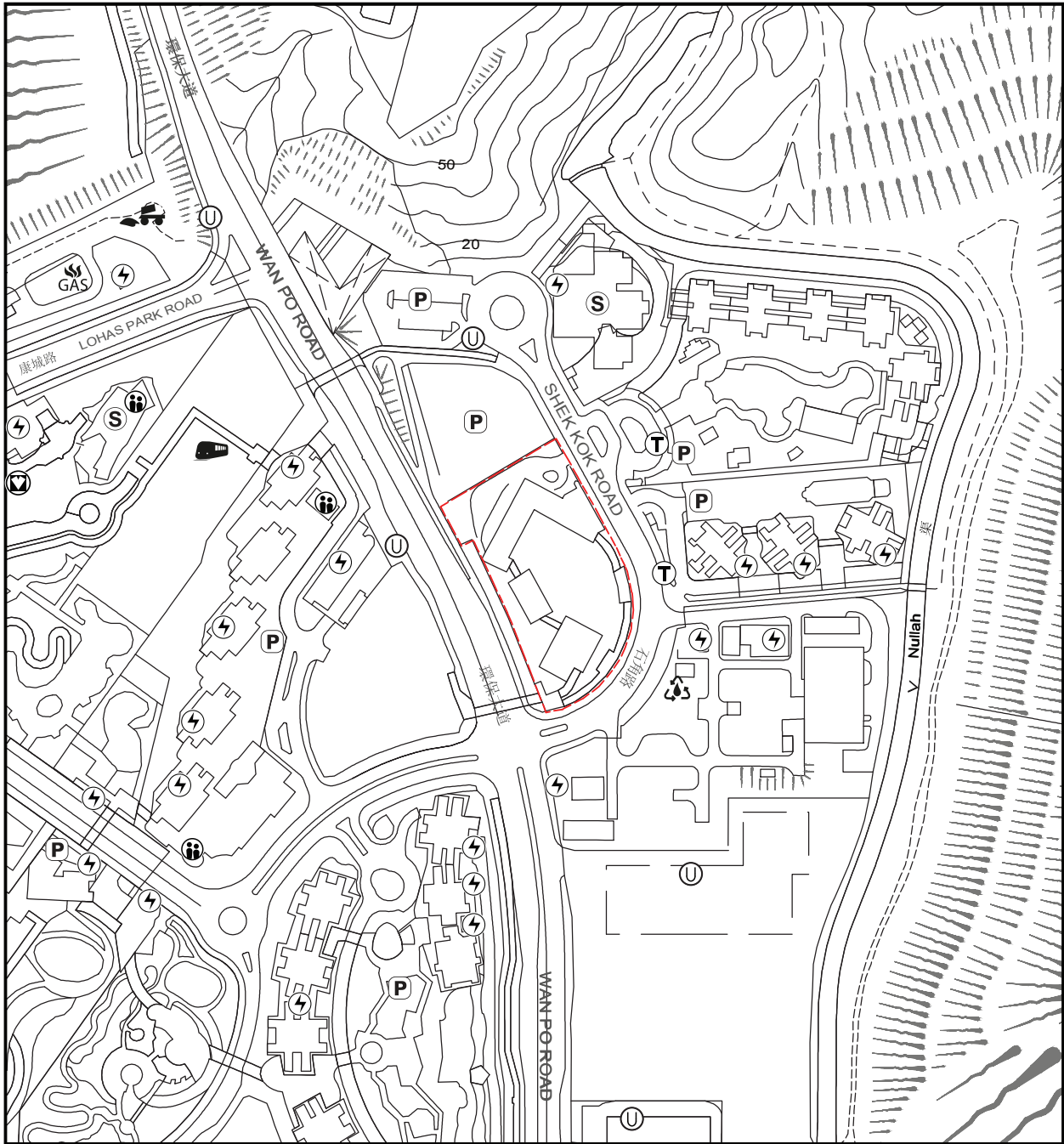
Country House Property Management Limited

根據已簽立的公契，獲委任為發展項目的管理人的人

康居物業管理有限公司

LOCATION PLAN OF THE DEVELOPMENT

發展項目的所在位置圖



Location of the Development
發展項目的位置

SCALE
比例 50 100 150 200 250M/米



The location plan is adopted from part of the Survey Sheet No. T12-NW-C and T12-SW-A from Survey and Mapping Office of Lands Department, with adjustments where necessary.

此所在位置圖乃參考地政總署測繪處的測繪圖編號T12-NW-C及T12-SW-A，經修正處理。

Notation 圖例

- | | |
|--|---|
| Public Transport Terminal
(including Rail Station)
公共交通總站 (包括鐵路車站) | Public Carpark
(including Lorry Park)
公眾停車場 (包括貨車停泊處) |
| Sewage Treatment Works and Facilities
污水處理廠及設施 | Public Utility Installation
公用事業設施裝置 |
| Power Plant
(including Electricity Sub-Stations)
發電廠 (包括電力分站) | Ventilation Shaft for the Mass Transit Railway
香港鐵路的通風井 |
| School (including Kindergarten)
學校 (包括幼稚園) | Railway Depot
鐵路車廠 |
| Social Welfare Facilities
(including Elderly Centre and Home for the Mentally Disabled)
社會福利設施
(包括老人中心及弱智人士護理院) | Landfills (including ex-landfills)
堆填區 (包括已停用的堆填區) |
| | Landfills Gas Flaring Plant
堆填區氣體燃燒廠 |

Remarks :


1. Due to technical reasons as a result of the irregular boundary of the Development, the Location Plan has shown more than the area required under the Residential Properties (First-hand Sales) Ordinance.
2. The Map is provided by the CSDI Portal and intellectual property rights are owned by the Government of the HKSAR.

備註：

1. 因發展項目的不規則界線引致的技術原因，所在位置圖所顯示的範圍多於《一手住宅物業銷售條例》所要求。
2. 地圖由空間數據共享平台提供，香港特別行政區政府為知識產權擁有人。

AERIAL PHOTOGRAPH OF THE DEVELOPMENT 發展項目的鳥瞰照片

Adopted from part of the aerial photograph taken by the Survey and Mapping Office of the Lands Department at a flying height of 2,000 feet, Photo No. E220773C, date of flight: 20 March 2024.
摘錄自地政總署測繪處在2,000呎的飛行高度拍攝之鳥瞰照片，照片編號E220773C，飛行日期：2024年3月20日。




This blank area falls outside the coverage of the relevant aerial photograph
鳥瞰照片並不覆蓋本空白範圍

● Location of the Development
發展項目的位置

Survey and Mapping Office, Lands Department, The Government of HKSAR © Copyright reserved - reproduction by permission only.
香港特別行政區政府地政總署測繪處 © 版權所有，未經許可，不得翻印。

Aerial Photograph is/are provided by the Hong Kong GeoData Store and intellectual property rights are owned by the Government of the HKSAR.
鳥瞰照片由香港地理數據站提供，香港特別行政區政府為知識產權擁有人。

Adopted from part of the aerial photograph taken by the Survey and Mapping Office of the Lands Department at a flying height of 2,000 feet, Photo No. E220775C, date of flight: 20 March 2024.
摘錄自地政總署測繪處在2,000呎的飛行高度拍攝之鳥瞰照片，照片編號E220775C，飛行日期：2024年3月20日。



This blank area falls outside the coverage of the relevant aerial photograph
鳥瞰照片並不覆蓋本空白範圍

● Location of the Development
發展項目的位置

Remark:
Due to technical reasons (such as the shape of the Development), the aerial photographs have shown more than the area required under the Residential Properties (First-hand Sales) Ordinance.

備註：
因技術原因（例如發展項目之形狀），鳥瞰照片所顯示的範圍多於《一手住宅物業銷售條例》的規定。

AERIAL PHOTOGRAPH OF THE DEVELOPMENT 發展項目的鳥瞰照片

Adopted from part of the aerial photograph taken by the Survey and Mapping Office of the Lands Department at a flying height of 6,000 feet, Photo No. E224733C, date of flight: 7 August 2024.
摘錄自地政總署測繪處在6,000呎的飛行高度拍攝之鳥瞰照片，照片編號E224733C，飛行日期：2024年8月7日。



● Location of the Development
發展項目的位置

Survey and Mapping Office, Lands Department, The Government of HKSAR © Copyright reserved – reproduction by permission only.
香港特別行政區政府地政總署測繪處 © 版權所有，未經許可，不得翻印。

Aerial Photograph is/are provided by the Hong Kong GeoData Store and intellectual property rights are owned by the Government of the HKSAR.
鳥瞰照片由香港地理數據站提供，香港特別行政區政府為知識產權擁有人。

Remark:

Due to technical reasons (such as the shape of the Development), the aerial photographs have shown more than the area required under the Residential Properties (First-hand Sales) Ordinance.

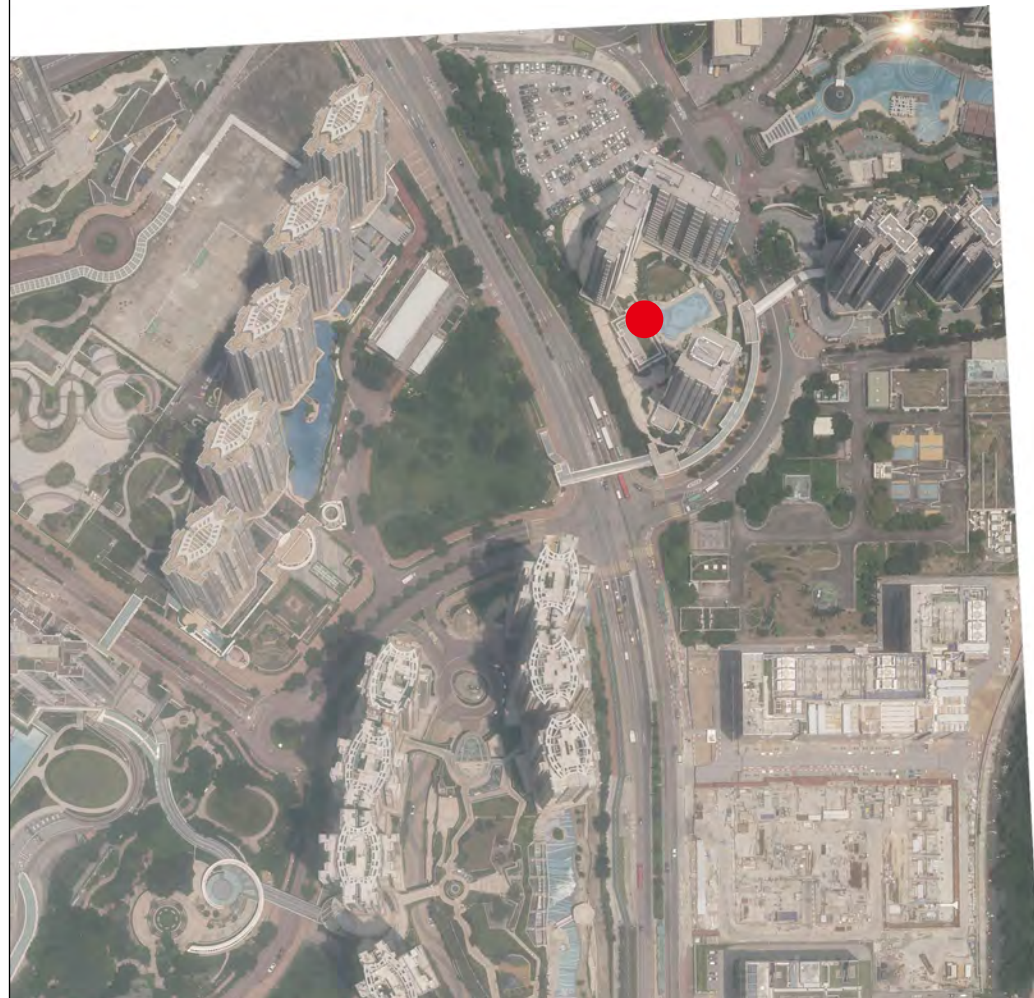
備註：

因技術原因(例如發展項目之形狀)，鳥瞰照片所顯示的範圍多於《一手住宅物業銷售條例》的規定。

AERIAL PHOTOGRAPH OF THE DEVELOPMENT 發展項目的鳥瞰照片

Adopted from part of the aerial photograph taken by the Survey and Mapping Office of the Lands Department at a flying height of 6,000 feet, Photo No. E224734C, date of flight: 7 August 2024.
摘錄自地政總署測繪處在6,000呎的飛行高度拍攝之鳥瞰照片，照片編號E224734C，飛行日期：2024年8月7日。

This blank area
falls outside the
coverage of the
relevant aerial
photograph
鳥瞰照片並不覆
蓋本空白範圍



● Location of the Development
發展項目的位置

Survey and Mapping Office, Lands Department, The Government of HKSAR © Copyright reserved - reproduction by permission only.
香港特別行政區政府地政總署測繪處 © 版權所有，未經許可，不得翻印。

Aerial Photograph is/are provided by the Hong Kong GeoData Store and intellectual property rights are owned by the Government of the HKSAR.
鳥瞰照片由香港地理數據站提供，香港特別行政區政府為知識產權擁有人。

Remark:

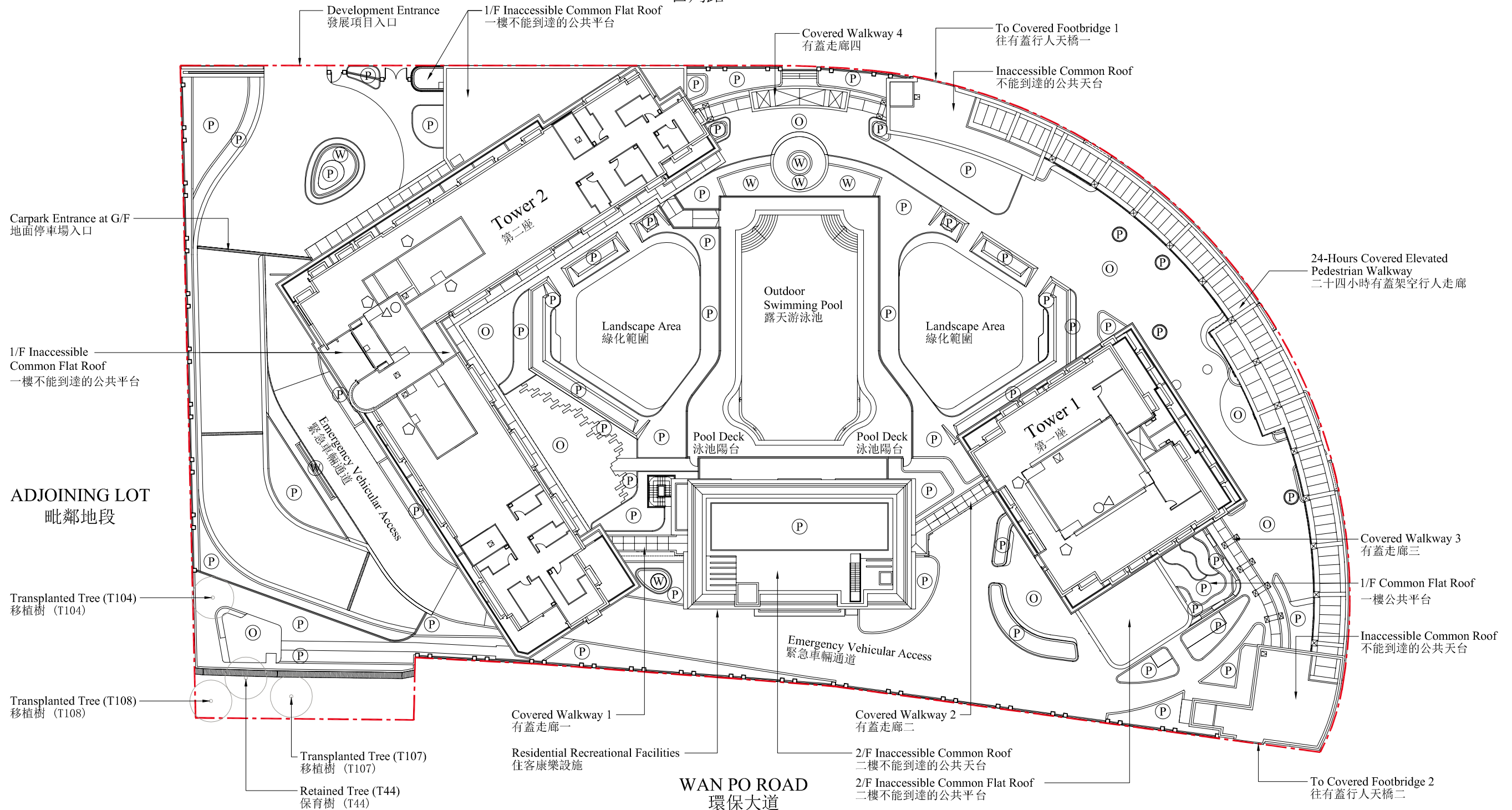
Due to technical reasons (such as the shape of the Development), the aerial photographs have shown more than the area required under the Residential Properties (First-hand Sales) Ordinance.

備註：

因技術原因(例如發展項目之形狀)，鳥瞰照片所顯示的範圍多於《一手住宅物業銷售條例》的規定。

LAYOUT PLAN OF THE DEVELOPMENT 發展項目的布局圖

SHEK KOK ROAD
石角路



LEGEND 圖例：

--- Boundary Line of the Development
發展項目的界線

○ Lightning Rod at Top Roof Floor
避雷針於頂層天台

◇ Mobile Phone Antennae at Top Roof Floor
電話天線於頂層天台

△ Communal Aerial Broadcast Distribution System at Top Roof Floor
公共天線分布系統於頂層天台

Ⓟ Planter 花槽

Ⓜ Water Feature 人工水景

Ⓞ Open Space 休憩用地



SCALE
比例 0 5 10 15 20M/米

FLOOR PLANS OF RESIDENTIAL PROPERTIES IN THE DEVELOPMENT

發展項目的住宅物業的樓面平面圖

Legend for floor plans of residential properties in the Development 發展項目的住宅物業的樓面平面圖圖例

A.D.	= AIR DUCT	= 風槽	INACCESSIBLE COMMON FLAT ROOF	= INACCESSIBLE COMMON FLAT ROOF	= 不能到達的公共平台
A.BAL.	= APPLIED ACOUSTIC BALCONY (BAFFLE TYPE) (SLIDING DOOR WITH SLIDING PANEL BEHIND)	= 減音露台 (擋音式) (背面裝設滑動嵌板的趟門)	INACCESSIBLE COMMON FLAT ROOF (FOR MAINTENANCE ONLY)	= INACCESSIBLE COMMON FLAT ROOF (FOR MAINTENANCE ONLY)	= 不能到達的公共平台 (僅供維修時使用)
A.BAL. W/ MPA	= APPLIED ACOUSTIC BALCONY (BAFFLE TYPE) WITH MICRO-PERFORATED ABSORBER (SLIDING DOOR WITH SLIDING PANEL BEHIND)	= 減音露台 (擋音式) 連微穿孔吸聲板 (背面裝設滑動嵌板的趟門)	KIT.	= KITCHEN	= 廚房
A.W.	= APPLIED ACOUSTIC WINDOW (BAFFLE TYPE) (WINDOW WITH SLIDING PANEL BEHIND)	= 減音窗 (擋音式) (背面裝設滑動嵌板的窗)	LIFT	= LIFT	= 升降機
ALUM. ARCH. FEATURE	= ALUMINIUM ARCHITECTURAL FEATURE	= 鋁質建築裝飾	LIFT LOBBY	= LIFT LOBBY	= 升降機大堂
ALUM. ARCH. FEATURE AT H/L	= ALUMINIUM ARCHITECTURAL FEATURE AT HIGH LEVEL	= 位於高位的鋁質建築裝飾	LIFT MACHINE ROOM	= LIFT MACHINE ROOM	= 升降機機房
BA.	= BATHROOM	= 浴室	LIFT SHAFT	= LIFT SHAFT	= 升降機槽
BAL.	= BALCONY	= 露台	LIGHT WELL	= LIGHT WELL	= 天井
BAL. ABOVE	= BALCONY ABOVE	= 露台置上	LIV.	= LIVING ROOM	= 客廳
BR.1	= BEDROOM 1	= 睡房 1	M.BA.	= MASTER BATHROOM	= 主人浴室
BR.2	= BEDROOM 2	= 睡房 2	M.BR.	= MASTER BEDROOM	= 主人睡房
BR.3	= BEDROOM 3	= 睡房 3	OPEN KIT.	= OPEN KITCHEN	= 開放式廚房
C.D.	= CABLE DUCT	= 電線槽	P.D.	= PIPE DUCT	= 管道槽
COMMON FLAT ROOF	= COMMON FLAT ROOF	= 公共平台	POTABLE WATER TANK & PUMP ROOM	= POTABLE WATER TANK & PUMP ROOM	= 飲用水缸及泵房
COMMON ROOF	= COMMON ROOF	= 公共天台	PRIVATE FLAT ROOF	= PRIVATE FLAT ROOF	= 私人平台
COVERED WALKWAY 1	= COVERED WALKWAY 1	= 有蓋走廊一	R.C. ARCH. FEATURE	= REINFORCED CONCRETE ARCHITECTURAL FEATURE	= 鋼筋混凝土建築裝飾
COVERED WALKWAY 4	= COVERED WALKWAY 4	= 有蓋走廊四	R.C. COVER	= REINFORCED CONCRETE COVER	= 鋼筋混凝土上蓋
DIN.	= DINING ROOM	= 飯廳	R.C. CHAMBER	= REINFORCED CONCRETE CHAMBER	= 鋼筋混凝土罩室
DN.	= DOWN	= 落	R.C. PARAPET WALL	= REINFORCED CONCRETE PARAPET WALL	= 鋼筋混凝土護牆
ELV.	= EXTRA-LOW VOLTAGE CABINET	= 弱電櫃	R.C. PLINTH FOR A/C	= REINFORCED CONCRETE PLINTH FOR AIR-CONDITIONER OUTDOOR UNIT	= 鋼筋混凝土冷氣機台
E.L.V. ROOM	= EXTRA-LOW VOLTAGE ROOM	= 弱電房	R.S. & M.R.R.	= REFUSE STORAGE AND MATERIAL RECOVERY ROOM	= 垃圾及物料回收室
E.M.R.	= ELECTRICAL METER ROOM	= 電錶房	ROOF	= ROOF	= 天台
ELC.	= ELECTRICAL CABINET	= 電掣櫃	REFUGE ROOF	= REFUGE ROOF	= 天台庇護層
F.W.	= FIXED GLAZING (WITH OR WITHOUT MAINTENANCE WINDOW)	= 固定窗戶 (連或不連維修窗)	S.C.D.	= DOOR WITH SELF-CLOSING MECHANISM (NOT FOR VENTILATION)	= 不作通風用途的自動關閉式門
FAN RM.	= FAN ROOM	= 風機房	ST.	= STORE ROOM	= 儲物房
FLUSHING WATER PUMP ROOM	= FLUSHING WATER PUMP ROOM	= 沖廁水泵房	U.P.	= UTILITY PLATFORM	= 工作平台
FLUSHING WATER TANK & PUMP ROOM	= FLUSHING WATER TANK & PUMP ROOM	= 沖廁水缸及泵房	UP	= UP	= 上
H.R.	= HOSE REEL	= 消防喉轆	U.R.	= UTILITY ROOM	= 工作間
			W.M.C.	= WATER METER CABINET	= 水錶櫃

Remarks applicable to the floor plans in this section:

- There are architectural features, metal grilles and/or exposed pipes on the external walls of some of the floors. For details, please refer to the latest approved building plans and/or approved drainage plans and/or other relevant plans.
- Common pipes exposed and/or enclosed in cladding are located at/adjacent to the balcony and/or utility platform and/or flat roof and/or air-conditioner platform and/or external wall of some residential properties. For details, please refer to the latest approved building plans and/or approved drainage plans and/or other relevant plans.
- There are sunken slabs for mechanical and electrical services and/or false ceiling/bulkheads for the air-conditioning fittings and/or mechanical and electrical services at some residential properties.
- There may be exposed pipes installed in some stores, utility rooms and bathrooms.
- There may be pipes enclosed by the fittings and finishes in some residential properties. For details, please refer to the latest approved drainage plans and/or other relevant plans.
- Balconies and utility platforms are non-enclosed areas.
- The ceiling height of some residential properties may vary due to structural, architectural and /or decoration design variations.
- Symbols of fittings and fitments such as bath tub, sink, water closet, shower, sink counter, etc. in the floor plans are prepared based on the latest approved building plans and are for general indication only.

適用於本節之樓面平面圖之備註：

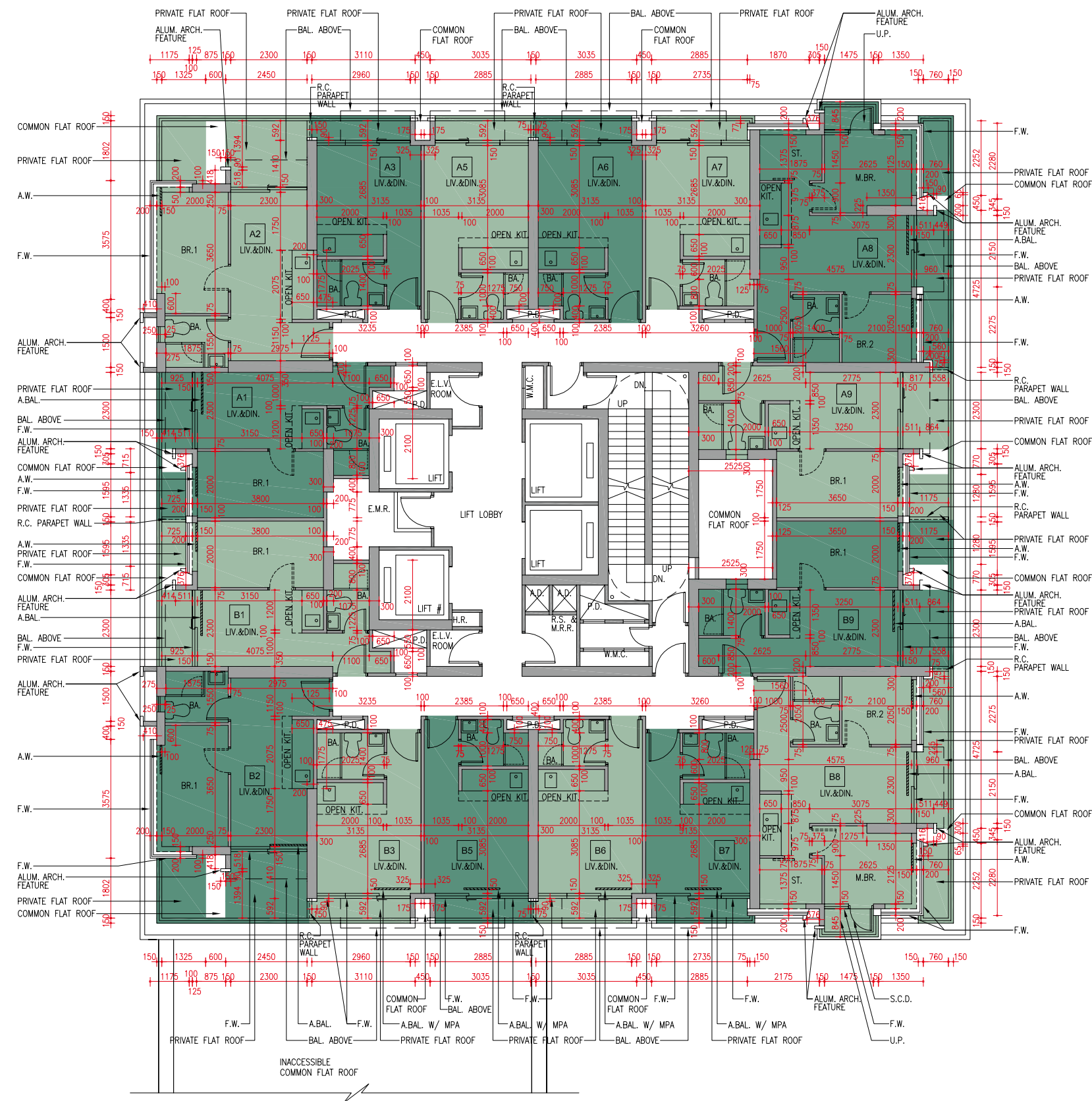
- 部分樓層外牆範圍設有建築裝飾、金屬格柵及/或外露喉管，詳細資料請參考最新經批准的建築圖則及/或經批准的排水設施圖則及/或其他相關圖則。
- 部分住宅物業的露台及/或工作平台及/或平台及/或空調機平台及/或外牆上/附近設有外露及/或外牆覆蓋板內藏之公用喉管，詳細資料請參考最新經批准的建築圖則及/或經批准的排水設施圖則及/或其他相關圖則。
- 部分住宅物業有用以安裝機電設備的跌級樓板及/或以裝置空調設備及/或其他機電設備的假天花/裝飾橫樑。
- 部分儲物房、工作間及浴室內可能裝有外露喉管。
- 部分住宅物業於裝置及裝修物料內可能設有喉管。詳細資料請參考經批准的排水設施圖則及其他相關圖則。
- 露台及工作平台為不可封閉的地方。
- 部分住宅物業之天花高度將會因應結構、建築設計及/或裝修設計上的需要有所差異。
- 樓面平面圖上所顯示的裝置符號，如浴缸、洗滌盆、坐廁、花灑、洗滌盆櫃等乃按最新的經批准的建築圖則繪製，只作一般示意用途。

FLOOR PLANS OF RESIDENTIAL PROPERTIES IN THE DEVELOPMENT

發展項目的住宅物業的樓面平面圖

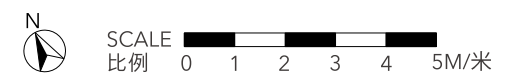
Tower 1
第1座

2/F
2樓



Designated exclusive lift to Residential Recreational Facilities with only 2 landing buttons for upward and downward landing access between the G/F and 1/F (i.e. with no upward landing access to Tower 1 2/F - 38/F). Downward Lift call services by residents from Tower 1 2/F - 38/F is available with landing access restricted to Residential Recreational Facilities G/F and 1/F only.

指定專屬予住宅康樂設施之升降機，僅設兩個層站按鈕供地下與1樓間上落停靠出入（即不可上升至第1座2樓至38樓停靠出入）。設召喚升降機下行服務予第1座2樓至38樓住客，停靠出入層僅限地下和1樓住宅康樂設施。



FLOOR PLANS OF RESIDENTIAL PROPERTIES IN THE DEVELOPMENT
發展項目的住宅物業的樓面平面圖

Tower 1 第1座

Tower 座數	Floor 樓層	Flat 單位	Thickness of the floor slabs (excluding plaster) of each residential property (mm) 每個住宅物業的樓 板 (不包括灰泥) 的厚度 (毫米)	Floor-to-floor height (refers to the height between the top surface of the structural slab of a floor and the top surface of the structural slab of its immediate upper floor) of each residential property (mm) 每個住宅物業的層與層之間的高度 (指該樓層 之石屎地台面與上一層石屎地台面之高度距離) (毫米)
Tower 1 第1座	2/F 2樓	A1	150	3500, 3500 [□] , 3650 [□] , 3925 [□] , 4000 [□]
		A2	150, 225	3150, 3500, 3500 [□] , 3650 [□] , 3925 [□] , 4000 [□]
		A3	150	3100, 3250, 3500, 3500 [□] , 3650 [□] , 3750 [□] , 3925 [□] , 4000 [□]
		A5	150	3000, 3100, 3250, 3500, 3500 [□] , 3650 [□] , 3750 [□] , 3925 [□] , 4000 [□]
		A6	150	3000, 3100, 3250, 3500, 3500 [□] , 3650 [□] , 3750 [□] , 3925 [□] , 4000 [□]
		A7	150	3100, 3250, 3500, 3500 [□] , 3650 [□] , 3750 [□] , 3925 [□] , 4000 [□]
		A8	150	3500, 3500 [□] , 3650 [□] , 3750 [□] , 3925 [□] , 4000 [□]
		A9	150	3500, 3500 [□] , 3925 [□] , 4000 [□]

Tower 座數	Floor 樓層	Flat 單位	Thickness of the floor slabs (excluding plaster) of each residential property (mm) 每個住宅物業的樓 板 (不包括灰泥) 的厚度 (毫米)	Floor-to-floor height (refers to the height between the top surface of the structural slab of a floor and the top surface of the structural slab of its immediate upper floor) of each residential property (mm) 每個住宅物業的層與層之間的高度 (指該樓層 之石屎地台面與上一層石屎地台面之高度距離) (毫米)
Tower 1 第1座	2/F 2樓	B1	150	3500, 3500 [□] , 3650 [□] , 3925 [□] , 4000 [□]
		B2	150, 225	3150, 3500, 3500 [□] , 3650 [□] , 3925 [□] , 4000 [□]
		B3	150	3100, 3250, 3500, 3500 [□] , 3650 [□] , 3750 [□] , 3925 [□] , 4000 [□]
		B5	150	3000, 3100, 3250, 3500, 3500 [□] , 3650 [□] , 3750 [□] , 3925 [□] , 4000 [□]
		B6	150	3000, 3100, 3250, 3500, 3500 [□] , 3650 [□] , 3750 [□] , 3925 [□] , 4000 [□]
		B7	150	3100, 3250, 3500, 3500 [□] , 3650 [□] , 3750 [□] , 3925 [□] , 4000 [□]
		B8	150	3500, 3500 [□] , 3650 [□] , 3750 [□] , 3925 [□] , 4000 [□]
		B9	150	3500, 3500 [□] , 3925 [□] , 4000 [□]

□ Inclusive of the sunken depth of the sunken slab on the floor of this floor (500mm) 包括本層地台跌級樓板之跌級深度 (500 毫米)

The internal areas of the residential properties on the upper floors will generally be slightly larger than those on the lower floors because of the reducing thickness of the structural walls on the upper floors (Note: This statement as required under section 10(2)(e) of Part 1 of Schedule 1 to the Residential Properties (First-hand Sales) Ordinance is not applicable to the Development).
因住宅物業的較高樓層的結構牆的厚度遞減，較高樓層的內部面積，一般比較低樓層的內部面積稍大 (備註：此根據《一手住宅物業銷售條例》附表1第1部第10(2)(e)條規定之陳述並不適用於本發展項目)。

Remarks :
1. The dimensions in the floor plans are all structural dimensions in millimetre and rounded off to the nearest integer.
2. Please refer to the first page of this section for legend of the terms and abbreviations shown in the floor plan.

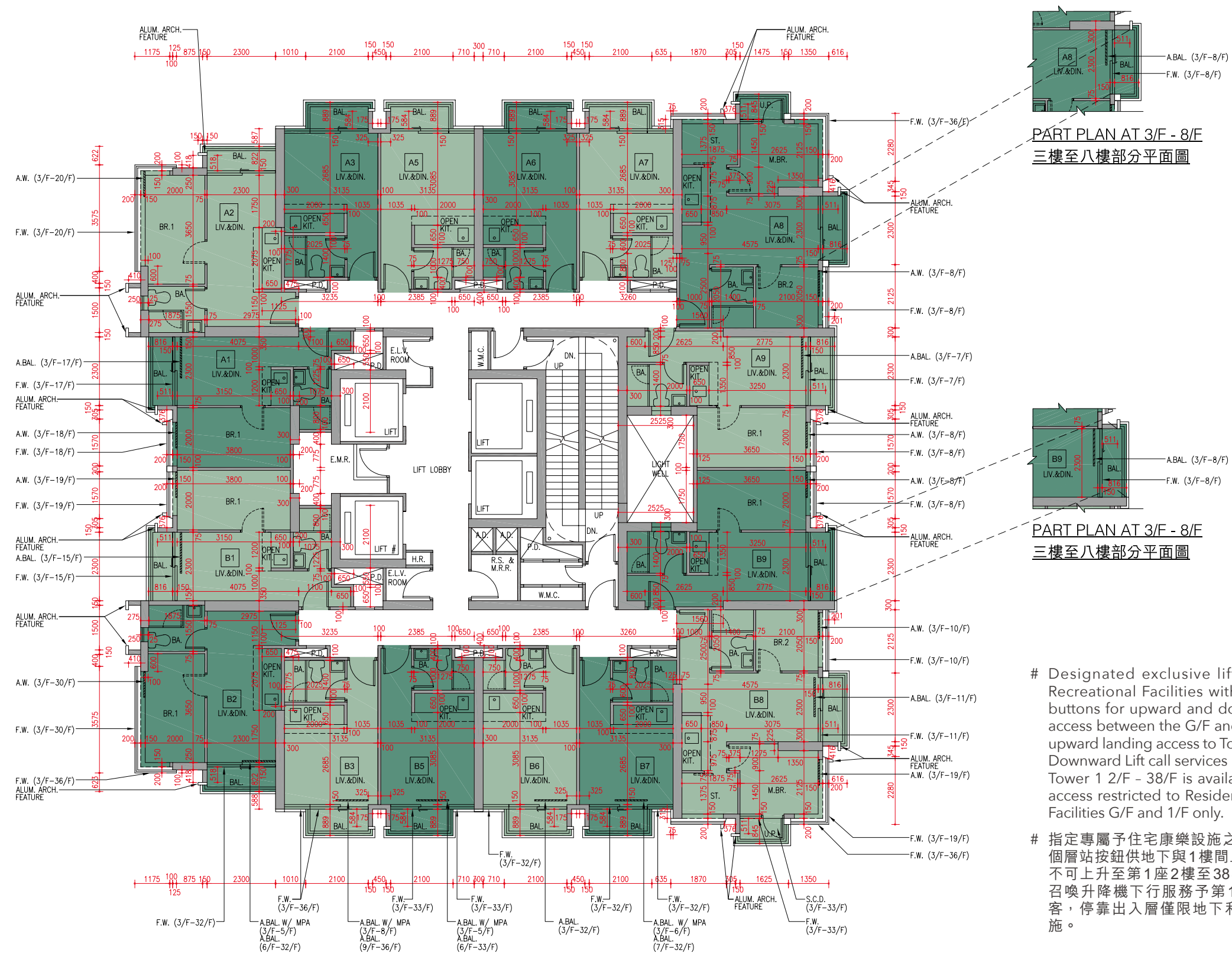
備註：
1. 樓面平面圖之尺規所列數字為以毫米標示之建築結構尺寸，並以四捨五入至整數。
2. 平面圖中顯示之名詞及簡稱之圖例請參閱本節之首頁。

FLOOR PLANS OF RESIDENTIAL PROPERTIES IN THE DEVELOPMENT

發展項目的住宅物業的樓面平面圖

Tower 1
第1座

3/F, 5/F - 12/F, 15/F - 23/F, 25/F - 33/F and 35/F - 36/F (4/F, 13/F, 14/F, 24/F and 34/F are omitted)
3樓、5樓至12樓、15樓至23樓、25樓至33樓及35樓至36樓（不設4樓、13樓、14樓、24樓及34樓）



Designated exclusive lift to Residential Recreational Facilities with only 2 landing buttons for upward and downward landing access between the G/F and 1/F (i.e. with no upward landing access to Tower 1 2/F - 38/F). Downward Lift call services by residents from Tower 1 2/F - 38/F is available with landing access restricted to Residential Recreational Facilities G/F and 1/F only.

指定專屬予住宅康樂設施之升降機，僅設兩個層站按鈕供地下與1樓間上落停靠出入（即不可上升至第1座2樓至38樓停靠出入）。設召喚升降機下行服務予第1座2樓至38樓住客，停靠出入層僅限地下和1樓住宅康樂設施。

N
SCALE
比例 0 1 2 3 4 5M/米

FLOOR PLANS OF RESIDENTIAL PROPERTIES IN THE DEVELOPMENT
發展項目的住宅物業的樓面平面圖

Tower 1 第1座

Tower 座數	Floor 樓層	Flat 單位	Thickness of the floor slabs (excluding plaster) of each residential property (mm) 每個住宅物業的樓 板 (不包括灰泥) 的 厚度 (毫米)	Floor-to-floor height (refers to the height between the top surface of the structural slab of a floor and the top surface of the structural slab of its immediate upper floor) of each residential property (mm) 每個住宅物業的層與層之間的高度 (指該樓層 之石屎地台面與上一層石屎地台面之高度距離) (毫米)
Tower 1 第1座	3/F, 5/F - 12/F, 15/F - 23/F, 25/F - 33/F and 35/F (4/F, 13/F, 14/F, 24/F and 34/F are omitted) 3樓、5樓至 12樓、15樓至 23樓、25樓至 33樓及35樓 (不設4樓、 13樓、14樓、 24樓及34樓)	A1	150	3475, 3475 [◇] , 3475 [☆] , 3475 [□]
		A2	150, 225	3475, 3475 [◇] , 3475 [☆] , 3475 [□]
		A3	150	3475, 3475 [◇] , 3475 [◎] , 3475 [☆] , 3475 [△] , 3475 [□]
		A5	150	3475, 3475 [◇] , 3475 [◎] , 3475 [☆] , 3475 [△] , 3475 [□]
		A6	150	3475, 3475 [◇] , 3475 [◎] , 3475 [☆] , 3475 [△] , 3475 [□]
		A7	150	3475, 3475 [◇] , 3475 [◎] , 3475 [☆] , 3475 [△] , 3475 [□]
		A8	150	3475, 3475 [◇] , 3475 [◎] , 3475 [☆] , 3475 [□]
		A9	150	3475, 3475 [◇] , 3475 [□]
		B1	150	3475, 3475 [◇] , 3475 [☆] , 3475 [□]
		B2	150, 225	3475, 3475 [◇] , 3475 [☆] , 3475 [□]
		B3	150	3475, 3475 [◇] , 3475 [◎] , 3475 [☆] , 3475 [△] , 3475 [□]
		B5	150	3475, 3475 [◇] , 3475 [◎] , 3475 [☆] , 3475 [△] , 3475 [□]
		B6	150	3475, 3475 [◇] , 3475 [◎] , 3475 [☆] , 3475 [△] , 3475 [□]
		B7	150	3475, 3475 [◇] , 3475 [◎] , 3475 [☆] , 3475 [△] , 3475 [□]
		B8	150	3475, 3475 [◇] , 3475 [◎] , 3475 [☆] , 3475 [□]
		B9	150	3475, 3475 [◇] , 3475 [□]

◇ Inclusive of the sunken depth of the sunken slab on the floor of this floor (75mm) 包括本層地台跌級樓板之跌級深度 (75 毫米)
◎ Inclusive of the sunken depth of the sunken slab on the floor of this floor (250mm) 包括本層地台跌級樓板之跌級深度 (250 毫米)
☆ Inclusive of the sunken depth of the sunken slab on the floor of this floor (350mm) 包括本層地台跌級樓板之跌級深度 (350 毫米)
△ Inclusive of the sunken depth of the sunken slab on the floor of this floor (400mm) 包括本層地台跌級樓板之跌級深度 (400 毫米)
□ Inclusive of the sunken depth of the sunken slab on the floor of this floor (500mm) 包括本層地台跌級樓板之跌級深度 (500 毫米)

The internal areas of the residential properties on the upper floors will generally be slightly larger than those on the lower floors because of the reducing thickness of the structural walls on the upper floors (Note: This statement as required under section 10(2)(e) of Part 1 of Schedule 1 to the Residential Properties (First-hand Sales) Ordinance is not applicable to the Development).
因住宅物業的較高樓層的結構牆的厚度遞減，較高樓層的內部面積，一般比較低樓層的內部面積稍大(備註：此根據《一手住宅物業銷售條例》附表1第1部第10(2)(e)條規定之陳述並不適用於本發展項目)。

Remarks :

- The dimensions in the floor plans are all structural dimensions in millimetre and rounded off to the nearest integer.
- Please refer to the first page of this section for legend of the terms and abbreviations shown in the floor plan.

Tower 座數	Floor 樓層	Flat 單位	Thickness of the floor slabs (excluding plaster) of each residential property (mm) 每個住宅物業的樓 板 (不包括灰泥) 的 厚度 (毫米)	Floor-to-floor height (refers to the height between the top surface of the structural slab of a floor and the top surface of the structural slab of its immediate upper floor) of each residential property (mm) 每個住宅物業的層與層之間的高度 (指該樓層 之石屎地台面與上一層石屎地台面之高度距離) (毫米)
Tower 1 第1座	36/F 36樓	A1	150	3500, 3500 [◇] , 3500 [☆] , 3500 [□]
		A2	150, 225	3500, 3500 [◇] , 3500 [☆] , 3500 [□]
		A3	150	3500, 3500 [◇] , 3500 [◎] , 3500 [☆] , 3500 [△] , 3500 [□]
		A5	150	3500, 3500 [◇] , 3500 [◎] , 3500 [☆] , 3500 [△] , 3500 [□]
		A6	150, 225	3000, 3075 [◇] , 3150, 3350 [☆] , 3425, 3500, 3575 [◇] , 3750 [◎] , 3775 [☆] , 3850 [☆] 3900 [△] , 3925 [□] , 4000 [□]
		A7	150, 225	3500, 3575 [◇] , 3750 [◎] , 3850 [☆] , 3900 [△] , 4000 [□]
		A8	150	3500, 3575 [◇] , 3750 [◎] , 3850 [☆] , 4000 [□]
		A9	150	3000, 3075 [◇] , 3150, 3500, 3500 [□] , 3575 [◇] , 4000 [□]
		B1	150	3500, 3500 [◇] , 3500 [☆] , 3500 [□]
		B2	150, 225	3500, 3500 [◇] , 3500 [☆] , 3500 [□]
		B3	150	3500, 3500 [◇] , 3500 [◎] , 3500 [☆] , 3500 [△] , 3500 [□]
		B5	150	3500, 3500 [◇] , 3500 [◎] , 3500 [☆] , 3500 [△] , 3500 [□]
		B6	150, 225	3000, 3075 [◇] , 3150, 3350 [☆] , 3425, 3500, 3575 [◇] , 3750 [◎] , 3775 [☆] , 3850 [☆] 3900 [△] , 3925 [□] , 4000 [□]
		B7	150, 225	3500, 3575 [◇] , 3750 [◎] , 3850 [☆] , 3900 [△] , 4000 [□]
		B8	150	3500, 3575 [◇] , 3750 [◎] , 3850 [☆] , 4000 [□]
		B9	150	3000, 3075 [◇] , 3150, 3500, 3500 [□] , 3575 [◇] , 4000 [□]

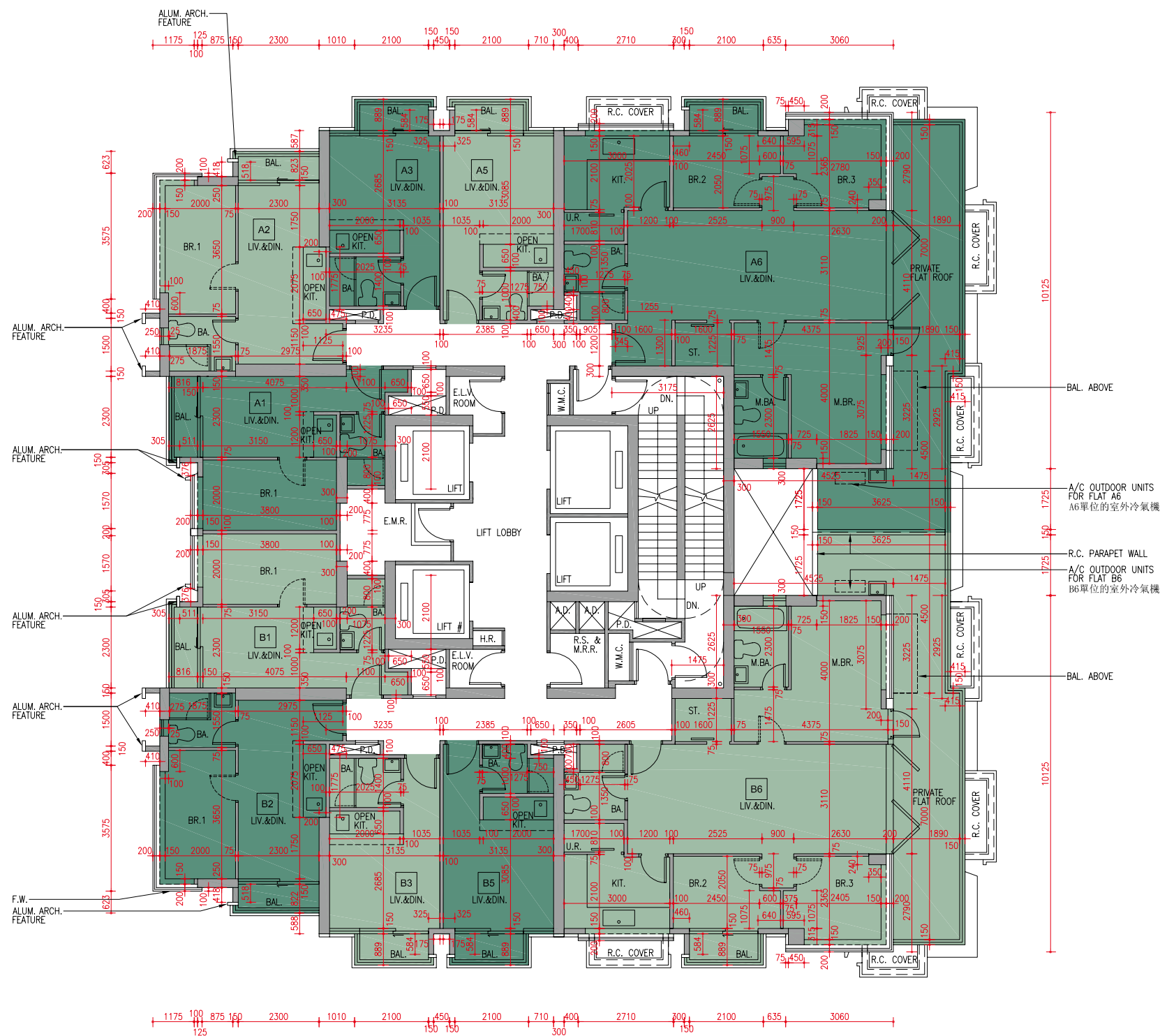
備註：

- 樓面平面圖之尺規所列數字為以毫米標示之建築結構尺寸，並以四捨五入至整數。
- 平面圖中顯示之名詞及簡稱之圖例請參閱本節之首頁。

FLOOR PLANS OF RESIDENTIAL PROPERTIES IN THE DEVELOPMENT
發展項目的住宅物業的樓面平面圖

Tower 1
第1座

37/F
37樓



- # Designated exclusive lift to Residential Recreational Facilities with only 2 landing buttons for upward and downward landing access between the G/F and 1/F (i.e. with no upward landing access to Tower 1 2/F - 38/F). Downward Lift call services by residents from Tower 1 2/F - 38/F is available with landing access restricted to Residential Recreational Facilities G/F and 1/F only.
- # 指定專屬予住宅康樂設施之升降機，僅設兩個層站按鈕供地下與1樓間上落停靠出入（即不可上升至第1座2樓至38樓停靠出入）。設召喚升降機下行服務予第1座2樓至38樓住客，停靠出入層僅限地下和1樓住宅康樂設施。

FLOOR PLANS OF RESIDENTIAL PROPERTIES IN THE DEVELOPMENT
發展項目的住宅物業的樓面平面圖

Tower 1 第1座

Tower 座數	Floor 樓層	Flat 單位	Thickness of the floor slabs (excluding plaster) of each residential property (mm) 每個住宅物業的樓 板 (不包括灰泥) 的厚度 (毫米)	Floor-to-floor height (refers to the height between the top surface of the structural slab of a floor and the top surface of the structural slab of its immediate upper floor) of each residential property (mm) 每個住宅物業的層與層之間的高度 (指該樓層 之石屎地台面與上一層石屎地台面之高度距離) (毫米)
Tower 1 第1座	37/F 37樓	A1	150	3500, 3500 [◇] , 3500 [☆] , 3500 [□]
		A2	150, 225	3500, 3500 [◇] , 3500 [☆] , 3500 [□]
		A3	150	3500, 3500 [◇] , 3500 [◎] , 3500 [☆] , 3500 [△] , 3500 [□]
		A5	150	3500, 3500 [◇] , 3500 [◎] , 3500 [☆] , 3500 [△] , 3500 [□]
		A6	150, 225	3150, 3500, 3500 [◇] , 3500 [☆] , 3850 [☆] , 3500 [□]

Tower 座數	Floor 樓層	Flat 單位	Thickness of the floor slabs (excluding plaster) of each residential property (mm) 每個住宅物業的樓 板 (不包括灰泥) 的厚度 (毫米)	Floor-to-floor height (refers to the height between the top surface of the structural slab of a floor and the top surface of the structural slab of its immediate upper floor) of each residential property (mm) 每個住宅物業的層與層之間的高度 (指該樓層 之石屎地台面與上一層石屎地台面之高度距離) (毫米)
Tower 1 第1座	37/F 37樓	B1	150	3500, 3500 [◇] , 3500 [☆] , 3500 [□]
		B2	150, 225	3500, 3500 [◇] , 3500 [☆] , 3500 [□]
		B3	150	3500, 3500 [◇] , 3500 [◎] , 3500 [☆] , 3500 [△] , 3500 [□]
		B5	150	3500, 3500 [◇] , 3500 [◎] , 3500 [☆] , 3500 [△] , 3500 [□]
		B6	150	3150, 3500, 3500 [◇] , 3500 [☆] , 3850 [☆] , 3500 [□]

◇ Inclusive of the sunken depth of the sunken slab on the floor of this floor (75mm) 包括本層地台跌級樓板之跌級深度 (75 毫米)
◎ Inclusive of the sunken depth of the sunken slab on the floor of this floor (250mm) 包括本層地台跌級樓板之跌級深度 (250 毫米)
☆ Inclusive of the sunken depth of the sunken slab on the floor of this floor (350mm) 包括本層地台跌級樓板之跌級深度 (350 毫米)
△ Inclusive of the sunken depth of the sunken slab on the floor of this floor (400mm) 包括本層地台跌級樓板之跌級深度 (400 毫米)
□ Inclusive of the sunken depth of the sunken slab on the floor of this floor (500mm) 包括本層地台跌級樓板之跌級深度 (500 毫米)

The internal areas of the residential properties on the upper floors will generally be slightly larger than those on the lower floors because of the reducing thickness of the structural walls on the upper floors (Note: This statement as required under section 10(2)(e) of Part 1 of Schedule 1 to the Residential Properties (First-hand Sales) Ordinance is not applicable to the Development).
因住宅物業的較高樓層的結構牆的厚度遞減，較高樓層的內部面積，一般比較低樓層的內部面積稍大 (備註：此根據《一手住宅物業銷售條例》附表1第1部第10(2)(e)條規定之陳述並不適用於本發展項目)。

Remarks :
1. The dimensions in the floor plans are all structural dimensions in millimetre and rounded off to the nearest integer.
2. Please refer to the first page of this section for legend of the terms and abbreviations shown in the floor plan.

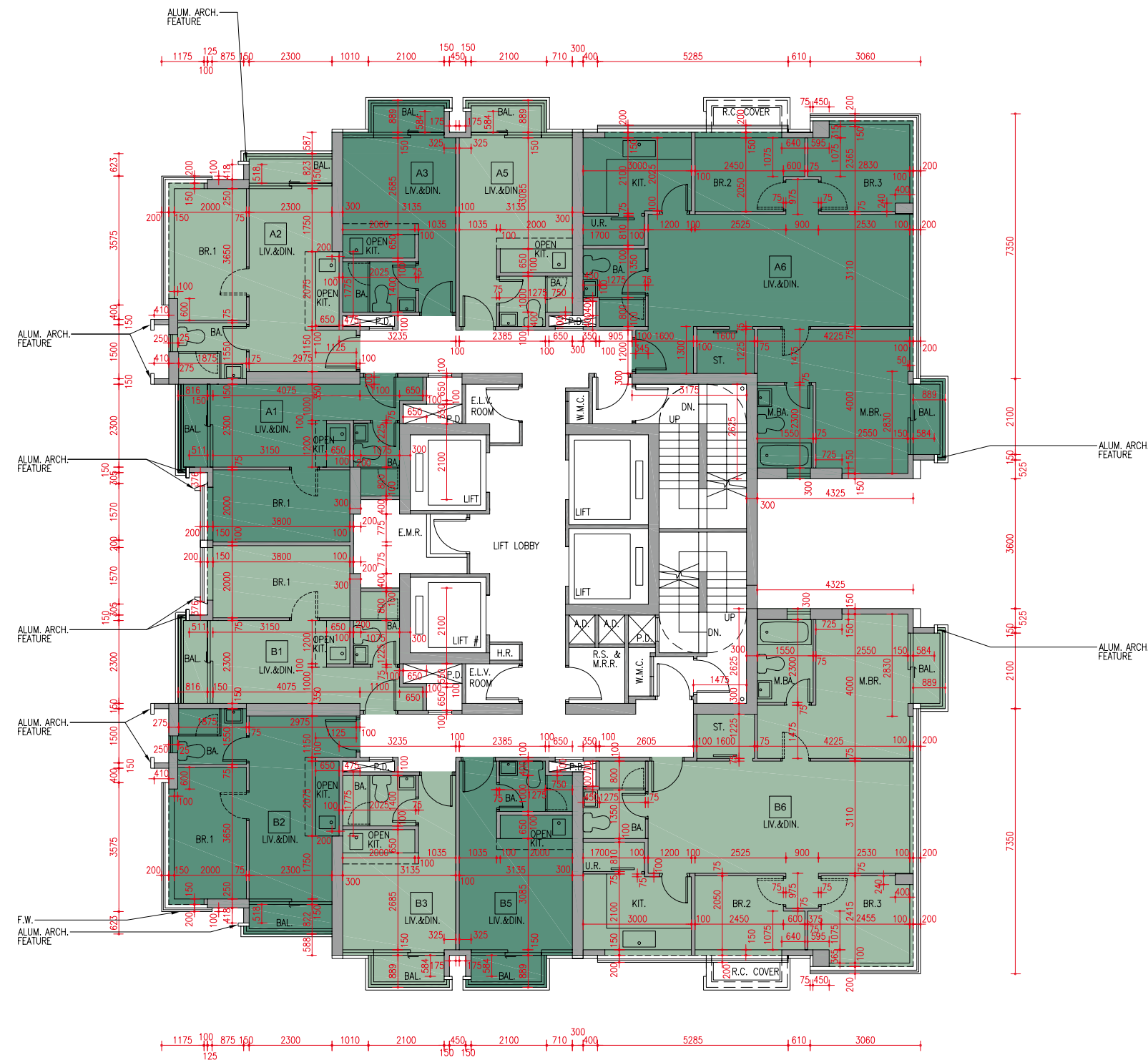
備註：
1. 樓面平面圖之尺規所列數字為以毫米標示之建築結構尺寸，並以四捨五入至整數。
2. 平面圖中顯示之名詞及簡稱之圖例請參閱本節之首頁。

FLOOR PLANS OF RESIDENTIAL PROPERTIES IN THE DEVELOPMENT

發展項目的住宅物業的樓面平面圖

Tower 1
第1座

38/F
38樓



Designated exclusive lift to Residential Recreational Facilities with only 2 landing buttons for upward and downward landing access between the G/F and 1/F (i.e. with no upward landing access to Tower 1 2/F - 38/F). Downward Lift call services by residents from Tower 1 2/F - 38/F is available with landing access restricted to Residential Recreational Facilities G/F and 1/F only.

指定專屬予住宅康樂設施之升降機，僅設兩個層站按鈕供地下與1樓間上落停靠出入（即不可上升至第1座2樓至38樓停靠出入）。設召喚升降機下行服務予第1座2樓至38樓住客，停靠出入層僅限地下和1樓住宅康樂設施。



SCALE
比例 0 1 2 3 4 5M/米

FLOOR PLANS OF RESIDENTIAL PROPERTIES IN THE DEVELOPMENT
發展項目的住宅物業的樓面平面圖

Tower 1 第1座

Tower 座數	Floor 樓層	Flat 單位	Thickness of the floor slabs (excluding plaster) of each residential property (mm) 每個住宅物業的樓 板 (不包括灰泥) 的厚度 (毫米)	Floor-to-floor height (refers to the height between the top surface of the structural slab of a floor and the top surface of the structural slab of its immediate upper floor) of each residential property (mm) 每個住宅物業的層與層之間的高度 (指該樓層 之石屎地台面與上一層石屎地台面之高度距離) (毫米)
Tower 1 第1座	38/F 38樓	A1	150	3500, 3575 [◇] , 3850 [☆] , 4000 [□]
		A2	150	3500, 3575 [◇] , 3850 [☆] , 4000 [□]
		A3	150	3500, 3575 [◇] , 3750 [◎] , 3850 [☆] , 3900 [△] , 4000 [□]
		A5	150	3500, 3575 [◇] , 3750 [◎] , 3850 [☆] , 3900 [△] , 4000 [□]
		A6	150	3500, 3575 [◇] , 3850 [☆] , 4000 [□]

Tower 座數	Floor 樓層	Flat 單位	Thickness of the floor slabs (excluding plaster) of each residential property (mm) 每個住宅物業的樓 板 (不包括灰泥) 的厚度 (毫米)	Floor-to-floor height (refers to the height between the top surface of the structural slab of a floor and the top surface of the structural slab of its immediate upper floor) of each residential property (mm) 每個住宅物業的層與層之間的高度 (指該樓層 之石屎地台面與上一層石屎地台面之高度距離) (毫米)
Tower 1 第1座	38/F 38樓	B1	150	3500, 3575 [◇] , 3850 [☆] , 4000 [□]
		B2	150	3500, 3575 [◇] , 3850 [☆] , 4000 [□]
		B3	150	3500, 3575 [◇] , 3750 [◎] , 3850 [☆] , 3900 [△] , 4000 [□]
		B5	150	3500, 3575 [◇] , 3750 [◎] , 3850 [☆] , 3900 [△] , 4000 [□]
		B6	150	3500, 3575 [◇] , 3850 [☆] , 4000 [□]

◇ Inclusive of the sunken depth of the sunken slab on the floor of this floor (75mm) 包括本層地台跌級樓板之跌級深度 (75 毫米)
◎ Inclusive of the sunken depth of the sunken slab on the floor of this floor (250mm) 包括本層地台跌級樓板之跌級深度 (250 毫米)
☆ Inclusive of the sunken depth of the sunken slab on the floor of this floor (350mm) 包括本層地台跌級樓板之跌級深度 (350 毫米)
△ Inclusive of the sunken depth of the sunken slab on the floor of this floor (400mm) 包括本層地台跌級樓板之跌級深度 (400 毫米)
□ Inclusive of the sunken depth of the sunken slab on the floor of this floor (500mm) 包括本層地台跌級樓板之跌級深度 (500 毫米)

The internal areas of the residential properties on the upper floors will generally be slightly larger than those on the lower floors because of the reducing thickness of the structural walls on the upper floors (Note: This statement as required under section 10(2)(e) of Part 1 of Schedule 1 to the Residential Properties (First-hand Sales) Ordinance is not applicable to the Development).
因住宅物業的較高樓層的結構牆的厚度遞減，較高樓層的內部面積，一般比較低樓層的內部面積稍大(備註：此根據《一手住宅物業銷售條例》附表1第1部第10(2)(e)條規定之陳述並不適用於本發展項目)。

Remarks :
1. The dimensions in the floor plans are all structural dimensions in millimetre and rounded off to the nearest integer.
2. Please refer to the first page of this section for legend of the terms and abbreviations shown in the floor plan.

備註：
1. 樓面平面圖之尺規所列數字為以毫米標示之建築結構尺寸，並以四捨五入至整數。
2. 平面圖中顯示之名詞及簡稱之圖例請參閱本節之首頁。

FLOOR PLANS OF RESIDENTIAL PROPERTIES IN THE DEVELOPMENT
發展項目的住宅物業的樓面平面圖

Tower 1 第1座

Tower 座數	Floor 樓層	Flat 單位	Thickness of the floor slabs (excluding plaster) of each residential property (mm) 每個住宅物業的樓板 (不包括灰泥) 的厚度 (毫米)	Floor-to-floor height (refers to the height between the top surface of the structural slab of a floor and the top surface of the structural slab of its immediate upper floor) of each residential property (mm) 每個住宅物業的層與層之間的高度 (指該樓層之石屎地台面與上一層石屎地台面之高度距離) (毫米)
Tower 1 第1座	R/F 天台	A6	Not Applicable 不適用	Not Applicable 不適用
		B6	Not Applicable 不適用	Not Applicable 不適用

The internal areas of the residential properties on the upper floors will generally be slightly larger than those on the lower floors because of the reducing thickness of the structural walls on the upper floors (Note: This statement as required under section 10(2)(e) of Part 1 of Schedule 1 to the Residential Properties (First-hand Sales) Ordinance is not applicable to the Development).
因住宅物業的較高樓層的結構牆的厚度遞減，較高樓層的內部面積，一般比較低樓層的內部面積稍大(備註：此根據《一手住宅物業銷售條例》附表1第1部第10(2)(e)條規定之陳述並不適用於本發展項目)。

Remarks :
1. The dimensions in the floor plans are all structural dimensions in millimetre and rounded off to the nearest integer.
2. Please refer to the first page of this section for legend of the terms and abbreviations shown in the floor plan.

備註：
1. 樓面平面圖之尺規所列數字為以毫米標示之建築結構尺寸，並以四捨五入至整數。
2. 平面圖中顯示之名詞及簡稱之圖例請參閱本節之首頁。

FLOOR PLANS OF RESIDENTIAL PROPERTIES IN THE DEVELOPMENT
發展項目的住宅物業的樓面平面圖

Tower 2 第2座

Tower 座數	Floor 樓層	Flat 單位	Thickness of the floor slabs (excluding plaster) of each residential property (mm) 每個住宅物業的樓 板 (不包括灰泥) 的厚度 (毫米)	Floor-to-floor height (refers to the height between the top surface of the structural slab of a floor and the top surface of the structural slab of its immediate upper floor) of each residential property (mm) 每個住宅物業的層與層之間的高度 (指該樓層 之石屎地台面與上一層石屎地台面之高度距離) (毫米)
Tower 2 第2座	1/F 1樓	A1	150	3400, 3475, 3475 [□] , 3900 [□] , 3975 [□]
		A2	150	3400, 3475, 3475 [□] , 3900 [□] , 3975 [□]
		A3	150	3400, 3475, 3475 [□] , 3900 [□] , 3975 [□]
		A5	150	3400, 3475, 3475 [□] , 3900 [□] , 3975 [□]
		A6	150	3400, 3475, 3475 [□] , 3900 [□] , 3975 [□]
		A7	150	3400, 3475, 3475 [□] , 3900 [□] , 3975 [□]
		A8	150	3125, 3475, 3475 [□] , 3625 [□] , 3900 [□] , 3975 [□]

Tower 座數	Floor 樓層	Flat 單位	Thickness of the floor slabs (excluding plaster) of each residential property (mm) 每個住宅物業的樓 板 (不包括灰泥) 的厚度 (毫米)	Floor-to-floor height (refers to the height between the top surface of the structural slab of a floor and the top surface of the structural slab of its immediate upper floor) of each residential property (mm) 每個住宅物業的層與層之間的高度 (指該樓層 之石屎地台面與上一層石屎地台面之高度距離) (毫米)
Tower 2 第2座	1/F 1樓	B1	150	3400, 3475, 3475 [□] , 3900 [□] , 3975 [□]
		B2	150	3400, 3475, 3475 [□] , 3900 [□] , 3975 [□]
		B3	150	3400, 3475, 3475 [□] , 3900 [□] , 3975 [□]
		B5	150	3400, 3475, 3475 [□] , 3900 [□] , 3975 [□]
		B6	150, 225	3400, 3475, 3475 [□] , 3900 [□] , 3975 [□]
		B7	150	3475, 3475 [□] , 3900 [□] , 3975 [□]

□ Inclusive of the sunken depth of the sunken slab on the floor of this floor (500mm) 包括本層地台跌級樓板之跌級深度 (500 毫米)

The internal areas of the residential properties on the upper floors will generally be slightly larger than those on the lower floors because of the reducing thickness of the structural walls on the upper floors (Note: This statement as required under section 10(2)(e) of Part 1 of Schedule 1 to the Residential Properties (First-hand Sales) Ordinance is not applicable to the Development).
因住宅物業的較高樓層的結構牆的厚度遞減，較高樓層的內部面積，一般比較低樓層的內部面積稍大(備註：此根據《一手住宅物業銷售條例》附表1第1部第10(2)(e)條規定之陳述並不適用於本發展項目)。

Remarks :
1. The dimensions in the floor plans are all structural dimensions in millimetre and rounded off to the nearest integer.
2. Please refer to the first page of this section for legend of the terms and abbreviations shown in the floor plan.

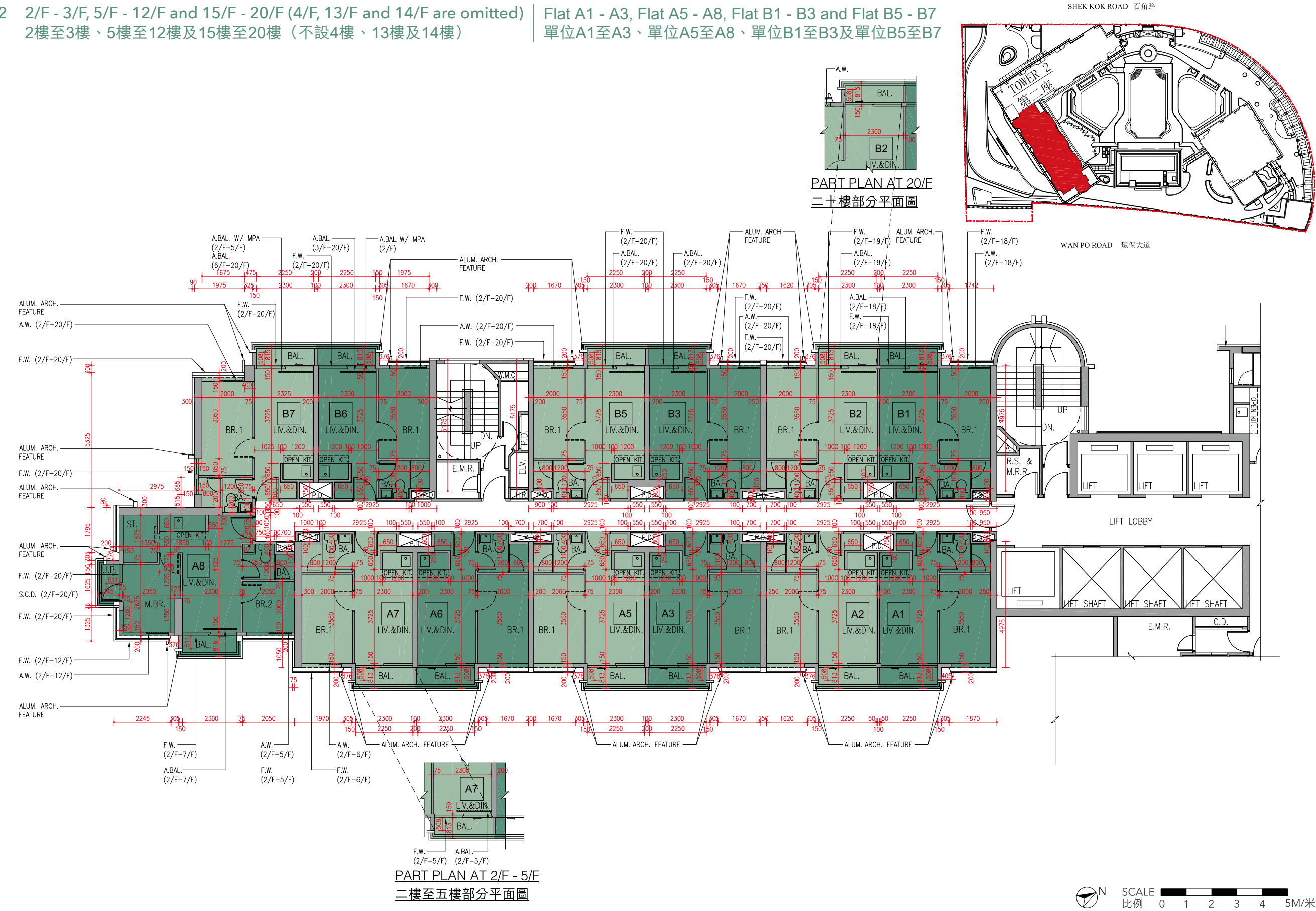
備註：
1. 樓面平面圖之尺規所列數字為以毫米標示之建築結構尺寸，並以四捨五入至整數。
2. 平面圖中顯示之名詞及簡稱之圖例請參閱本節之首頁。

FLOOR PLANS OF RESIDENTIAL PROPERTIES IN THE DEVELOPMENT

發展項目的住宅物業的樓面平面圖

Tower 2 2/F - 3/F, 5/F - 12/F and 15/F - 20/F (4/F, 13/F and 14/F are omitted)
第2座 2樓至3樓、5樓至12樓及15樓至20樓（不設4樓、13樓及14樓）

Flat A1 - A3, Flat A5 - A8, Flat B1 - B3 and Flat B5 - B7
單位A1至A3、單位A5至A8、單位B1至B3及單位B5至B7



FLOOR PLANS OF RESIDENTIAL PROPERTIES IN THE DEVELOPMENT
發展項目的住宅物業的樓面平面圖

Tower 2 第2座

Tower 座數	Floor 樓層	Flat 單位	Thickness of the floor slabs (excluding plaster) of each residential property (mm) 每個住宅物業的樓 板 (不包括灰泥) 的厚度 (毫米)	Floor-to-floor height (refers to the height between the top surface of the structural slab of a floor and the top surface of the structural slab of its immediate upper floor) of each residential property (mm) 每個住宅物業的層與層之間的高度 (指該樓層 之石屎地台面與上一層石屎地台面之高度距離) (毫米)
Tower 2 第2座	2/F - 3/F, 5/F - 12/F and 15/F - 20/F (4/F, 13/F and 14/F are omitted) 2樓至3樓、 5樓至12樓及 15樓至20樓 (不設4樓、 13樓及14樓)	A1	150	3475, 3475 [◇] , 3475 [□]
		A2	150	3475, 3475 [◇] , 3475 [□]
		A3	150	3475, 3475 [◇] , 3475 [□]
		A5	150	3475, 3475 [◇] , 3475 [□]
		A6	150	3475, 3475 [◇] , 3475 [□]
		A7	150	3475, 3475 [◇] , 3475 [□]
		A8	150	3475, 3475 [◇] , 3475 [☆] , 3475 [□]

Tower 座數	Floor 樓層	Flat 單位	Thickness of the floor slabs (excluding plaster) of each residential property (mm) 每個住宅物業的樓 板 (不包括灰泥) 的厚度 (毫米)	Floor-to-floor height (refers to the height between the top surface of the structural slab of a floor and the top surface of the structural slab of its immediate upper floor) of each residential property (mm) 每個住宅物業的層與層之間的高度 (指該樓層 之石屎地台面與上一層石屎地台面之高度距離) (毫米)
Tower 2 第2座	2/F - 3/F, 5/F - 12/F and 15/F - 20/F (4/F, 13/F and 14/F are omitted) 2樓至3樓、 5樓至12樓及 15樓至20樓 (不設4樓、 13樓及14樓)	B1	150	3475, 3475 [◇] , 3475 [□]
		B2	150	3475, 3475 [◇] , 3475 [□]
		B3	150	3475, 3475 [◇] , 3475 [□]
		B5	150	3475, 3475 [◇] , 3475 [□]
		B6	150, 225	3475, 3475 [◇] , 3475 [□]
		B7	150	3475, 3475 [◇] , 3475 [□]

◇ Inclusive of the sunken depth of the sunken slab on the floor of this floor (75mm) 包括本層地台跌級樓板之跌級深度 (75 毫米)
☆ Inclusive of the sunken depth of the sunken slab on the floor of this floor (350mm) 包括本層地台跌級樓板之跌級深度 (350 毫米)
□ Inclusive of the sunken depth of the sunken slab on the floor of this floor (500mm) 包括本層地台跌級樓板之跌級深度 (500 毫米)

The internal areas of the residential properties on the upper floors will generally be slightly larger than those on the lower floors because of the reducing thickness of the structural walls on the upper floors (Note: This statement as required under section 10(2)(e) of Part 1 of Schedule 1 to the Residential Properties (First-hand Sales) Ordinance is not applicable to the Development).
因住宅物業的較高樓層的結構牆的厚度遞減，較高樓層的內部面積，一般比較低樓層的內部面積稍大(備註：此根據《一手住宅物業銷售條例》附表1第1部第10(2)(e)條規定之陳述並不適用於本發展項目)。

Remarks :
1. The dimensions in the floor plans are all structural dimensions in millimetre and rounded off to the nearest integer.
2. Please refer to the first page of this section for legend of the terms and abbreviations shown in the floor plan.

備註：
1. 樓面平面圖之尺規所列數字為以毫米標示之建築結構尺寸，並以四捨五入至整數。
2. 平面圖中顯示之名詞及簡稱之圖例請參閱本節之首頁。

FLOOR PLANS OF RESIDENTIAL PROPERTIES IN THE DEVELOPMENT

發展項目的住宅物業的樓面平面圖

Tower 2 21/F - 23/F, 25/F - 33/F and 35/F - 38/F (24/F and 34/F are omitted)
第2座 21樓至23樓、25樓至33樓及35樓至38樓（不設24樓及34樓）

Flat A1 - A3, Flat A5 - A8, Flat B1 - B3 and Flat B5 - B7
 單位A1至A3、單位A5至A8、單位B1至B3及單位B5至B7



SCALE 比例 0 1 2 3 4 5M/米

FLOOR PLANS OF RESIDENTIAL PROPERTIES IN THE DEVELOPMENT
發展項目的住宅物業的樓面平面圖

Tower 2 第2座

Tower 座數	Floor 樓層	Flat 單位	Thickness of the floor slabs (excluding plaster) of each residential property (mm) 每個住宅物業的樓 板 (不包括灰泥) 的厚度 (毫米)	Floor-to-floor height (refers to the height between the top surface of the structural slab of a floor and the top surface of the structural slab of its immediate upper floor) of each residential property (mm) 每個住宅物業的層與層之間的高度 (指該樓層 之石屎地台面與上一層石屎地台面之高度距離) (毫米)
Tower 2 第2座	21/F - 23/F, 25/F - 33/F and 35/F - 37/F (24/F and 34/F are omitted) 21樓至23樓、 25樓至33樓及 35樓至37樓 (不設24樓及 34樓)	A1	150	3475, 3475 [◇] , 3475 [□]
		A2	150	3475, 3475 [◇] , 3475 [□]
		A3	150	3475, 3475 [◇] , 3475 [□]
		A5	150	3475, 3475 [◇] , 3475 [□]
		A6	150	3475, 3475 [◇] , 3475 [□]
		A7	150	3475, 3475 [◇] , 3475 [□]
		A8	150	3475, 3475 [◇] , 3475 [☆] , 3475 [□]
		B1	150	3475, 3475 [◇] , 3475 [□]
		B2	150	3475, 3475 [◇] , 3475 [□]
		B3	150	3475, 3475 [◇] , 3475 [□]
		B5	150	3475, 3475 [◇] , 3475 [□]
		B6	150, 225	3475, 3475 [◇] , 3475 [□]
		B7	150	3475, 3475 [◇] , 3475 [□]

◇ Inclusive of the sunken depth of the sunken slab on the floor of this floor (75mm) 包括本層地台跌級樓板之跌級深度 (75 毫米)
☆ Inclusive of the sunken depth of the sunken slab on the floor of this floor (350mm) 包括本層地台跌級樓板之跌級深度 (350 毫米)
□ Inclusive of the sunken depth of the sunken slab on the floor of this floor (500mm) 包括本層地台跌級樓板之跌級深度 (500 毫米)

The internal areas of the residential properties on the upper floors will generally be slightly larger than those on the lower floors because of the reducing thickness of the structural walls on the upper floors (Note: This statement as required under section 10(2)(e) of Part 1 of Schedule 1 to the Residential Properties (First-hand Sales) Ordinance is not applicable to the Development).
因住宅物業的較高樓層的結構牆的厚度遞減，較高樓層的內部面積，一般比較低樓層的內部面積稍大(備註：此根據《一手住宅物業銷售條例》附表1第1部第10(2)(e)條規定之陳述並不適用於本發展項目)。

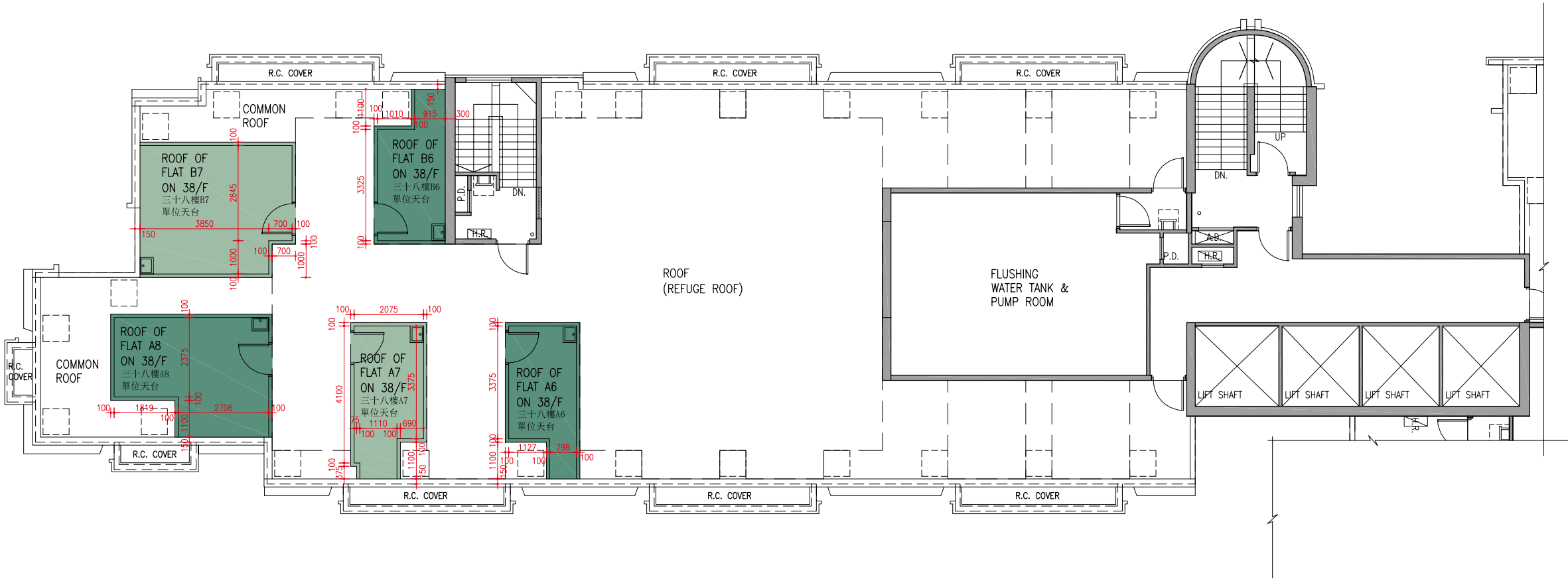
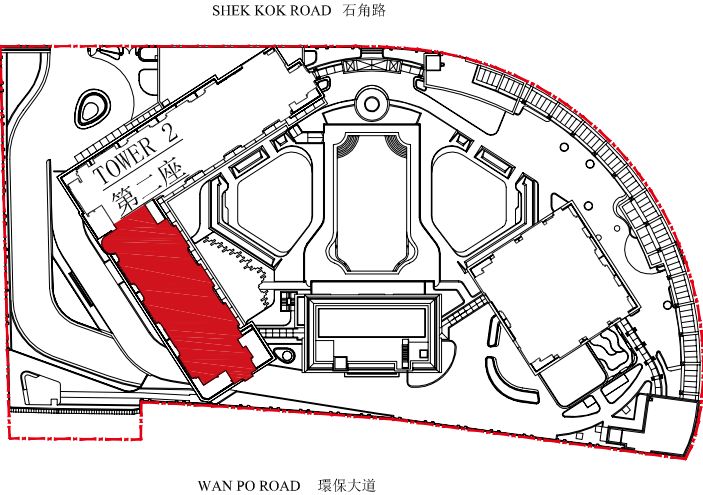
Tower 座數	Floor 樓層	Flat 單位	Thickness of the floor slabs (excluding plaster) of each residential property (mm) 每個住宅物業的樓 板 (不包括灰泥) 的厚度 (毫米)	Floor-to-floor height (refers to the height between the top surface of the structural slab of a floor and the top surface of the structural slab of its immediate upper floor) of each residential property (mm) 每個住宅物業的層與層之間的高度 (指該樓層 之石屎地台面與上一層石屎地台面之高度距離) (毫米)
Tower 2 第2座	38/F 38樓	A1	150	3500, 3575 [◇] , 4000 [□]
		A2	150	3500, 3575 [◇] , 4000 [□]
		A3	150	3500, 3575 [◇] , 4000 [□]
		A5	150	3500, 3575 [◇] , 4000 [□]
		A6	150	3500, 3575 [◇] , 4000 [□]
		A7	150	3500, 3575 [◇] , 4000 [□]
		A8	150	3500, 3575 [◇] , 3850 [☆] , 4000 [□]
		B1	150	3500, 3575 [◇] , 4000 [□]
		B2	150	3500, 3575 [◇] , 4000 [□]
		B3	150	3500, 3575 [◇] , 4000 [□]
		B5	150	3500, 3575 [◇] , 4000 [□]
		B6	150	3500, 3575 [◇] , 4000 [□]
		B7	150	3500, 3575 [◇] , 4000 [□]

備註：
1. 樓面平面圖之尺規所列數字為以毫米標示之建築結構尺寸，並以四捨五入至整數。
2. 平面圖中顯示之名詞及簡稱之圖例請參閱本節之首頁。

Remarks :
1. The dimensions in the floor plans are all structural dimensions in millimetre and rounded off to the nearest integer.
2. Please refer to the first page of this section for legend of the terms and abbreviations shown in the floor plan.

FLOOR PLANS OF RESIDENTIAL PROPERTIES IN THE DEVELOPMENT
發展項目的住宅物業的樓面平面圖

Tower 2 Roof Flat A6 - A8 and Flat B6 - B7
第2座 天台 單位A6至A8及單位B6至B7



FLOOR PLANS OF RESIDENTIAL PROPERTIES IN THE DEVELOPMENT

發展項目的住宅物業的樓面平面圖

Tower 2 第2座

Tower 座數	Floor 樓層	Flat 單位	Thickness of the floor slabs (excluding plaster) of each residential property (mm) 每個住宅物業的樓板 (不包括灰泥) 的厚度 (毫米)	Floor-to-floor height (refers to the height between the top surface of the structural slab of a floor and the top surface of the structural slab of its immediate upper floor) of each residential property (mm) 每個住宅物業的層與層之間的高度 (指該樓層之石屎地台面與上一層石屎地台面之高度距離) (毫米)
Tower 2 第2座	R/F 天台	A6	Not Applicable 不適用	Not Applicable 不適用
		A7	Not Applicable 不適用	Not Applicable 不適用
		A8	Not Applicable 不適用	Not Applicable 不適用
		B6	Not Applicable 不適用	Not Applicable 不適用
		B7	Not Applicable 不適用	Not Applicable 不適用

The internal areas of the residential properties on the upper floors will generally be slightly larger than those on the lower floors because of the reducing thickness of the structural walls on the upper floors (Note: This statement as required under section 10(2)(e) of Part 1 of Schedule 1 to the Residential Properties (First-hand Sales) Ordinance is not applicable to the Development).
因住宅物業的較高樓層的結構牆的厚度遞減，較高樓層的內部面積，一般比較低樓層的內部面積稍大(備註：此根據《一手住宅物業銷售條例》附表1第1部第10(2)(e)條規定之陳述並不適用於本發展項目)。

Remarks :
1. The dimensions in the floor plans are all structural dimensions in millimetre and rounded off to the nearest integer.
2. Please refer to the first page of this section for legend of the terms and abbreviations shown in the floor plan.

備註：
1. 樓面平面圖之尺規所列數字為以毫米標示之建築結構尺寸，並以四捨五入至整數。
2. 平面圖中顯示之名詞及簡稱之圖例請參閱本節之首頁。

FLOOR PLANS OF RESIDENTIAL PROPERTIES IN THE DEVELOPMENT
發展項目的住宅物業的樓面平面圖

Tower 2 第2座

Tower 座數	Floor 樓層	Flat 單位	Thickness of the floor slabs (excluding plaster) of each residential property (mm) 每個住宅物業的樓 板 (不包括灰泥) 的厚度 (毫米)	Floor-to-floor height (refers to the height between the top surface of the structural slab of a floor and the top surface of the structural slab of its immediate upper floor) of each residential property (mm) 每個住宅物業的層與層之間的高度 (指該樓層 之石屎地台面與上一層石屎地台面之高度距離) (毫米)
Tower 2 第2座	1/F 1樓	C1	150	3475, 3475 [□] , 3900 [□] , 3975 [□]
		C2	150	2975, 3075, 3225, 3475, 3475 [□] , 3625 [□] , 3725 [□] , 3900 [□] , 3975 [□]
		C3	150	3075, 3225, 3475, 3475 [□] , 3625 [□] , 3725 [□] , 3900 [□] , 3975 [□]
		C5	150, 225	3075, 3225, 3475, 3475 [□] , 3625 [□] , 3725 [□] , 3900 [□] , 3975 [□]
		C6	150	3400, 3475, 3475 [□] , 3900 [□] , 3975 [□]
		C7	150	3400, 3475, 3475 [□] , 3900 [□] , 3975 [□]
		C8	150	3400, 3475, 3475 [□] , 3900 [□] , 3975 [□]
		C9	150	3400, 3475, 3475 [□] , 3900 [□] , 3975 [□]
		C10	150	3400, 3475, 3475 [□] , 3900 [□] , 3975 [□]

Tower 座數	Floor 樓層	Flat 單位	Thickness of the floor slabs (excluding plaster) of each residential property (mm) 每個住宅物業的樓 板 (不包括灰泥) 的厚度 (毫米)	Floor-to-floor height (refers to the height between the top surface of the structural slab of a floor and the top surface of the structural slab of its immediate upper floor) of each residential property (mm) 每個住宅物業的層與層之間的高度 (指該樓層 之石屎地台面與上一層石屎地台面之高度距離) (毫米)
Tower 2 第2座	1/F 1樓	C11	150	3400, 3475, 3475 [□] , 3900 [□] , 3975 [□]
		C12	150	3400, 3475, 3475 [□] , 3900 [□] , 3975 [□]
		D1	150	3400, 3475, 3475 [□] , 3900 [□] , 3975 [□]
		D2	150	3400, 3475, 3475 [□] , 3900 [□] , 3975 [□]
		D3	150	3400, 3475, 3475 [□] , 3900 [□] , 3975 [□]
		D5	150	3400, 3475, 3475 [□] , 3900 [□] , 3975 [□]
		D6	150	3400, 3475, 3475 [□] , 3900 [□] , 3975 [□]
		D7	150	3400, 3475, 3475 [□] , 3900 [□] , 3975 [□]
		D8	150	3400, 3475, 3475 [□] , 3900 [□] , 3975 [□]
		D9	150	3125, 3475, 3475 [□] , 3625 [□] , 3900 [□] , 3975 [□]

□ Inclusive of the sunken depth of the sunken slab on the floor of this floor (500mm) 包括本層地台跌級樓板之跌級深度 (500 毫米)

The internal areas of the residential properties on the upper floors will generally be slightly larger than those on the lower floors because of the reducing thickness of the structural walls on the upper floors (Note: This statement as required under section 10(2)(e) of Part 1 of Schedule 1 to the Residential Properties (First-hand Sales) Ordinance is not applicable to the Development).
因住宅物業的較高樓層的結構牆的厚度遞減，較高樓層的內部面積，一般比較低樓層的內部面積稍大 (備註：此根據《一手住宅物業銷售條例》附表1第1部第10(2)(e)條規定之陳述並不適用於本發展項目)。

Remarks :
1. The dimensions in the floor plans are all structural dimensions in millimetre and rounded off to the nearest integer.
2. Please refer to the first page of this section for legend of the terms and abbreviations shown in the floor plan.

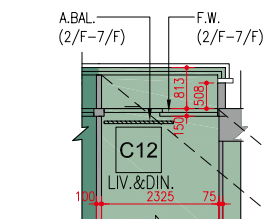
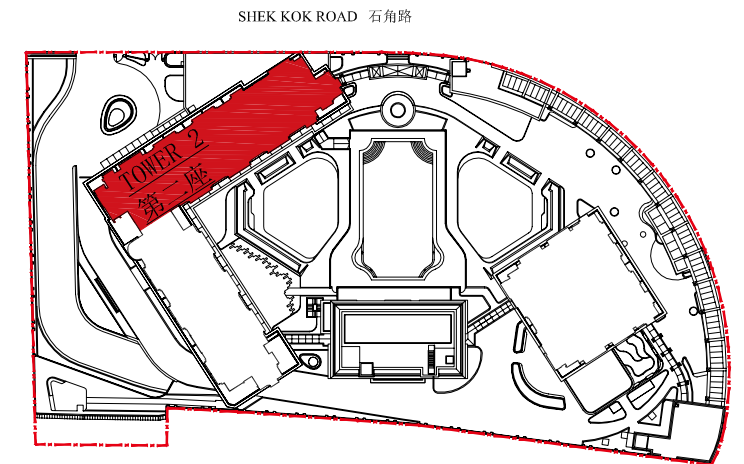
備註：
1. 樓面平面圖之尺規所列數字為以毫米標示之建築結構尺寸，並以四捨五入至整數。
2. 平面圖中顯示之名詞及簡稱之圖例請參閱本節之首頁。

FLOOR PLANS OF RESIDENTIAL PROPERTIES IN THE DEVELOPMENT

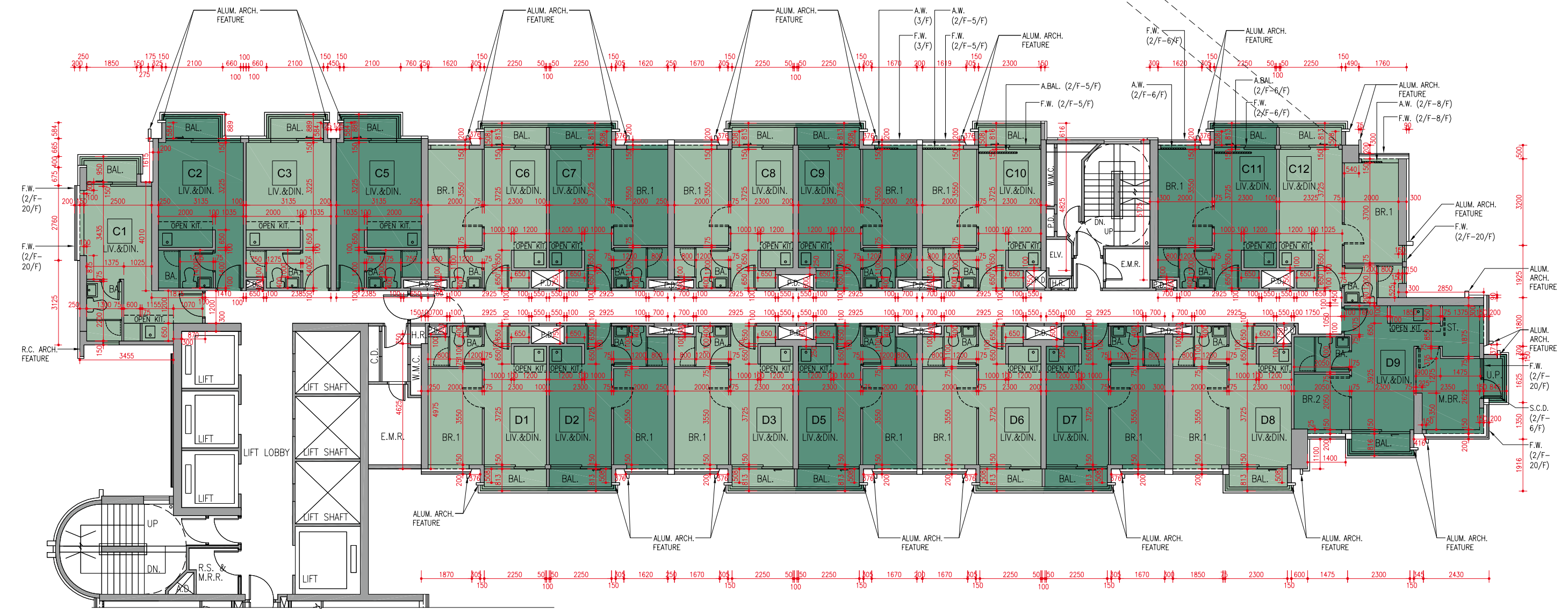
發展項目的住宅物業的樓面平面圖

Tower 2 2/F - 3/F, 5/F - 12/F and 15/F - 20/F (4/F, 13/F and 14/F are omitted)
第2座 2樓至3樓、5樓至12樓及15樓至20樓（不設4樓、13樓及14樓）

Flat C1 - C3, Flat C5 - C12, Flat D1 - D3 and Flat D5 - D9
單位C1至C3、單位C5至C12、單位D1至D3及單位D5至D9



PART PLAN AT 2/F - 7/F
二樓至七樓部分平面圖



N
 SCALE 0 1 2 3 4 5M/米
 比例

FLOOR PLANS OF RESIDENTIAL PROPERTIES IN THE DEVELOPMENT
發展項目的住宅物業的樓面平面圖

Tower 2 第2座

Tower 座數	Floor 樓層	Flat 單位	Thickness of the floor slabs (excluding plaster) of each residential property (mm) 每個住宅物業的樓 板 (不包括灰泥) 的厚度 (毫米)	Floor-to-floor height (refers to the height between the top surface of the structural slab of a floor and the top surface of the structural slab of its immediate upper floor) of each residential property (mm) 每個住宅物業的層與層之間的高度 (指該樓層 之石屎地台面與上一層石屎地台面之高度距離) (毫米)
Tower 2 第2座	2/F - 3/F, 5/F - 12/F and 15/F - 20/F (4/F, 13/F and 14/F are omitted) 2樓至3樓、 5樓至12樓及 15樓至20樓 (不設4樓、 13樓及14樓)	C1	150	3475, 3475 [◇] , 3475 [□]
		C2	150	3475, 3475 [◇] , 3475 [◎] , 3475 [☆] , 3475 [△] , 3475 [□]
		C3	150	3475, 3475 [◇] , 3475 [◎] , 3475 [☆] , 3475 [△] , 3475 [□]
		C5	150, 225	3475, 3475 [◇] , 3475 [◎] , 3475 [☆] , 3475 [△] , 3475 [□]
		C6	150	3475, 3475 [◇] , 3475 [□]
		C7	150	3475, 3475 [◇] , 3475 [□]
		C8	150	3475, 3475 [◇] , 3475 [□]
		C9	150	3475, 3475 [◇] , 3475 [□]
		C10	150	3475, 3475 [◇] , 3475 [□]
		C11	150	3475, 3475 [◇] , 3475 [□]

Tower 座數	Floor 樓層	Flat 單位	Thickness of the floor slabs (excluding plaster) of each residential property (mm) 每個住宅物業的樓 板 (不包括灰泥) 的厚度 (毫米)	Floor-to-floor height (refers to the height between the top surface of the structural slab of a floor and the top surface of the structural slab of its immediate upper floor) of each residential property (mm) 每個住宅物業的層與層之間的高度 (指該樓層 之石屎地台面與上一層石屎地台面之高度距離) (毫米)
Tower 2 第2座	2/F - 3/F, 5/F - 12/F and 15/F - 20/F (4/F, 13/F and 14/F are omitted) 2樓至3樓、 5樓至12樓及 15樓至20樓 (不設4樓、 13樓及14樓)	C12	150	3475, 3475 [◇] , 3475 [□]
		D1	150	3475, 3475 [◇] , 3475 [□]
		D2	150	3475, 3475 [◇] , 3475 [□]
		D3	150	3475, 3475 [◇] , 3475 [□]
		D5	150	3475, 3475 [◇] , 3475 [□]
		D6	150	3475, 3475 [◇] , 3475 [□]
		D7	150	3475, 3475 [◇] , 3475 [□]
		D8	150	3475, 3475 [◇] , 3475 [□]
		D9	150	3475, 3475 [◇] , 3475 [☆] , 3475 [□]

◇ Inclusive of the sunken depth of the sunken slab on the floor of this floor (75mm) 包括本層地台跌級樓板之跌級深度 (75 毫米)
◎ Inclusive of the sunken depth of the sunken slab on the floor of this floor (250mm) 包括本層地台跌級樓板之跌級深度 (250 毫米)
☆ Inclusive of the sunken depth of the sunken slab on the floor of this floor (350mm) 包括本層地台跌級樓板之跌級深度 (350 毫米)
△ Inclusive of the sunken depth of the sunken slab on the floor of this floor (400mm) 包括本層地台跌級樓板之跌級深度 (400 毫米)
□ Inclusive of the sunken depth of the sunken slab on the floor of this floor (500mm) 包括本層地台跌級樓板之跌級深度 (500 毫米)

The internal areas of the residential properties on the upper floors will generally be slightly larger than those on the lower floors because of the reducing thickness of the structural walls on the upper floors (Note: This statement as required under section 10(2)(e) of Part 1 of Schedule 1 to the Residential Properties (First-hand Sales) Ordinance is not applicable to the Development).
因住宅物業的較高樓層的結構牆的厚度遞減，較高樓層的內部面積，一般比較低樓層的內部面積稍大(備註：此根據《一手住宅物業銷售條例》附表1第1部第10(2)(e)條規定之陳述並不適用於本發展項目)。

Remarks :
1. The dimensions in the floor plans are all structural dimensions in millimetre and rounded off to the nearest integer.
2. Please refer to the first page of this section for legend of the terms and abbreviations shown in the floor plan.

備註：
1. 樓面平面圖之尺規所列數字為以毫米標示之建築結構尺寸，並以四捨五入至整數。
2. 平面圖中顯示之名稱及簡稱之圖例請參閱本節之首頁。

FLOOR PLANS OF RESIDENTIAL PROPERTIES IN THE DEVELOPMENT
發展項目的住宅物業的樓面平面圖

Tower 2 第2座

Tower 座數	Floor 樓層	Flat 單位	Thickness of the floor slabs (excluding plaster) of each residential property (mm) 每個住宅物業的樓 板 (不包括灰泥) 的厚度 (毫米)	Floor-to-floor height (refers to the height between the top surface of the structural slab of a floor and the top surface of the structural slab of its immediate upper floor) of each residential property (mm) 每個住宅物業的層與層之間的高度 (指該樓層 之石屎地台面與上一層石屎地台面之高度距離) (毫米)
Tower 2 第2座	21/F - 23/F, 25/F - 33/F and 35/F - 37/F (24/F and 34/F are omitted) 21樓至23樓、 25樓至33樓及 35樓至37樓 (不設 24 樓及 34 樓)	C1	150	3475, 3475 [◇] , 3475 [□]
		C2	150	3475, 3475 [◇] , 3475 [◎] , 3475 [☆] , 3475 [△] , 3475 [□]
		C3	150	3475, 3475 [◇] , 3475 [◎] , 3475 [☆] , 3475 [△] , 3475 [□]
		C5	150, 225	3475, 3475 [◇] , 3475 [◎] , 3475 [☆] , 3475 [△] , 3475 [□]
		C6	150	3475, 3475 [◇] , 3475 [□]
		C7	150	3475, 3475 [◇] , 3475 [□]
		C8	150	3475, 3475 [◇] , 3475 [□]
		C9	150	3475, 3475 [◇] , 3475 [□]
		C10	150	3475, 3475 [◇] , 3475 [□]
		C11	150	3475, 3475 [◇] , 3475 [□]
		C12	150	3475, 3475 [◇] , 3475 [□]
		D1	150	3475, 3475 [◇] , 3475 [□]
		D2	150	3475, 3475 [◇] , 3475 [□]
		D3	150	3475, 3475 [◇] , 3475 [□]
		D5	150	3475, 3475 [◇] , 3475 [□]
		D6	150	3475, 3475 [◇] , 3475 [□]
		D7	150	3475, 3475 [◇] , 3475 [□]
		D8	150	3475, 3475 [◇] , 3475 [□]
		D9	150	3475, 3475 [◇] , 3475 [☆] , 3475 [□]

◇ Inclusive of the sunken depth of the sunken slab on the floor of this floor (75mm) 包括本層地台跌級樓板之跌級深度 (75 毫米)
◎ Inclusive of the sunken depth of the sunken slab on the floor of this floor (250mm) 包括本層地台跌級樓板之跌級深度 (250 毫米)
☆ Inclusive of the sunken depth of the sunken slab on the floor of this floor (350mm) 包括本層地台跌級樓板之跌級深度 (350 毫米)
△ Inclusive of the sunken depth of the sunken slab on the floor of this floor (400mm) 包括本層地台跌級樓板之跌級深度 (400 毫米)
□ Inclusive of the sunken depth of the sunken slab on the floor of this floor (500mm) 包括本層地台跌級樓板之跌級深度 (500 毫米)

The internal areas of the residential properties on the upper floors will generally be slightly larger than those on the lower floors because of the reducing thickness of the structural walls on the upper floors (Note: This statement as required under section 10(2)(e) of Part 1 of Schedule 1 to the Residential Properties (First-hand Sales) Ordinance is not applicable to the Development).
因住宅物業的較高樓層的結構牆的厚度遞減，較高樓層的內部面積，一般比較低樓層的內部面積稍大(備註：此根據《一手住宅物業銷售條例》附表1第1部第10(2)(e)條規定之陳述並不適用於本發展項目)。

Remarks :

- The dimensions in the floor plans are all structural dimensions in millimetre and rounded off to the nearest integer.
- Please refer to the first page of this section for legend of the terms and abbreviations shown in the floor plan.

Tower 座數	Floor 樓層	Flat 單位	Thickness of the floor slabs (excluding plaster) of each residential property (mm) 每個住宅物業的樓 板 (不包括灰泥) 的厚度 (毫米)	Floor-to-floor height (refers to the height between the top surface of the structural slab of a floor and the top surface of the structural slab of its immediate upper floor) of each residential property (mm) 每個住宅物業的層與層之間的高度 (指該樓層 之石屎地台面與上一層石屎地台面之高度距離) (毫米)
Tower 2 第2座	38/F 38樓	C1	150	3500, 3575 [◇] , 4000 [□]
		C2	150	3500, 3575 [◇] , 3750 [◎] , 3850 [☆] , 3900 [△] , 4000 [□]
		C3	150	3500, 3575 [◇] , 3750 [◎] , 3850 [☆] , 3900 [△] , 4000 [□]
		C5	150	3500, 3575 [◇] , 3750 [◎] , 3850 [☆] , 3900 [△] , 4000 [□]
		C6	150	3500, 3575 [◇] , 4000 [□]
		C7	150	3500, 3575 [◇] , 4000 [□]
		C8	150	3500, 3575 [◇] , 4000 [□]
		C9	150	3500, 3575 [◇] , 4000 [□]
		C10	150	3500, 3575 [◇] , 4000 [□]
		C11	150	3500, 3575 [◇] , 4000 [□]
		C12	150	3500, 3575 [◇] , 4000 [□]
		D1	150	3500, 3575 [◇] , 4000 [□]
		D2	150	3500, 3575 [◇] , 4000 [□]
		D3	150	3500, 3575 [◇] , 4000 [□]
		D5	150	3500, 3575 [◇] , 4000 [□]
		D6	150	3500, 3575 [◇] , 4000 [□]
		D7	150	3500, 3575 [◇] , 4000 [□]
		D8	150	3500, 3575 [◇] , 4000 [□]
		D9	150	3500, 3575 [◇] , 3850 [☆] , 4000 [□]

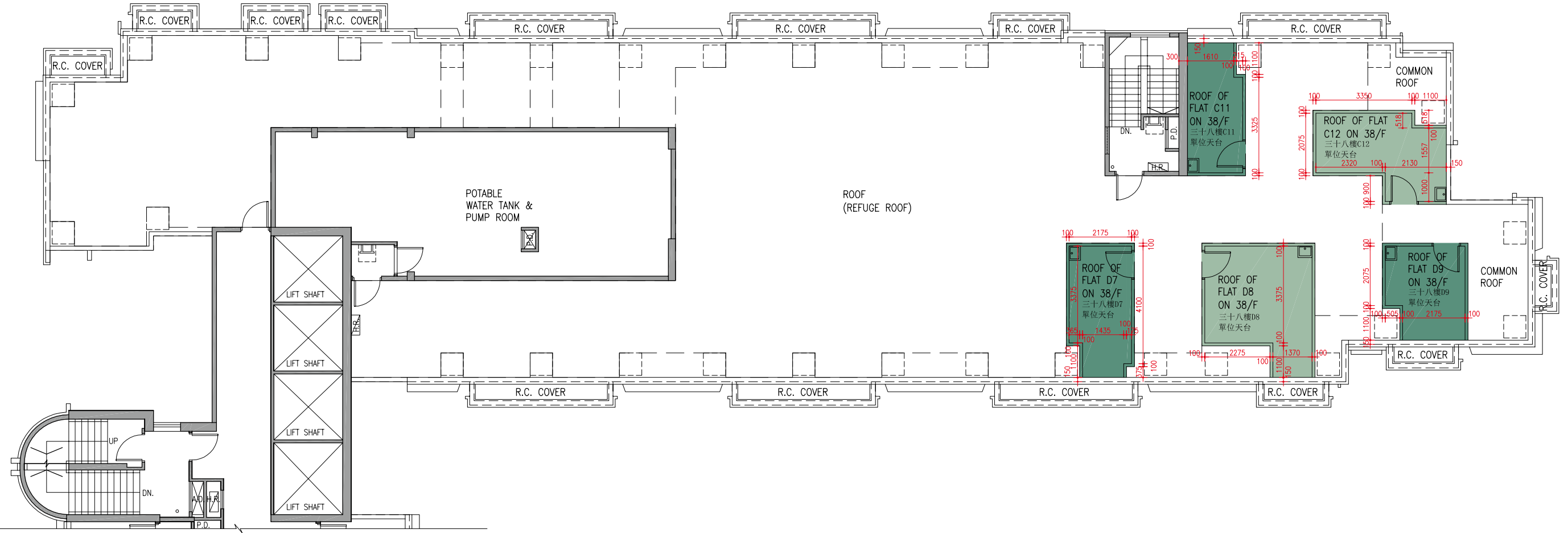
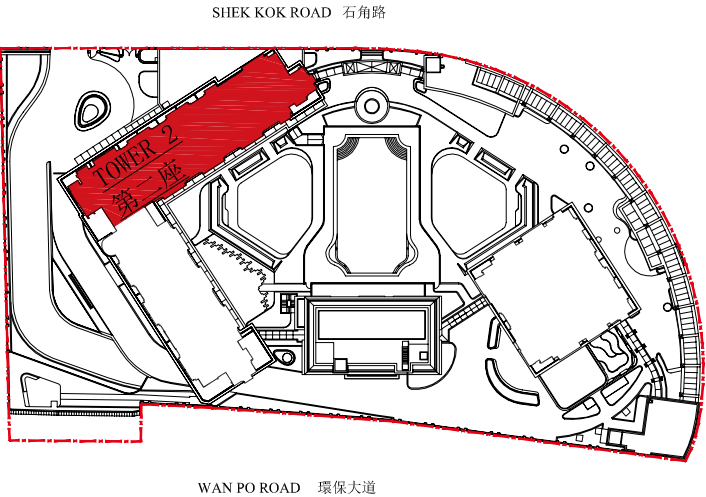
備註：

- 樓面平面圖之尺規所列數字為以毫米標示之建築結構尺寸，並以四捨五入至整數。
- 平面圖中顯示之名詞及簡稱之圖例請參閱本節之首頁。

FLOOR PLANS OF RESIDENTIAL PROPERTIES IN THE DEVELOPMENT

發展項目的住宅物業的樓面平面圖

Tower 2 Roof Flat C11 - C12 and Flat D7 - D9
第2座 天台 單位C11至C12及單位D7至D9



FLOOR PLANS OF RESIDENTIAL PROPERTIES IN THE DEVELOPMENT
發展項目的住宅物業的樓面平面圖

Tower 2 第2座

Tower 座數	Floor 樓層	Flat 單位	Thickness of the floor slabs (excluding plaster) of each residential property (mm) 每個住宅物業的樓板 (不包括灰泥) 的厚度 (毫米)	Floor-to-floor height (refers to the height between the top surface of the structural slab of a floor and the top surface of the structural slab of its immediate upper floor) of each residential property (mm) 每個住宅物業的層與層之間的高度 (指該樓層之石屎地台面與上一層石屎地台面之高度距離) (毫米)
Tower 2 第2座	R/F 天台	C11	Not Applicable 不適用	Not Applicable 不適用
		C12	Not Applicable 不適用	Not Applicable 不適用
		D7	Not Applicable 不適用	Not Applicable 不適用
		D8	Not Applicable 不適用	Not Applicable 不適用
		D9	Not Applicable 不適用	Not Applicable 不適用

The internal areas of the residential properties on the upper floors will generally be slightly larger than those on the lower floors because of the reducing thickness of the structural walls on the upper floors (Note: This statement as required under section 10(2)(e) of Part 1 of Schedule 1 to the Residential Properties (First-hand Sales) Ordinance is not applicable to the Development).
因住宅物業的較高樓層的結構牆的厚度遞減，較高樓層的內部面積，一般比較低樓層的內部面積稍大(備註：此根據《一手住宅物業銷售條例》附表1第1部第10(2)(e)條規定之陳述並不適用於本發展項目)。

Remarks :
1. The dimensions in the floor plans are all structural dimensions in millimetre and rounded off to the nearest integer.
2. Please refer to the first page of this section for legend of the terms and abbreviations shown in the floor plan.

備註：
1. 樓面平面圖之尺規所列數字為以毫米標示之建築結構尺寸，並以四捨五入至整數。
2. 平面圖中顯示之名詞及簡稱之圖例請參閱本節之首頁。

AREA OF RESIDENTIAL PROPERTIES IN THE DEVELOPMENT

發展項目中的住宅物業的面積

Description of Residential Property 物業的描述			Saleable Area (including balcony, utility platform and verandah, if any) sq. metre (sq. ft.) 實用面積 (包括露台、工作平台及陽台 (如有)) 平方米 (平方呎)	Area of other specified items (Not included in the Saleable Area) sq. metre (sq. ft.) 其他指明項目的面積 (不計算入實用面積) 平方米 (平方呎)									
Tower 座數	Floor 樓層	Flat 單位		Air-conditioning plant room 空調機房	Bay window 窗台	Cockloft 閣樓	Flat roof 平台	Garden 花園	Parking space 停車位	Roof 天台	Stairhood 梯屋	Terrace 前庭	Yard 庭院
Tower 1 第1座	2/F 2樓	A1	24.695 (266) Balcony 露台 : - (-) Utility Platform 工作平台 : - (-) Verandah 陽台 : - (-)	-	-	-	3.095 (33)	-	-	-	-	-	-
		A2	27.715 (298) Balcony 露台 : - (-) Utility Platform 工作平台 : - (-) Verandah 陽台 : - (-)	-	-	-	7.229 (78)	-	-	-	-	-	-
		A3	16.987 (183) Balcony 露台 : - (-) Utility Platform 工作平台 : - (-) Verandah 陽台 : - (-)	-	-	-	1.739 (19)	-	-	-	-	-	-
		A5	17.992 (194) Balcony 露台 : - (-) Utility Platform 工作平台 : - (-) Verandah 陽台 : - (-)	-	-	-	1.701 (18)	-	-	-	-	-	-
		A6	17.992 (194) Balcony 露台 : - (-) Utility Platform 工作平台 : - (-) Verandah 陽台 : - (-)	-	-	-	1.701 (18)	-	-	-	-	-	-
		A7	16.982 (183) Balcony 露台 : - (-) Utility Platform 工作平台 : - (-) Verandah 陽台 : - (-)	-	-	-	1.625 (17)	-	-	-	-	-	-
		A8	37.886 (408) Balcony 露台 : - (-) Utility Platform 工作平台 : 1.5 (16) Verandah 陽台 : - (-)	-	-	-	5.598 (60)	-	-	-	-	-	-
		A9	25.747 (277) Balcony 露台 : - (-) Utility Platform 工作平台 : - (-) Verandah 陽台 : - (-)	-	-	-	4.666 (50)	-	-	-	-	-	-

1. The saleable area of the residential property is calculated in accordance with Section 8 of the Residential Properties (First-hand Sales) Ordinance.
2. The floor area of every balcony, utility platform and verandah, if any, to the extent that it forms part of the residential property is calculated in accordance with Section 8 of the Residential Properties (First-hand Sales) Ordinance.
3. The areas of other specified items (not included in the saleable area) are calculated in accordance with Part 2 of Schedule 2 to the Residential Properties (First-hand Sales) Ordinance.

Remarks :

1. The areas in square feet have been converted from square metres based on a conversion rate of 1 square metre = 10.764 square feet and rounded off to the nearest integer.
2. 4/F, 13/F, 14/F, 24/F and 34/F are omitted.
3. No designation of Flat A4, B4, C4 and D4.

1. 住宅物業的實用面積是按《一手住宅物業銷售條例》第8條計算得出的。
2. 在構成住宅物業的一部分的範圍內的每一露台、工作平台及陽台(如有)之樓面面積是按《一手住宅物業銷售條例》第8條計算得出的。
3. 其他指明項目的面積(不計算入實用面積)是按《一手住宅物業銷售條例》附表2第2部計算得出的。

備註 :

1. 以平方呎列出的面積由以平方米列出的面積以1平方米=10.764平方呎換算，並以四捨五入至整數。
2. 不設4樓、13樓、14樓、24樓及34樓。
3. 不設A4、B4、C4及D4單位。

AREA OF RESIDENTIAL PROPERTIES IN THE DEVELOPMENT

發展項目中的住宅物業的面積

Description of Residential Property 物業的描述			Saleable Area (including balcony, utility platform and verandah, if any) sq. metre (sq. ft.) 實用面積 (包括露台、工作平台及陽台 (如有)) 平方米 (平方呎)	Area of other specified items (Not included in the Saleable Area) sq. metre (sq. ft.) 其他指明項目的面積 (不計算入實用面積) 平方米 (平方呎)									
Tower 座數	Floor 樓層	Flat 單位		Air-conditioning plant room 空調機房	Bay window 窗台	Cockloft 閣樓	Flat roof 平台	Garden 花園	Parking space 停車位	Roof 天台	Stairhood 梯屋	Terrace 前庭	Yard 庭院
Tower 1 第1座	2/F 2樓	B1	24.695 (266) Balcony 露台 : - (-) Utility Platform 工作平台 : - (-) Verandah 陽台 : - (-)	-	-	-	3.095 (33)	-	-	-	-	-	-
		B2	27.715 (298) Balcony 露台 : - (-) Utility Platform 工作平台 : - (-) Verandah 陽台 : - (-)	-	-	-	7.229 (78)	-	-	-	-	-	-
		B3	16.987 (183) Balcony 露台 : - (-) Utility Platform 工作平台 : - (-) Verandah 陽台 : - (-)	-	-	-	1.739 (19)	-	-	-	-	-	-
		B5	17.992 (194) Balcony 露台 : - (-) Utility Platform 工作平台 : - (-) Verandah 陽台 : - (-)	-	-	-	1.701 (18)	-	-	-	-	-	-
		B6	17.992 (194) Balcony 露台 : - (-) Utility Platform 工作平台 : - (-) Verandah 陽台 : - (-)	-	-	-	1.701 (18)	-	-	-	-	-	-
		B7	16.982 (183) Balcony 露台 : - (-) Utility Platform 工作平台 : - (-) Verandah 陽台 : - (-)	-	-	-	1.625 (17)	-	-	-	-	-	-
		B8	37.886 (408) Balcony 露台 : - (-) Utility Platform 工作平台 : 1.5 (16) Verandah 陽台 : - (-)	-	-	-	5.598 (60)	-	-	-	-	-	-
		B9	25.747 (277) Balcony 露台 : - (-) Utility Platform 工作平台 : - (-) Verandah 陽台 : - (-)	-	-	-	4.666 (50)	-	-	-	-	-	-

1. The saleable area of the residential property is calculated in accordance with Section 8 of the Residential Properties (First-hand Sales) Ordinance.
2. The floor area of every balcony, utility platform and verandah, if any, to the extent that it forms part of the residential property is calculated in accordance with Section 8 of the Residential Properties (First-hand Sales) Ordinance.
3. The areas of other specified items (not included in the saleable area) are calculated in accordance with Part 2 of Schedule 2 to the Residential Properties (First-hand Sales) Ordinance.

Remarks :

1. The areas in square feet have been converted from square metres based on a conversion rate of 1 square metre = 10.764 square feet and rounded off to the nearest integer.
2. 4/F, 13/F, 14/F, 24/F and 34/F are omitted.
3. No designation of Flat A4, B4, C4 and D4.

1. 住宅物業的實用面積是按《一手住宅物業銷售條例》第8條計算得出的。
2. 在構成住宅物業的一部分的範圍內的每一露台、工作平台及陽台(如有)之樓面面積是按《一手住宅物業銷售條例》第8條計算得出的。
3. 其他指明項目的面積(不計算入實用面積)是按《一手住宅物業銷售條例》附表2第2部計算得出的。

備註：

1. 以平方呎列出的面積由以平方米列出的面積以1平方米=10.764平方呎換算，並以四捨五入至整數。
2. 不設4樓、13樓、14樓、24樓及34樓。
3. 不設A4、B4、C4及D4單位。

AREA OF RESIDENTIAL PROPERTIES IN THE DEVELOPMENT

發展項目中的住宅物業的面積

Description of Residential Property 物業的描述			Saleable Area (including balcony, utility platform and verandah, if any) sq. metre (sq. ft.) 實用面積 (包括露台、工作平台及陽台 (如有)) 平方米 (平方呎)	Area of other specified items (Not included in the Saleable Area) sq. metre (sq. ft.) 其他指明項目的面積 (不計算入實用面積) 平方米 (平方呎)									
Tower 座數	Floor 樓層	Flat 單位		Air-conditioning plant room 空調機房	Bay window 窗台	Cockloft 閣樓	Flat roof 平台	Garden 花園	Parking space 停車位	Roof 天台	Stairhood 梯屋	Terrace 前庭	Yard 庭院
Tower 1 第1座	3/F, 5/F - 12/F, 15/F - 23/F, 25/F - 33/F and 35/F - 36/F 3樓、5樓至12樓、 15樓至23樓、 25樓至33樓及 35樓至36樓	A1	26.756 (288) Balcony 露台 : 2 (22) Utility Platform 工作平台 : - (-) Verandah 陽台 : - (-)	-	-	-	-	-	-	-	-	-	-
		A2	29.777 (321) Balcony 露台 : 2 (22) Utility Platform 工作平台 : - (-) Verandah 陽台 : - (-)	-	-	-	-	-	-	-	-	-	-
		A3	18.864 (203) Balcony 露台 : 2 (22) Utility Platform 工作平台 : - (-) Verandah 陽台 : - (-)	-	-	-	-	-	-	-	-	-	-
		A5	19.992 (215) Balcony 露台 : 2 (22) Utility Platform 工作平台 : - (-) Verandah 陽台 : - (-)	-	-	-	-	-	-	-	-	-	-
		A6	19.992 (215) Balcony 露台 : 2 (22) Utility Platform 工作平台 : - (-) Verandah 陽台 : - (-)	-	-	-	-	-	-	-	-	-	-
		A7	18.982 (204) Balcony 露台 : 2 (22) Utility Platform 工作平台 : - (-) Verandah 陽台 : - (-)	-	-	-	-	-	-	-	-	-	-
		A8	39.734 (428) Balcony 露台 : 2 (22) Utility Platform 工作平台 : 1.5 (16) Verandah 陽台 : - (-)	-	-	-	-	-	-	-	-	-	-
		A9	27.899 (300) Balcony 露台 : 2 (22) Utility Platform 工作平台 : - (-) Verandah 陽台 : - (-)	-	-	-	-	-	-	-	-	-	-

1. The saleable area of the residential property is calculated in accordance with Section 8 of the Residential Properties (First-hand Sales) Ordinance.
2. The floor area of every balcony, utility platform and verandah, if any, to the extent that it forms part of the residential property is calculated in accordance with Section 8 of the Residential Properties (First-hand Sales) Ordinance.
3. The areas of other specified items (not included in the saleable area) are calculated in accordance with Part 2 of Schedule 2 to the Residential Properties (First-hand Sales) Ordinance.

Remarks :

1. The areas in square feet have been converted from square metres based on a conversion rate of 1 square metre = 10.764 square feet and rounded off to the nearest integer.
2. 4/F, 13/F, 14/F, 24/F and 34/F are omitted.
3. No designation of Flat A4, B4, C4 and D4.

1. 住宅物業的實用面積是按《一手住宅物業銷售條例》第8條計算得出的。
2. 在構成住宅物業的一部分的範圍內的每一露台、工作平台及陽台(如有)之樓面面積是按《一手住宅物業銷售條例》第8條計算得出的。
3. 其他指明項目的面積(不計算入實用面積)是按《一手住宅物業銷售條例》附表2第2部計算得出的。

備註 :

1. 以平方呎列出的面積由以平方米列出的面積以1平方米=10.764平方呎換算，並以四捨五入至整數。
2. 不設4樓、13樓、14樓、24樓及34樓。
3. 不設A4、B4、C4及D4單位。

AREA OF RESIDENTIAL PROPERTIES IN THE DEVELOPMENT

發展項目中的住宅物業的面積

Description of Residential Property 物業的描述			Saleable Area (including balcony, utility platform and verandah, if any) sq. metre (sq. ft.) 實用面積 (包括露台、工作平台及陽台 (如有)) 平方米 (平方呎)	Area of other specified items (Not included in the Saleable Area) sq. metre (sq. ft.) 其他指明項目的面積 (不計算入實用面積) 平方米 (平方呎)									
Tower 座數	Floor 樓層	Flat 單位		Air-conditioning plant room 空調機房	Bay window 窗台	Cockloft 閣樓	Flat roof 平台	Garden 花園	Parking space 停車位	Roof 天台	Stairhood 梯屋	Terrace 前庭	Yard 庭院
Tower 1 第1座	3/F, 5/F - 12/F, 15/F - 23/F, 25/F - 33/F and 35/F - 36/F 3樓、5樓至12樓、 15樓至23樓、 25樓至33樓及 35樓至36樓	B1	26.756 (288) Balcony 露台 : 2 (22) Utility Platform 工作平台 : - (-) Verandah 陽台 : - (-)	-	-	-	-	-	-	-	-	-	-
		B2	29.777 (321) Balcony 露台 : 2 (22) Utility Platform 工作平台 : - (-) Verandah 陽台 : - (-)	-	-	-	-	-	-	-	-	-	-
		B3	18.864 (203) Balcony 露台 : 2 (22) Utility Platform 工作平台 : - (-) Verandah 陽台 : - (-)	-	-	-	-	-	-	-	-	-	-
		B5	19.992 (215) Balcony 露台 : 2 (22) Utility Platform 工作平台 : - (-) Verandah 陽台 : - (-)	-	-	-	-	-	-	-	-	-	-
		B6	19.992 (215) Balcony 露台 : 2 (22) Utility Platform 工作平台 : - (-) Verandah 陽台 : - (-)	-	-	-	-	-	-	-	-	-	-
		B7	18.982 (204) Balcony 露台 : 2 (22) Utility Platform 工作平台 : - (-) Verandah 陽台 : - (-)	-	-	-	-	-	-	-	-	-	-
		B8	39.734 (428) Balcony 露台 : 2 (22) Utility Platform 工作平台 : 1.5 (16) Verandah 陽台 : - (-)	-	-	-	-	-	-	-	-	-	-
		B9	27.899 (300) Balcony 露台 : 2 (22) Utility Platform 工作平台 : - (-) Verandah 陽台 : - (-)	-	-	-	-	-	-	-	-	-	-

1. The saleable area of the residential property is calculated in accordance with Section 8 of the Residential Properties (First-hand Sales) Ordinance.
2. The floor area of every balcony, utility platform and verandah, if any, to the extent that it forms part of the residential property is calculated in accordance with Section 8 of the Residential Properties (First-hand Sales) Ordinance.
3. The areas of other specified items (not included in the saleable area) are calculated in accordance with Part 2 of Schedule 2 to the Residential Properties (First-hand Sales) Ordinance.

Remarks :

1. The areas in square feet have been converted from square metres based on a conversion rate of 1 square metre = 10.764 square feet and rounded off to the nearest integer.
2. 4/F, 13/F, 14/F, 24/F and 34/F are omitted.
3. No designation of Flat A4, B4, C4 and D4.

1. 住宅物業的實用面積是按《一手住宅物業銷售條例》第8條計算得出的。
2. 在構成住宅物業的一部分的範圍內的每一露台、工作平台及陽台(如有)之樓面面積是按《一手住宅物業銷售條例》第8條計算得出的。
3. 其他指明項目的面積(不計算入實用面積)是按《一手住宅物業銷售條例》附表2第2部計算得出的。

備註：

1. 以平方呎列出的面積由以平方米列出的面積以1平方米=10.764平方呎換算，並以四捨五入至整數。
2. 不設4樓、13樓、14樓、24樓及34樓。
3. 不設A4、B4、C4及D4單位。

AREA OF RESIDENTIAL PROPERTIES IN THE DEVELOPMENT

發展項目中的住宅物業的面積

Description of Residential Property 物業的描述			Saleable Area (including balcony, utility platform and verandah, if any) sq. metre (sq. ft.) 實用面積 (包括露台、工作平台及陽台 (如有)) 平方米 (平方呎)	Area of other specified items (Not included in the Saleable Area) sq. metre (sq. ft.) 其他指明項目的面積 (不計算入實用面積) 平方米 (平方呎)									
Tower 座數	Floor 樓層	Flat 單位		Air-conditioning plant room 空調機房	Bay window 窗台	Cockloft 閣樓	Flat roof 平台	Garden 花園	Parking space 停車位	Roof 天台	Stairhood 梯屋	Terrace 前庭	Yard 庭院
Tower 1 第1座	37/F 37樓	A1	26.756 (288) Balcony 露台 : 2 (22) Utility Platform 工作平台 : - (-) Verandah 陽台 : - (-)	-	-	-	-	-	-	-	-	-	-
		A2	29.777 (321) Balcony 露台 : 2 (22) Utility Platform 工作平台 : - (-) Verandah 陽台 : - (-)	-	-	-	-	-	-	-	-	-	-
		A3	18.864 (203) Balcony 露台 : 2 (22) Utility Platform 工作平台 : - (-) Verandah 陽台 : - (-)	-	-	-	-	-	-	-	-	-	-
		A5	20.052 (216) Balcony 露台 : 2 (22) Utility Platform 工作平台 : - (-) Verandah 陽台 : - (-)	-	-	-	-	-	-	-	-	-	-
		A6	80.495 (866) Balcony 露台 : 2 (22) Utility Platform 工作平台 : - (-) Verandah 陽台 : - (-)	-	-	-	23.576 (254)	-	-	-	-	-	-
		B1	26.756 (288) Balcony 露台 : 2 (22) Utility Platform 工作平台 : - (-) Verandah 陽台 : - (-)	-	-	-	-	-	-	-	-	-	-
		B2	29.777 (321) Balcony 露台 : 2 (22) Utility Platform 工作平台 : - (-) Verandah 陽台 : - (-)	-	-	-	-	-	-	-	-	-	-
		B3	18.864 (203) Balcony 露台 : 2 (22) Utility Platform 工作平台 : - (-) Verandah 陽台 : - (-)	-	-	-	-	-	-	-	-	-	-
		B5	20.052 (216) Balcony 露台 : 2 (22) Utility Platform 工作平台 : - (-) Verandah 陽台 : - (-)	-	-	-	-	-	-	-	-	-	-
		B6	77.945 (839) Balcony 露台 : 2 (22) Utility Platform 工作平台 : - (-) Verandah 陽台 : - (-)	-	-	-	23.576 (254)	-	-	-	-	-	-

1. The saleable area of the residential property is calculated in accordance with Section 8 of the Residential Properties (First-hand Sales) Ordinance.
2. The floor area of every balcony, utility platform and verandah, if any, to the extent that it forms part of the residential property is calculated in accordance with Section 8 of the Residential Properties (First-hand Sales) Ordinance.
3. The areas of other specified items (not included in the saleable area) are calculated in accordance with Part 2 of Schedule 2 to the Residential Properties (First-hand Sales) Ordinance.

Remarks :

1. The areas in square feet have been converted from square metres based on a conversion rate of 1 square metre = 10.764 square feet and rounded off to the nearest integer.
2. 4/F, 13/F, 14/F, 24/F and 34/F are omitted.
3. No designation of Flat A4, B4, C4 and D4.

1. 住宅物業的實用面積是按《一手住宅物業銷售條例》第8條計算得出的。
2. 在構成住宅物業的一部分的範圍內的每一露台、工作平台及陽台(如有)之樓面面積是按《一手住宅物業銷售條例》第8條計算得出的。
3. 其他指明項目的面積(不計算入實用面積)是按《一手住宅物業銷售條例》附表2第2部計算得出的。

備註 :

1. 以平方呎列出的面積由以平方米列出的面積以1平方米=10.764平方呎換算，並以四捨五入至整數。
2. 不設4樓、13樓、14樓、24樓及34樓。
3. 不設A4、B4、C4及D4單位。

AREA OF RESIDENTIAL PROPERTIES IN THE DEVELOPMENT

發展項目中的住宅物業的面積

Description of Residential Property 物業的描述			Saleable Area (including balcony, utility platform and verandah, if any) sq. metre (sq. ft.) 實用面積 (包括露台、工作平台及陽台 (如有)) 平方米 (平方呎)	Area of other specified items (Not included in the Saleable Area) sq. metre (sq. ft.) 其他指明項目的面積 (不計算入實用面積) 平方米 (平方呎)									
Tower 座數	Floor 樓層	Flat 單位		Air-conditioning plant room 空調機房	Bay window 窗台	Cockloft 閣樓	Flat roof 平台	Garden 花園	Parking space 停車位	Roof 天台	Stairhood 梯屋	Terrace 前庭	Yard 庭院
Tower 1 第1座	38/F 38樓	A1	26.756 (288) Balcony 露台 : 2 (22) Utility Platform 工作平台 : - (-) Verandah 陽台 : - (-)	-	-	-	-	-	-	-	-	-	-
		A2	29.777 (321) Balcony 露台 : 2 (22) Utility Platform 工作平台 : - (-) Verandah 陽台 : - (-)	-	-	-	-	-	-	-	-	-	-
		A3	18.864 (203) Balcony 露台 : 2 (22) Utility Platform 工作平台 : - (-) Verandah 陽台 : - (-)	-	-	-	-	-	-	-	-	-	-
		A5	20.052 (216) Balcony 露台 : 2 (22) Utility Platform 工作平台 : - (-) Verandah 陽台 : - (-)	-	-	-	-	-	-	-	-	-	-
		A6	80.455 (866) Balcony 露台 : 2 (22) Utility Platform 工作平台 : - (-) Verandah 陽台 : - (-)	-	-	-	-	-	-	27.670 (298)	-	-	-
		B1	26.756 (288) Balcony 露台 : 2 (22) Utility Platform 工作平台 : - (-) Verandah 陽台 : - (-)	-	-	-	-	-	-	-	-	-	-
		B2	29.777 (321) Balcony 露台 : 2 (22) Utility Platform 工作平台 : - (-) Verandah 陽台 : - (-)	-	-	-	-	-	-	-	-	-	-
		B3	18.864 (203) Balcony 露台 : 2 (22) Utility Platform 工作平台 : - (-) Verandah 陽台 : - (-)	-	-	-	-	-	-	-	-	-	-
		B5	20.052 (216) Balcony 露台 : 2 (22) Utility Platform 工作平台 : - (-) Verandah 陽台 : - (-)	-	-	-	-	-	-	-	-	-	-
		B6	77.905 (839) Balcony 露台 : 2 (22) Utility Platform 工作平台 : - (-) Verandah 陽台 : - (-)	-	-	-	-	-	-	27.674 (298)	-	-	-

1. The saleable area of the residential property is calculated in accordance with Section 8 of the Residential Properties (First-hand Sales) Ordinance.
2. The floor area of every balcony, utility platform and verandah, if any, to the extent that it forms part of the residential property is calculated in accordance with Section 8 of the Residential Properties (First-hand Sales) Ordinance.
3. The areas of other specified items (not included in the saleable area) are calculated in accordance with Part 2 of Schedule 2 to the Residential Properties (First-hand Sales) Ordinance.

Remarks :

1. The areas in square feet have been converted from square metres based on a conversion rate of 1 square metre = 10.764 square feet and rounded off to the nearest integer.
2. 4/F, 13/F, 14/F, 24/F and 34/F are omitted.
3. No designation of Flat A4, B4, C4 and D4.

1. 住宅物業的實用面積是按《一手住宅物業銷售條例》第8條計算得出的。
2. 在構成住宅物業的一部分的範圍內的每一露台、工作平台及陽台(如有)之樓面面積是按《一手住宅物業銷售條例》第8條計算得出的。
3. 其他指明項目的面積(不計算入實用面積)是按《一手住宅物業銷售條例》附表2第2部計算得出的。

備註 :

1. 以平方呎列出的面積由以平方米列出的面積以1平方米=10.764平方呎換算，並以四捨五入至整數。
2. 不設4樓、13樓、14樓、24樓及34樓。
3. 不設A4、B4、C4及D4單位。

AREA OF RESIDENTIAL PROPERTIES IN THE DEVELOPMENT

發展項目中的住宅物業的面積

Description of Residential Property 物業的描述			Saleable Area (including balcony, utility platform and verandah, if any) sq. metre (sq. ft.) 實用面積 (包括露台、工作平台及陽台 (如有)) 平方米 (平方呎)	Area of other specified items (Not included in the Saleable Area) sq. metre (sq. ft.) 其他指明項目的面積 (不計算入實用面積) 平方米 (平方呎)									
Tower 座數	Floor 樓層	Flat 單位		Air-conditioning plant room 空調機房	Bay window 窗台	Cockloft 閣樓	Flat roof 平台	Garden 花園	Parking space 停車位	Roof 天台	Stairhood 梯屋	Terrace 前庭	Yard 庭院
Tower 2 第2座	1/F 1樓	A1	26.698 (287) Balcony 露台 : 2 (22) Utility Platform 工作平台 : - (-) Verandah 陽台 : - (-)	-	-	-	-	-	-	-	-	-	-
		A2	26.051 (280) Balcony 露台 : 2 (22) Utility Platform 工作平台 : - (-) Verandah 陽台 : - (-)	-	-	-	-	-	-	-	-	-	-
		A3	26.390 (284) Balcony 露台 : 2 (22) Utility Platform 工作平台 : - (-) Verandah 陽台 : - (-)	-	-	-	-	-	-	-	-	-	-
		A5	26.261 (283) Balcony 露台 : 2 (22) Utility Platform 工作平台 : - (-) Verandah 陽台 : - (-)	-	-	-	-	-	-	-	-	-	-
		A6	26.261 (283) Balcony 露台 : 2 (22) Utility Platform 工作平台 : - (-) Verandah 陽台 : - (-)	-	-	-	-	-	-	-	-	-	-
		A7	26.812 (289) Balcony 露台 : 2 (22) Utility Platform 工作平台 : - (-) Verandah 陽台 : - (-)	-	-	-	-	-	-	-	-	-	-
		A8	35.723 (385) Balcony 露台 : - (-) Utility Platform 工作平台 : 1.5 (16) Verandah 陽台 : - (-)	-	-	-	24.462 (263)	-	-	-	-	-	-
		B1	24.637 (265) Balcony 露台 : - (-) Utility Platform 工作平台 : - (-) Verandah 陽台 : - (-)	-	-	-	3.959 (43)	-	-	-	-	-	-
		B2	24.018 (259) Balcony 露台 : - (-) Utility Platform 工作平台 : - (-) Verandah 陽台 : - (-)	-	-	-	3.923 (42)	-	-	-	-	-	-
		B3	24.357 (262) Balcony 露台 : - (-) Utility Platform 工作平台 : - (-) Verandah 陽台 : - (-)	-	-	-	3.970 (43)	-	-	-	-	-	-
		B5	24.745 (266) Balcony 露台 : - (-) Utility Platform 工作平台 : - (-) Verandah 陽台 : - (-)	-	-	-	5.329 (57)	-	-	-	-	-	-

1. The saleable area of the residential property is calculated in accordance with Section 8 of the Residential Properties (First-hand Sales) Ordinance.
2. The floor area of every balcony, utility platform and verandah, if any, to the extent that it forms part of the residential property is calculated in accordance with Section 8 of the Residential Properties (First-hand Sales) Ordinance.
3. The areas of other specified items (not included in the saleable area) are calculated in accordance with Part 2 of Schedule 2 to the Residential Properties (First-hand Sales) Ordinance.

Remarks :

1. The areas in square feet have been converted from square metres based on a conversion rate of 1 square metre = 10.764 square feet and rounded off to the nearest integer.
2. 4/F, 13/F, 14/F, 24/F and 34/F are omitted.
3. No designation of Flat A4, B4, C4 and D4.

1. 住宅物業的實用面積是按《一手住宅物業銷售條例》第8條計算得出的。
2. 在構成住宅物業的一部分的範圍內的每一露台、工作平台及陽台(如有)之樓面面積是按《一手住宅物業銷售條例》第8條計算得出的。
3. 其他指明項目的面積(不計算入實用面積)是按《一手住宅物業銷售條例》附表2第2部計算得出的。

備註 :

1. 以平方呎列出的面積由以平方米列出的面積以1平方米=10.764平方呎換算，並以四捨五入至整數。
2. 不設4樓、13樓、14樓、24樓及34樓。
3. 不設A4、B4、C4及D4單位。

AREA OF RESIDENTIAL PROPERTIES IN THE DEVELOPMENT

發展項目中的住宅物業的面積

Description of Residential Property 物業的描述			Saleable Area (including balcony, utility platform and verandah, if any) sq. metre (sq. ft.) 實用面積 (包括露台、工作平台及陽台 (如有)) 平方米 (平方呎)	Area of other specified items (Not included in the Saleable Area) sq. metre (sq. ft.) 其他指明項目的面積 (不計算入實用面積) 平方米 (平方呎)									
Tower 座數	Floor 樓層	Flat 單位		Air-conditioning plant room 空調機房	Bay window 窗台	Cockloft 閣樓	Flat roof 平台	Garden 花園	Parking space 停車位	Roof 天台	Stairhood 梯屋	Terrace 前庭	Yard 庭院
Tower 2 第2座	1/F 1樓	B6	25.165 (271) Balcony 露台 : - (-) Utility Platform 工作平台 : - (-) Verandah 陽台 : - (-)	-	-	-	5.333 (57)	-	-	-	-	-	-
		B7	25.833 (278) Balcony 露台 : - (-) Utility Platform 工作平台 : - (-) Verandah 陽台 : - (-)	-	-	-	23.590 (254)	-	-	-	-	-	-
		C1	20.725 (223) Balcony 露台 : - (-) Utility Platform 工作平台 : - (-) Verandah 陽台 : - (-)	-	-	-	6.669 (72)	-	-	-	-	-	-
		C2	18.668 (201) Balcony 露台 : - (-) Utility Platform 工作平台 : - (-) Verandah 陽台 : - (-)	-	-	-	3.424 (37)	-	-	-	-	-	-
		C3	18.198 (196) Balcony 露台 : - (-) Utility Platform 工作平台 : - (-) Verandah 陽台 : - (-)	-	-	-	3.424 (37)	-	-	-	-	-	-
		C5	18.596 (200) Balcony 露台 : - (-) Utility Platform 工作平台 : - (-) Verandah 陽台 : - (-)	-	-	-	3.461 (37)	-	-	-	-	-	-
		C6	24.018 (259) Balcony 露台 : - (-) Utility Platform 工作平台 : - (-) Verandah 陽台 : - (-)	-	-	-	4.864 (52)	-	-	-	-	-	-
		C7	24.018 (259) Balcony 露台 : - (-) Utility Platform 工作平台 : - (-) Verandah 陽台 : - (-)	-	-	-	4.814 (52)	-	-	-	-	-	-
		C8	24.357 (262) Balcony 露台 : - (-) Utility Platform 工作平台 : - (-) Verandah 陽台 : - (-)	-	-	-	4.878 (53)	-	-	-	-	-	-
		C9	24.228 (261) Balcony 露台 : - (-) Utility Platform 工作平台 : - (-) Verandah 陽台 : - (-)	-	-	-	3.322 (36)	-	-	-	-	-	-
		C10	24.623 (265) Balcony 露台 : - (-) Utility Platform 工作平台 : - (-) Verandah 陽台 : - (-)	-	-	-	3.486 (38)	-	-	-	-	-	-

1. The saleable area of the residential property is calculated in accordance with Section 8 of the Residential Properties (First-hand Sales) Ordinance.
2. The floor area of every balcony, utility platform and verandah, if any, to the extent that it forms part of the residential property is calculated in accordance with Section 8 of the Residential Properties (First-hand Sales) Ordinance.
3. The areas of other specified items (not included in the saleable area) are calculated in accordance with Part 2 of Schedule 2 to the Residential Properties (First-hand Sales) Ordinance.

Remarks :

1. The areas in square feet have been converted from square metres based on a conversion rate of 1 square metre = 10.764 square feet and rounded off to the nearest integer.
2. 4/F, 13/F, 14/F, 24/F and 34/F are omitted.
3. No designation of Flat A4, B4, C4 and D4.

1. 住宅物業的實用面積是按《一手住宅物業銷售條例》第8條計算得出的。
2. 在構成住宅物業的一部分的範圍內的每一露台、工作平台及陽台(如有)之樓面面積是按《一手住宅物業銷售條例》第8條計算得出的。
3. 其他指明項目的面積(不計算入實用面積)是按《一手住宅物業銷售條例》附表2第2部計算得出的。

備註 :

1. 以平方呎列出的面積由以平方米列出的面積以1平方米=10.764平方呎換算，並以四捨五入至整數。
2. 不設4樓、13樓、14樓、24樓及34樓。
3. 不設A4、B4、C4及D4單位。

AREA OF RESIDENTIAL PROPERTIES IN THE DEVELOPMENT

發展項目中的住宅物業的面積

Description of Residential Property 物業的描述			Saleable Area (including balcony, utility platform and verandah, if any) sq. metre (sq. ft.) 實用面積 (包括露台、工作平台及陽台 (如有)) 平方米 (平方呎)	Area of other specified items (Not included in the Saleable Area) sq. metre (sq. ft.) 其他指明項目的面積 (不計算入實用面積) 平方米 (平方呎)									
Tower 座數	Floor 樓層	Flat 單位		Air-conditioning plant room 空調機房	Bay window 窗台	Cockloft 閣樓	Flat roof 平台	Garden 花園	Parking space 停車位	Roof 天台	Stairhood 梯屋	Terrace 前庭	Yard 庭院
Tower 2 第2座	1/F 1樓	C11	26.957 (290) Balcony 露台 : 2 (22) Utility Platform 工作平台 : - (-) Verandah 陽台 : - (-)	-	-	-	-	-	-	-	-	-	-
		C12	27.699 (298) Balcony 露台 : 2 (22) Utility Platform 工作平台 : - (-) Verandah 陽台 : - (-)	-	-	-	-	-	-	-	-	-	-
		D1	26.646 (287) Balcony 露台 : 2 (22) Utility Platform 工作平台 : - (-) Verandah 陽台 : - (-)	-	-	-	-	-	-	-	-	-	-
		D2	26.051 (280) Balcony 露台 : 2 (22) Utility Platform 工作平台 : - (-) Verandah 陽台 : - (-)	-	-	-	-	-	-	-	-	-	-
		D3	26.390 (284) Balcony 露台 : 2 (22) Utility Platform 工作平台 : - (-) Verandah 陽台 : - (-)	-	-	-	-	-	-	-	-	-	-
		D5	26.261 (283) Balcony 露台 : 2 (22) Utility Platform 工作平台 : - (-) Verandah 陽台 : - (-)	-	-	-	-	-	-	-	-	-	-
		D6	26.261 (283) Balcony 露台 : 2 (22) Utility Platform 工作平台 : - (-) Verandah 陽台 : - (-)	-	-	-	-	-	-	-	-	-	-
		D7	26.520 (285) Balcony 露台 : 2 (22) Utility Platform 工作平台 : - (-) Verandah 陽台 : - (-)	-	-	-	-	-	-	-	-	-	-
		D8	26.916 (290) Balcony 露台 : 2 (22) Utility Platform 工作平台 : - (-) Verandah 陽台 : - (-)	-	-	-	-	-	-	-	-	-	-
		D9	35.364 (381) Balcony 露台 : - (-) Utility Platform 工作平台 : 1.5 (16) Verandah 陽台 : - (-)	-	-	-	9.782 (105)	-	-	-	-	-	-

1. The saleable area of the residential property is calculated in accordance with Section 8 of the Residential Properties (First-hand Sales) Ordinance.
2. The floor area of every balcony, utility platform and verandah, if any, to the extent that it forms part of the residential property is calculated in accordance with Section 8 of the Residential Properties (First-hand Sales) Ordinance.
3. The areas of other specified items (not included in the saleable area) are calculated in accordance with Part 2 of Schedule 2 to the Residential Properties (First-hand Sales) Ordinance.

Remarks :

1. The areas in square feet have been converted from square metres based on a conversion rate of 1 square metre = 10.764 square feet and rounded off to the nearest integer.
2. 4/F, 13/F, 14/F, 24/F and 34/F are omitted.
3. No designation of Flat A4, B4, C4 and D4.

1. 住宅物業的實用面積是按《一手住宅物業銷售條例》第8條計算得出的。
2. 在構成住宅物業的一部分的範圍內的每一露台、工作平台及陽台(如有)之樓面面積是按《一手住宅物業銷售條例》第8條計算得出的。
3. 其他指明項目的面積(不計算入實用面積)是按《一手住宅物業銷售條例》附表2第2部計算得出的。

備註 :

1. 以平方呎列出的面積由以平方米列出的面積以1平方米=10.764平方呎換算，並以四捨五入至整數。
2. 不設4樓、13樓、14樓、24樓及34樓。
3. 不設A4、B4、C4及D4單位。

AREA OF RESIDENTIAL PROPERTIES IN THE DEVELOPMENT

發展項目中的住宅物業的面積

Description of Residential Property 物業的描述			Saleable Area (including balcony, utility platform and verandah, if any) sq. metre (sq. ft.) 實用面積 (包括露台、工作平台及陽台 (如有)) 平方米 (平方呎)	Area of other specified items (Not included in the Saleable Area) sq. metre (sq. ft.) 其他指明項目的面積 (不計算入實用面積) 平方米 (平方呎)									
Tower 座數	Floor 樓層	Flat 單位		Air-conditioning plant room 空調機房	Bay window 窗台	Cockloft 閣樓	Flat roof 平台	Garden 花園	Parking space 停車位	Roof 天台	Stairhood 梯屋	Terrace 前庭	Yard 庭院
Tower 2 第2座	2/F - 3/F, 5/F - 12/F, 15/F - 23/F, 25/F - 33/F and 35/F - 37/F 2樓至3樓、 5樓至12樓、 15樓至23樓、 25樓至33樓及 35樓至37樓	A1	26.698 (287) Balcony 露台 : 2 (22) Utility Platform 工作平台 : - (-) Verandah 陽台 : - (-)	-	-	-	-	-	-	-	-	-	-
		A2	26.051 (280) Balcony 露台 : 2 (22) Utility Platform 工作平台 : - (-) Verandah 陽台 : - (-)	-	-	-	-	-	-	-	-	-	-
		A3	26.390 (284) Balcony 露台 : 2 (22) Utility Platform 工作平台 : - (-) Verandah 陽台 : - (-)	-	-	-	-	-	-	-	-	-	-
		A5	26.261 (283) Balcony 露台 : 2 (22) Utility Platform 工作平台 : - (-) Verandah 陽台 : - (-)	-	-	-	-	-	-	-	-	-	-
		A6	26.261 (283) Balcony 露台 : 2 (22) Utility Platform 工作平台 : - (-) Verandah 陽台 : - (-)	-	-	-	-	-	-	-	-	-	-
		A7	26.812 (289) Balcony 露台 : 2 (22) Utility Platform 工作平台 : - (-) Verandah 陽台 : - (-)	-	-	-	-	-	-	-	-	-	-
		A8	37.723 (406) Balcony 露台 : 2 (22) Utility Platform 工作平台 : 1.5 (16) Verandah 陽台 : - (-)	-	-	-	-	-	-	-	-	-	-
		B1	26.670 (287) Balcony 露台 : 2 (22) Utility Platform 工作平台 : - (-) Verandah 陽台 : - (-)	-	-	-	-	-	-	-	-	-	-
		B2	26.051 (280) Balcony 露台 : 2 (22) Utility Platform 工作平台 : - (-) Verandah 陽台 : - (-)	-	-	-	-	-	-	-	-	-	-
		B3	26.390 (284) Balcony 露台 : 2 (22) Utility Platform 工作平台 : - (-) Verandah 陽台 : - (-)	-	-	-	-	-	-	-	-	-	-
		B5	26.778 (288) Balcony 露台 : 2 (22) Utility Platform 工作平台 : - (-) Verandah 陽台 : - (-)	-	-	-	-	-	-	-	-	-	-

1. The saleable area of the residential property is calculated in accordance with Section 8 of the Residential Properties (First-hand Sales) Ordinance.
2. The floor area of every balcony, utility platform and verandah, if any, to the extent that it forms part of the residential property is calculated in accordance with Section 8 of the Residential Properties (First-hand Sales) Ordinance.
3. The areas of other specified items (not included in the saleable area) are calculated in accordance with Part 2 of Schedule 2 to the Residential Properties (First-hand Sales) Ordinance.

Remarks :

1. The areas in square feet have been converted from square metres based on a conversion rate of 1 square metre = 10.764 square feet and rounded off to the nearest integer.
2. 4/F, 13/F, 14/F, 24/F and 34/F are omitted.
3. No designation of Flat A4, B4, C4 and D4.

1. 住宅物業的實用面積是按《一手住宅物業銷售條例》第8條計算得出的。
2. 在構成住宅物業的一部分的範圍內的每一露台、工作平台及陽台(如有)之樓面面積是按《一手住宅物業銷售條例》第8條計算得出的。
3. 其他指明項目的面積(不計算入實用面積)是按《一手住宅物業銷售條例》附表2第2部計算得出的。

備註 :

1. 以平方呎列出的面積由以平方米列出的面積以1平方米=10.764平方呎換算，並以四捨五入至整數。
2. 不設4樓、13樓、14樓、24樓及34樓。
3. 不設A4、B4、C4及D4單位。

AREA OF RESIDENTIAL PROPERTIES IN THE DEVELOPMENT

發展項目中的住宅物業的面積

Description of Residential Property 物業的描述			Saleable Area (including balcony, utility platform and verandah, if any) sq. metre (sq. ft.) 實用面積 (包括露台、工作平台及陽台 (如有)) 平方米 (平方呎)	Area of other specified items (Not included in the Saleable Area) sq. metre (sq. ft.) 其他指明項目的面積 (不計算入實用面積) 平方米 (平方呎)									
Tower 座數	Floor 樓層	Flat 單位		Air-conditioning plant room 空調機房	Bay window 窗台	Cockloft 閣樓	Flat roof 平台	Garden 花園	Parking space 停車位	Roof 天台	Stairhood 梯屋	Terrace 前庭	Yard 庭院
Tower 2 第2座	2/F - 3/F, 5/F - 12/F, 15/F - 23/F, 25/F - 33/F and 35/F - 37/F 2樓至3樓、 5樓至12樓、 15樓至23樓、 25樓至33樓及 35樓至37樓	B6	27.198 (293) Balcony 露台 : 2 (22) Utility Platform 工作平台 : - (-) Verandah 陽台 : - (-)	-	-	-	-	-	-	-	-	-	-
		B7	27.866 (300) Balcony 露台 : 2 (22) Utility Platform 工作平台 : - (-) Verandah 陽台 : - (-)	-	-	-	-	-	-	-	-	-	-
		C1	22.725 (245) Balcony 露台 : 2 (22) Utility Platform 工作平台 : - (-) Verandah 陽台 : - (-)	-	-	-	-	-	-	-	-	-	-
		C2	20.668 (222) Balcony 露台 : 2 (22) Utility Platform 工作平台 : - (-) Verandah 陽台 : - (-)	-	-	-	-	-	-	-	-	-	-
		C3	20.198 (217) Balcony 露台 : 2 (22) Utility Platform 工作平台 : - (-) Verandah 陽台 : - (-)	-	-	-	-	-	-	-	-	-	-
		C5	20.596 (222) Balcony 露台 : 2 (22) Utility Platform 工作平台 : - (-) Verandah 陽台 : - (-)	-	-	-	-	-	-	-	-	-	-
		C6	26.051 (280) Balcony 露台 : 2 (22) Utility Platform 工作平台 : - (-) Verandah 陽台 : - (-)	-	-	-	-	-	-	-	-	-	-
		C7	26.051 (280) Balcony 露台 : 2 (22) Utility Platform 工作平台 : - (-) Verandah 陽台 : - (-)	-	-	-	-	-	-	-	-	-	-
		C8	26.390 (284) Balcony 露台 : 2 (22) Utility Platform 工作平台 : - (-) Verandah 陽台 : - (-)	-	-	-	-	-	-	-	-	-	-
		C9	26.261 (283) Balcony 露台 : 2 (22) Utility Platform 工作平台 : - (-) Verandah 陽台 : - (-)	-	-	-	-	-	-	-	-	-	-
		C10	26.715 (288) Balcony 露台 : 2 (22) Utility Platform 工作平台 : - (-) Verandah 陽台 : - (-)	-	-	-	-	-	-	-	-	-	-

1. The saleable area of the residential property is calculated in accordance with Section 8 of the Residential Properties (First-hand Sales) Ordinance.
2. The floor area of every balcony, utility platform and verandah, if any, to the extent that it forms part of the residential property is calculated in accordance with Section 8 of the Residential Properties (First-hand Sales) Ordinance.
3. The areas of other specified items (not included in the saleable area) are calculated in accordance with Part 2 of Schedule 2 to the Residential Properties (First-hand Sales) Ordinance.

Remarks :

1. The areas in square feet have been converted from square metres based on a conversion rate of 1 square metre = 10.764 square feet and rounded off to the nearest integer.
2. 4/F, 13/F, 14/F, 24/F and 34/F are omitted.
3. No designation of Flat A4, B4, C4 and D4.

1. 住宅物業的實用面積是按《一手住宅物業銷售條例》第8條計算得出的。
2. 在構成住宅物業的一部分的範圍內的每一露台、工作平台及陽台(如有)之樓面面積是按《一手住宅物業銷售條例》第8條計算得出的。
3. 其他指明項目的面積(不計算入實用面積)是按《一手住宅物業銷售條例》附表2第2部計算得出的。

備註 :

1. 以平方呎列出的面積由以平方米列出的面積以1平方米=10.764平方呎換算，並以四捨五入至整數。
2. 不設4樓、13樓、14樓、24樓及34樓。
3. 不設A4、B4、C4及D4單位。

AREA OF RESIDENTIAL PROPERTIES IN THE DEVELOPMENT

發展項目中的住宅物業的面積

Description of Residential Property 物業的描述			Saleable Area (including balcony, utility platform and verandah, if any) sq. metre (sq. ft.) 實用面積 (包括露台、工作平台及陽台 (如有)) 平方米 (平方呎)	Area of other specified items (Not included in the Saleable Area) sq. metre (sq. ft.) 其他指明項目的面積 (不計算入實用面積) 平方米 (平方呎)									
Tower 座數	Floor 樓層	Flat 單位		Air-conditioning plant room 空調機房	Bay window 窗台	Cockloft 閣樓	Flat roof 平台	Garden 花園	Parking space 停車位	Roof 天台	Stairhood 梯屋	Terrace 前庭	Yard 庭院
Tower 2 第2座	2/F - 3/F, 5/F - 12/F, 15/F - 23/F, 25/F - 33/F and 35/F - 37/F 2樓至3樓、 5樓至12樓、 15樓至23樓、 25樓至33樓及 35樓至37樓	C11	26.957 (290) Balcony 露台 : 2 (22) Utility Platform 工作平台 : - (-) Verandah 陽台 : - (-)	-	-	-	-	-	-	-	-	-	-
		C12	27.699 (298) Balcony 露台 : 2 (22) Utility Platform 工作平台 : - (-) Verandah 陽台 : - (-)	-	-	-	-	-	-	-	-	-	-
		D1	26.646 (287) Balcony 露台 : 2 (22) Utility Platform 工作平台 : - (-) Verandah 陽台 : - (-)	-	-	-	-	-	-	-	-	-	-
		D2	26.051 (280) Balcony 露台 : 2 (22) Utility Platform 工作平台 : - (-) Verandah 陽台 : - (-)	-	-	-	-	-	-	-	-	-	-
		D3	26.390 (284) Balcony 露台 : 2 (22) Utility Platform 工作平台 : - (-) Verandah 陽台 : - (-)	-	-	-	-	-	-	-	-	-	-
		D5	26.261 (283) Balcony 露台 : 2 (22) Utility Platform 工作平台 : - (-) Verandah 陽台 : - (-)	-	-	-	-	-	-	-	-	-	-
		D6	26.261 (283) Balcony 露台 : 2 (22) Utility Platform 工作平台 : - (-) Verandah 陽台 : - (-)	-	-	-	-	-	-	-	-	-	-
		D7	26.520 (285) Balcony 露台 : 2 (22) Utility Platform 工作平台 : - (-) Verandah 陽台 : - (-)	-	-	-	-	-	-	-	-	-	-
		D8	26.916 (290) Balcony 露台 : 2 (22) Utility Platform 工作平台 : - (-) Verandah 陽台 : - (-)	-	-	-	-	-	-	-	-	-	-
		D9	37.364 (402) Balcony 露台 : 2 (22) Utility Platform 工作平台 : 1.5 (16) Verandah 陽台 : - (-)	-	-	-	-	-	-	-	-	-	-

1. The saleable area of the residential property is calculated in accordance with Section 8 of the Residential Properties (First-hand Sales) Ordinance.
2. The floor area of every balcony, utility platform and verandah, if any, to the extent that it forms part of the residential property is calculated in accordance with Section 8 of the Residential Properties (First-hand Sales) Ordinance.
3. The areas of other specified items (not included in the saleable area) are calculated in accordance with Part 2 of Schedule 2 to the Residential Properties (First-hand Sales) Ordinance.

Remarks :

1. The areas in square feet have been converted from square metres based on a conversion rate of 1 square metre = 10.764 square feet and rounded off to the nearest integer.
2. 4/F, 13/F, 14/F, 24/F and 34/F are omitted.
3. No designation of Flat A4, B4, C4 and D4.

1. 住宅物業的實用面積是按《一手住宅物業銷售條例》第8條計算得出的。
2. 在構成住宅物業的一部分的範圍內的每一露台、工作平台及陽台(如有)之樓面面積是按《一手住宅物業銷售條例》第8條計算得出的。
3. 其他指明項目的面積(不計算入實用面積)是按《一手住宅物業銷售條例》附表2第2部計算得出的。

備註 :

1. 以平方呎列出的面積由以平方米列出的面積以1平方米=10.764平方呎換算，並以四捨五入至整數。
2. 不設4樓、13樓、14樓、24樓及34樓。
3. 不設A4、B4、C4及D4單位。

AREA OF RESIDENTIAL PROPERTIES IN THE DEVELOPMENT

發展項目中的住宅物業的面積

Description of Residential Property 物業的描述			Saleable Area (including balcony, utility platform and verandah, if any) sq. metre (sq. ft.) 實用面積 (包括露台、工作平台及陽台 (如有)) 平方米 (平方呎)	Area of other specified items (Not included in the Saleable Area) sq. metre (sq. ft.) 其他指明項目的面積 (不計算入實用面積) 平方米 (平方呎)									
Tower 座數	Floor 樓層	Flat 單位		Air-conditioning plant room 空調機房	Bay window 窗台	Cockloft 閣樓	Flat roof 平台	Garden 花園	Parking space 停車位	Roof 天台	Stairhood 梯屋	Terrace 前庭	Yard 庭院
Tower 2 第2座	38/F 38樓	A1	26.698 (287) Balcony 露台 : 2 (22) Utility Platform 工作平台 : - (-) Verandah 陽台 : - (-)	-	-	-	-	-	-	-	-	-	-
		A2	26.051 (280) Balcony 露台 : 2 (22) Utility Platform 工作平台 : - (-) Verandah 陽台 : - (-)	-	-	-	-	-	-	-	-	-	-
		A3	26.390 (284) Balcony 露台 : 2 (22) Utility Platform 工作平台 : - (-) Verandah 陽台 : - (-)	-	-	-	-	-	-	-	-	-	-
		A5	26.261 (283) Balcony 露台 : 2 (22) Utility Platform 工作平台 : - (-) Verandah 陽台 : - (-)	-	-	-	-	-	-	-	-	-	-
		A6	26.261 (283) Balcony 露台 : 2 (22) Utility Platform 工作平台 : - (-) Verandah 陽台 : - (-)	-	-	-	-	-	-	7.792 (84)	-	-	-
		A7	26.812 (289) Balcony 露台 : 2 (22) Utility Platform 工作平台 : - (-) Verandah 陽台 : - (-)	-	-	-	-	-	-	8.462 (91)	-	-	-
		A8	37.723 (406) Balcony 露台 : 2 (22) Utility Platform 工作平台 : 1.5 (16) Verandah 陽台 : - (-)	-	-	-	-	-	-	14.232 (153)	-	-	-
		B1	26.670 (287) Balcony 露台 : 2 (22) Utility Platform 工作平台 : - (-) Verandah 陽台 : - (-)	-	-	-	-	-	-	-	-	-	-
		B2	26.051 (280) Balcony 露台 : 2 (22) Utility Platform 工作平台 : - (-) Verandah 陽台 : - (-)	-	-	-	-	-	-	-	-	-	-
		B3	26.390 (284) Balcony 露台 : 2 (22) Utility Platform 工作平台 : - (-) Verandah 陽台 : - (-)	-	-	-	-	-	-	-	-	-	-
		B5	26.778 (288) Balcony 露台 : 2 (22) Utility Platform 工作平台 : - (-) Verandah 陽台 : - (-)	-	-	-	-	-	-	-	-	-	-

1. The saleable area of the residential property is calculated in accordance with Section 8 of the Residential Properties (First-hand Sales) Ordinance.
2. The floor area of every balcony, utility platform and verandah, if any, to the extent that it forms part of the residential property is calculated in accordance with Section 8 of the Residential Properties (First-hand Sales) Ordinance.
3. The areas of other specified items (not included in the saleable area) are calculated in accordance with Part 2 of Schedule 2 to the Residential Properties (First-hand Sales) Ordinance.

Remarks :

1. The areas in square feet have been converted from square metres based on a conversion rate of 1 square metre = 10.764 square feet and rounded off to the nearest integer.
2. 4/F, 13/F, 14/F, 24/F and 34/F are omitted.
3. No designation of Flat A4, B4, C4 and D4.

1. 住宅物業的實用面積是按《一手住宅物業銷售條例》第8條計算得出的。
2. 在構成住宅物業的一部分的範圍內的每一露台、工作平台及陽台(如有)之樓面面積是按《一手住宅物業銷售條例》第8條計算得出的。
3. 其他指明項目的面積(不計算入實用面積)是按《一手住宅物業銷售條例》附表2第2部計算得出的。

備註 :

1. 以平方呎列出的面積由以平方米列出的面積以1平方米=10.764平方呎換算，並以四捨五入至整數。
2. 不設4樓、13樓、14樓、24樓及34樓。
3. 不設A4、B4、C4及D4單位。

AREA OF RESIDENTIAL PROPERTIES IN THE DEVELOPMENT

發展項目中的住宅物業的面積

Description of Residential Property 物業的描述			Saleable Area (including balcony, utility platform and verandah, if any) sq. metre (sq. ft.) 實用面積 (包括露台、工作平台及陽台 (如有)) 平方米 (平方呎)	Area of other specified items (Not included in the Saleable Area) sq. metre (sq. ft.) 其他指明項目的面積 (不計算入實用面積) 平方米 (平方呎)									
Tower 座數	Floor 樓層	Flat 單位		Air-conditioning plant room 空調機房	Bay window 窗台	Cockloft 閣樓	Flat roof 平台	Garden 花園	Parking space 停車位	Roof 天台	Stairhood 梯屋	Terrace 前庭	Yard 庭院
Tower 2 第2座	38/F 38樓	B6	27.198 (293) Balcony 露台 : 2 (22) Utility Platform 工作平台 : - (-) Verandah 陽台 : - (-)	-	-	-	-	-	-	7.831 (84)	-	-	-
		B7	27.866 (300) Balcony 露台 : 2 (22) Utility Platform 工作平台 : - (-) Verandah 陽台 : - (-)	-	-	-	-	-	-	16.795 (181)	-	-	-
		C1	22.725 (245) Balcony 露台 : 2 (22) Utility Platform 工作平台 : - (-) Verandah 陽台 : - (-)	-	-	-	-	-	-	-	-	-	-
		C2	20.668 (222) Balcony 露台 : 2 (22) Utility Platform 工作平台 : - (-) Verandah 陽台 : - (-)	-	-	-	-	-	-	-	-	-	-
		C3	20.198 (217) Balcony 露台 : 2 (22) Utility Platform 工作平台 : - (-) Verandah 陽台 : - (-)	-	-	-	-	-	-	-	-	-	-
		C5	20.596 (222) Balcony 露台 : 2 (22) Utility Platform 工作平台 : - (-) Verandah 陽台 : - (-)	-	-	-	-	-	-	-	-	-	-
		C6	26.051 (280) Balcony 露台 : 2 (22) Utility Platform 工作平台 : - (-) Verandah 陽台 : - (-)	-	-	-	-	-	-	-	-	-	-
		C7	26.051 (280) Balcony 露台 : 2 (22) Utility Platform 工作平台 : - (-) Verandah 陽台 : - (-)	-	-	-	-	-	-	-	-	-	-
		C8	26.390 (284) Balcony 露台 : 2 (22) Utility Platform 工作平台 : - (-) Verandah 陽台 : - (-)	-	-	-	-	-	-	-	-	-	-
		C9	26.261 (283) Balcony 露台 : 2 (22) Utility Platform 工作平台 : - (-) Verandah 陽台 : - (-)	-	-	-	-	-	-	-	-	-	-
		C10	26.715 (288) Balcony 露台 : 2 (22) Utility Platform 工作平台 : - (-) Verandah 陽台 : - (-)	-	-	-	-	-	-	-	-	-	-

1. The saleable area of the residential property is calculated in accordance with Section 8 of the Residential Properties (First-hand Sales) Ordinance.
2. The floor area of every balcony, utility platform and verandah, if any, to the extent that it forms part of the residential property is calculated in accordance with Section 8 of the Residential Properties (First-hand Sales) Ordinance.
3. The areas of other specified items (not included in the saleable area) are calculated in accordance with Part 2 of Schedule 2 to the Residential Properties (First-hand Sales) Ordinance.

Remarks :

1. The areas in square feet have been converted from square metres based on a conversion rate of 1 square metre = 10.764 square feet and rounded off to the nearest integer.
2. 4/F, 13/F, 14/F, 24/F and 34/F are omitted.
3. No designation of Flat A4, B4, C4 and D4.

1. 住宅物業的實用面積是按《一手住宅物業銷售條例》第8條計算得出的。
2. 在構成住宅物業的一部分的範圍內的每一露台、工作平台及陽台(如有)之樓面面積是按《一手住宅物業銷售條例》第8條計算得出的。
3. 其他指明項目的面積(不計算入實用面積)是按《一手住宅物業銷售條例》附表2第2部計算得出的。

備註 :

1. 以平方呎列出的面積由以平方米列出的面積以1平方米=10.764平方呎換算，並以四捨五入至整數。
2. 不設4樓、13樓、14樓、24樓及34樓。
3. 不設A4、B4、C4及D4單位。

AREA OF RESIDENTIAL PROPERTIES IN THE DEVELOPMENT

發展項目中的住宅物業的面積

Description of Residential Property 物業的描述			Saleable Area (including balcony, utility platform and verandah, if any) sq. metre (sq. ft.) 實用面積 (包括露台、工作平台及陽台 (如有)) 平方米 (平方呎)	Area of other specified items (Not included in the Saleable Area) sq. metre (sq. ft.) 其他指明項目的面積 (不計算入實用面積) 平方米 (平方呎)									
Tower 座數	Floor 樓層	Flat 單位		Air-conditioning plant room 空調機房	Bay window 窗台	Cockloft 閣樓	Flat roof 平台	Garden 花園	Parking space 停車位	Roof 天台	Stairhood 梯屋	Terrace 前庭	Yard 庭院
Tower 2 第2座	38/F 38樓	C11	26.957 (290) Balcony 露台 : 2 (22) Utility Platform 工作平台 : - (-) Verandah 陽台 : - (-)	-	-	-	-	-	-	8.333 (90)	-	-	-
		C12	27.699 (298) Balcony 露台 : 2 (22) Utility Platform 工作平台 : - (-) Verandah 陽台 : - (-)	-	-	-	-	-	-	10.950 (118)	-	-	-
		D1	26.646 (287) Balcony 露台 : 2 (22) Utility Platform 工作平台 : - (-) Verandah 陽台 : - (-)	-	-	-	-	-	-	-	-	-	-
		D2	26.051 (280) Balcony 露台 : 2 (22) Utility Platform 工作平台 : - (-) Verandah 陽台 : - (-)	-	-	-	-	-	-	-	-	-	-
		D3	26.390 (284) Balcony 露台 : 2 (22) Utility Platform 工作平台 : - (-) Verandah 陽台 : - (-)	-	-	-	-	-	-	-	-	-	-
		D5	26.261 (283) Balcony 露台 : 2 (22) Utility Platform 工作平台 : - (-) Verandah 陽台 : - (-)	-	-	-	-	-	-	-	-	-	-
		D6	26.261 (283) Balcony 露台 : 2 (22) Utility Platform 工作平台 : - (-) Verandah 陽台 : - (-)	-	-	-	-	-	-	-	-	-	-
		D7	26.520 (285) Balcony 露台 : 2 (22) Utility Platform 工作平台 : - (-) Verandah 陽台 : - (-)	-	-	-	-	-	-	9.262 (100)	-	-	-
		D8	26.916 (290) Balcony 露台 : 2 (22) Utility Platform 工作平台 : - (-) Verandah 陽台 : - (-)	-	-	-	-	-	-	14.283 (154)	-	-	-
		D9	37.364 (402) Balcony 露台 : 2 (22) Utility Platform 工作平台 : 1.5 (16) Verandah 陽台 : - (-)	-	-	-	-	-	-	8.379 (90)	-	-	-

1. The saleable area of the residential property is calculated in accordance with Section 8 of the Residential Properties (First-hand Sales) Ordinance.
2. The floor area of every balcony, utility platform and verandah, if any, to the extent that it forms part of the residential property is calculated in accordance with Section 8 of the Residential Properties (First-hand Sales) Ordinance.
3. The areas of other specified items (not included in the saleable area) are calculated in accordance with Part 2 of Schedule 2 to the Residential Properties (First-hand Sales) Ordinance.

Remarks :

1. The areas in square feet have been converted from square metres based on a conversion rate of 1 square metre = 10.764 square feet and rounded off to the nearest integer.
2. 4/F, 13/F, 14/F, 24/F and 34/F are omitted.
3. No designation of Flat A4, B4, C4 and D4.

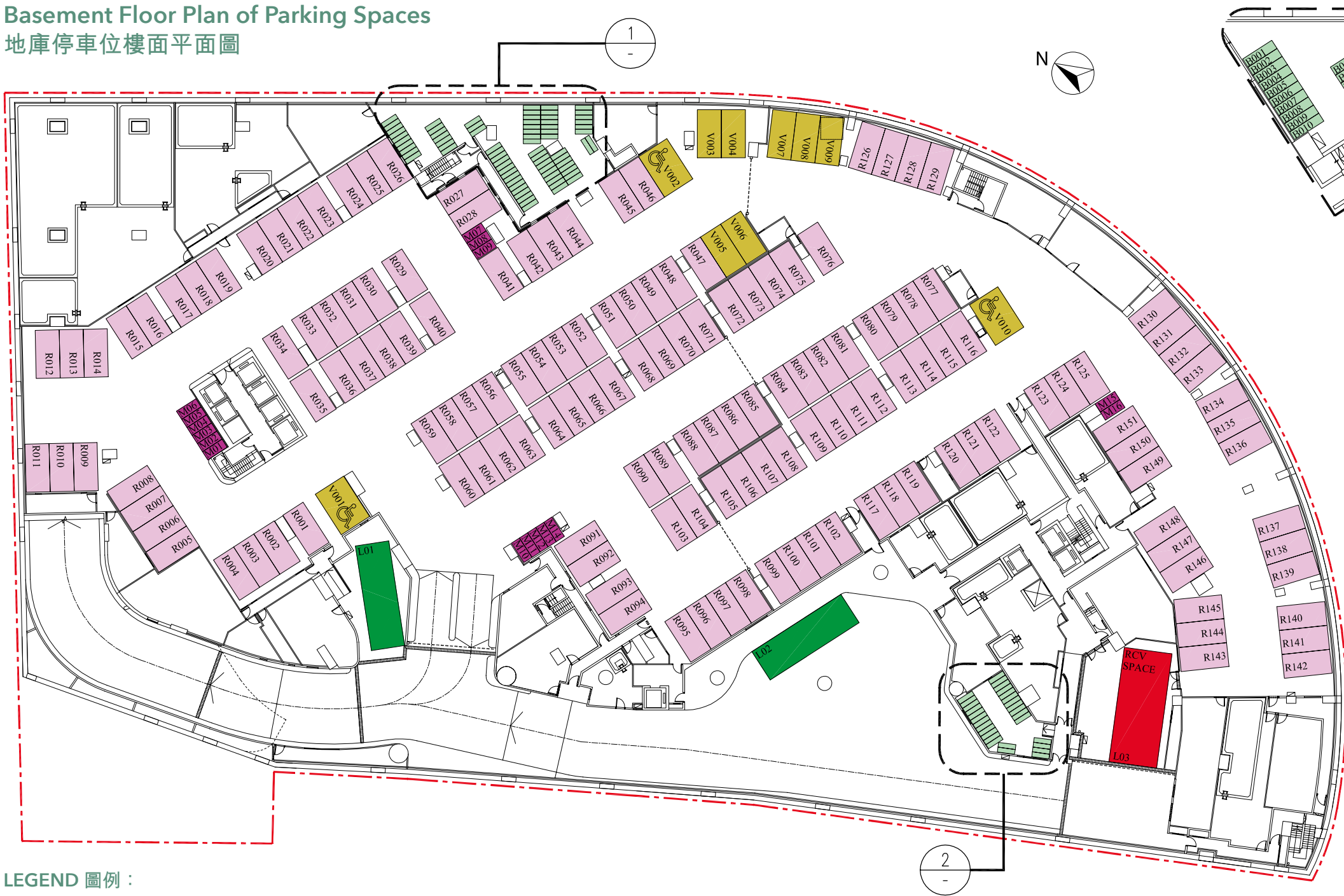
1. 住宅物業的實用面積是按《一手住宅物業銷售條例》第8條計算得出的。
2. 在構成住宅物業的一部分的範圍內的每一露台、工作平台及陽台(如有)之樓面面積是按《一手住宅物業銷售條例》第8條計算得出的。
3. 其他指明項目的面積(不計算入實用面積)是按《一手住宅物業銷售條例》附表2第2部計算得出的。

備註 :

1. 以平方呎列出的面積由以平方米列出的面積以1平方米=10.764平方呎換算，並以四捨五入至整數。
2. 不設4樓、13樓、14樓、24樓及34樓。
3. 不設A4、B4、C4及D4單位。

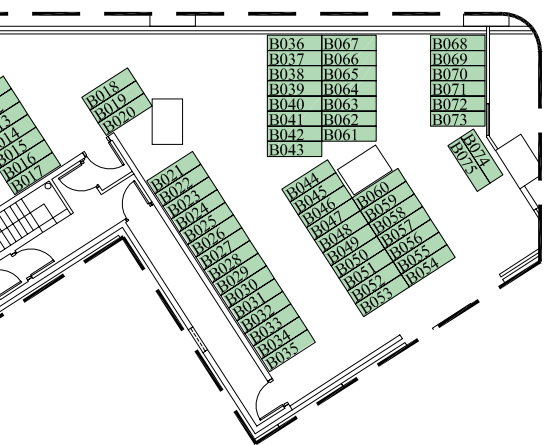
FLOOR PLANS OF PARKING SPACES IN THE DEVELOPMENT
發展項目中的停車位的樓面平面圖

Basement Floor Plan of Parking Spaces
地庫停車位樓面平面圖



LEGEND 圖例：

- Boundary Line of the Development
發展項目的界線
- Refuse Collection Vehicle Parking Space
垃圾收集車停車位
- Loading and Unloading Space
上落貨停車位
- Bicycle Parking Space
單車停車位
- Visitors' Parking Space
訪客停車位
- Visitors' Accessible Parking Space
訪客暢通易達停車位
- Residential Parking Space
住宅停車位
- Motor Cycle Parking Space
電單車停車位



PART PLAN OF BICYCLE
PARKING AREA
單車停車範圍部份平面圖




PART PLAN OF BICYCLE
PARKING AREA
單車停車範圍部份平面圖

FLOOR PLANS OF PARKING SPACES IN THE DEVELOPMENT

發展項目中的停車位的樓面平面圖

Number, Dimensions and Areas of Parking Spaces 停車位的數目、尺寸及面積

	Category of Parking Space 停車位類別	Location 位置	Number 數目	Dimensions of each parking space (L x W) (m) 每個停車位尺寸 (長 x 闊) (米)	Area of each parking space (sq. m.) 每個停車位面積 (平方米)
	Residential Parking Space 住宅停車位	B/F 地庫	151	5 x 2.5	12.5
	Motor Cycle Parking Space 電單車停車位		16	2.4 x 1	2.4
	Visitors' Parking Space 訪客停車位		7	5 x 2.5	12.5
	Visitors' Accessible Parking Space 訪客暢通易達停車位		3	5 x 3.5	17.5
	Bicycle Parking Space 單車停車位		104	1.8 x 0.5	0.9
	Loading and Unloading Space 上落貨停車位		2	11 x 3.5	38.5
	Refuse Collection Vehicle Parking Space 垃圾收集車停車位		1	12 x 5	60

SUMMARY OF PRELIMINARY AGREEMENT FOR SALE AND PURCHASE

臨時買賣合約的摘要

1. A preliminary deposit of 5% is payable on the signing of the preliminary agreement for sale and purchase.
 2. The preliminary deposit paid by the purchaser on the signing of that preliminary agreement will be held by a firm of solicitors acting for the owner, as stakeholders.
 3. If the purchaser fails to execute the agreement for sale and purchase within 5 working days after the date on which the purchaser enters into that preliminary agreement -
 - (a) that preliminary agreement is terminated;
 - (b) the preliminary deposit is forfeited; and
 - (c) the owner does not have any further claim against the purchaser for the failure.
1. 在簽署臨時買賣合約時須支付款額為5%的臨時訂金。
 2. 買方在簽署該臨時合約時支付的臨時訂金，會由代表擁有人行事的律師事務所以保證金保存人的身分持有。
 3. 如買方沒有於訂立該臨時合約的日期之後的5個工作日內簽立買賣合約 -
 - (a) 該臨時合約即告終止；
 - (b) 有關的臨時訂金即予沒收；及
 - (c) 擁有人不得就買方沒有簽立買賣合約而針對買方提出進一步申索。

SUMMARY OF DEED OF MUTUAL COVENANT

公契的摘要

1. Common Parts of the Development

(a) Common Parts means all areas, systems, equipment, facilities, machinery, fixtures, fittings, conduits or other matters in the Land (meaning Tsueng Kwan O Town Lot No. 121, and, where the context permits, shall include the Development thereon):

(i) which are intended for the common use and benefit of different owners, occupiers, licensees or invitees of the Land or any part thereof;

(ii) as will fall within the definition of "common parts" in section 2 of the Building Management Ordinance (Cap. 344); or

(iii) which are from time to time designated by an owner to be Common Parts in accordance with the DMC.

These include, without limitation, lobbies, staircases, lifts, Pedestrian Walkway, Pedestrian Link, Parking Spaces for Disabled Persons, Visitors' Parking Spaces, loading and unloading spaces, bicycle parking spaces, Greenery Areas, Recreational Facilities, Private Open Space, Covered Landscape Area, external walls etc.

(b) Common Parts are categorized into Development Common Parts (provided or installed for the common use and benefit of the owners, occupiers, licensees or invitees of different Flats and Parking Spaces), Residential Common Parts (provided or installed for the common use and benefit of owners, occupiers, licensees or invitees of different Flats) and Parking Common Parts (provided or installed for the common use and benefit of owners, occupiers, licensees or invitees of different Parking Spaces and Residential Common Parking Spaces).

(c) The owners may use the Common Parts for all purposes connected with the proper use and enjoyment of his Unit.

(d) The owners may not convert any of the Common Parts to his own use or for his own benefit unless the approval of the Owners' Committee has been obtained.

(e) The owners may not obstruct the Common Parts nor do anything in or to the Common Parts which may be or become a nuisance to any other owner or occupiers of the Land or any neighbouring premises.

(f) The owners may not alter the Common Parts or do anything which may interfere with or damage the Common Parts or adversely affect the normal functioning of the Common Parts.

(g) The Manager has the full right and authority to control the

Common Parts and to generally administer and manage the Common Parts. The Manager shall hold the Common Parts as trustee for all owners.

2. Number of Undivided Shares assigned to each residential property in the Development

Undivided Shares are allocated to each residential property. They are set out in the table below.

Tower	Floor	Flat	Number of undivided shares assigned to each residential property
Tower 1	2/F	A1	25
		A2	29
		A3	17
		A5	18
		A6	18
		A7	17
		A8	39
		A9	26
		B1	25
		B2	29
		B3	17
		B5	18
		B6	18
		B7	17
		B8	39
		B9	26
	3/F, 5/F-12/F, 15/F-23/F, 25/F-33/F, 35/F-36/F (4/F, 13/F, 14/F, 24/F & 34/F are omitted)	A1	27
		A2	30
		A3	19
		A5	20
		A6	20
		A7	19
		A8	40
		A9	28

Tower	Floor	Flat	Number of undivided shares assigned to each residential property
Tower 1	3/F, 5/F-12/F, 15/F-23/F, 25/F-33/F, 35/F-36/F (4/F, 13/F, 14/F, 24/F & 34/F are omitted)	B1	27
		B2	30
		B3	19
		B5	20
		B6	20
		B7	19
		B8	40
		B9	28
	37/F	A1	27
		A2	30
		A3	19
		A5	20
		A6	82
		B1	27
		B2	30
		B3	19
		B5	20
		B6	80
	38/F	A1	27
		A2	30
		A3	19
		A5	20
		A6	83
		B1	27
		B2	30
		B3	19
		B5	20
		B6	81

SUMMARY OF DEED OF MUTUAL COVENANT

公契的摘要

Tower	Floor	Flat	Number of undivided shares assigned to each residential property
Tower 2	1/F	A1	27
		A2	26
		A3	26
		A5	26
		A6	26
		A7	27
		A8	38
		B1	25
		B2	24
		B3	24
		B5	26
		B6	26
		B7	28
		C1	22
		C2	19
		C3	18
		C5	19
		C6	24
		C7	24
		C8	24
		C9	24
		C10	25
		C11	27
		C12	28
		D1	27
		D2	26
		D3	26
		D5	26
		D6	26
		D7	27
		D8	27
		D9	36

Tower	Floor	Flat	Number of undivided shares assigned to each residential property
Tower 2	2/F-3/F, 5/F-12/F, 15/F-23/F, 25/F-33/F, 35/F-37/F (4/F, 13/F, 14/F, 24/F & 34/F are omitted)	A1	27
		A2	26
		A3	26
		A5	26
		A6	26
		A7	27
		A8	38
		B1	27
		B2	26
		B3	26
		B5	27
		B6	27
		B7	28
		C1	23
		C2	21
		C3	20
		C5	21
		C6	26
		C7	26
		C8	26
		C9	26
		C10	27
		C11	27
		C12	28
		D1	27
		D2	26
		D3	26
		D5	26
		D6	26
		D7	27
		D8	27
		D9	37

Tower	Floor	Flat	Number of undivided shares assigned to each residential property
Tower 2	38/F	A1	27
		A2	26
		A3	26
		A5	26
		A6	27
		A7	28
		A8	39
		B1	27
		B2	26
		B3	26
		B5	27
		B6	28
		B7	30
		C1	23
		C2	21
		C3	20
		C5	21
		C6	26
		C7	26
		C8	26
		C9	26
		C10	27
		C11	28
		C12	29
		D1	27
		D2	26
		D3	26
		D5	26
		D6	26
		D7	28
		D8	28
		D9	38

SUMMARY OF DEED OF MUTUAL COVENANT

公契的摘要

3. Term of years for which the Manager of the Development is appointed

The Manager will be appointed for an initial term of two years from the date of the Deed of Mutual Covenant and Management Agreement ("DMC"). The appointment of the Manager may be terminated according to the provisions of the DMC.

4. Basis on which the Management Expenses are shared among the owners of residential properties in the Development

Each owner shall contribute towards the Management Expenses (which shall be the expenses, costs and charges necessarily and reasonably incurred in the management of the Development, and shall be based on the budget prepared by the Manager) (including the Manager's Remuneration) of the Development in such manner, amount and proportion as provided in the DMC by reference to the Management Shares allocated to his Unit. In general,

- (a) the owners of Units shall contribute towards the Management Expenses relating to the Development Common Parts in proportion to the Management Shares allocated to their Units;
- (b) the owners of Flats shall contribute towards the Management Expenses relating to the Residential Common Parts in proportion to the Management Shares allocated to their Flats; and
- (c) the owners of Flats shall contribute towards 7% of the Management Expenses relating to the Parking Common Parts in proportion to the Management Shares allocated to their Flats.

The number of Management Shares of a residential property is the same as the number of Undivided Shares allocated to that residential property. However, the total number of Undivided Shares in the Development is different from the total number of Management Shares in the Development. The total number of Management Shares of all residential properties in the Development is 40,897. The total number of Management Shares in the Development is 42,892.

5. Basis on which the Management Fee Deposit is fixed

The amount of Management Fee Deposit is 3 months' monthly management fee.

6. Area (if any) in the Development retained by the owner (i.e. the Vendor) for its own use

There is no area in the Development which is retained by the owner for that owner's own use as referred to in section 14(2) (f), Part 1, Schedule 1 of Residential Properties (First-hand Sales) Ordinance (Cap. 621).

SUMMARY OF DEED OF MUTUAL COVENANT

公契的摘要

1. 發展項目的公用部分

- (a) 公用部分指所有在該土地（指將軍澳市地段第121號，及如文意允許，包括其上之發展項目）內符合以下情況的區域、系統、裝備、設備、機器、固定裝置、裝置、管道及其他事宜：
- (i) 擬為該土地或其任何部分之不同業主、佔用人、被許可人或被邀請人共同使用與享用；
- (ii) 符合《建築物管理條例》（第344章）第2條中「公用部分」的定義；或
- (iii) 由業主不時根據公契指定為公用部分。
- 上述包括，但不限於，大堂、樓梯、升降機、行人走廊、行人通道、供傷殘人士用停車位、訪客停車位、上落貨停車位、單車停車位、綠化範圍、康樂設施、私家休憩用地、有蓋園景區、外牆等。
- (b) 公用部分分為發展項目公用部分（提供或安裝給不同住宅單位及停車位的業主、佔用人、被許可人或被邀請人共同使用與享用）、住宅公用部分（提供或安裝給不同住宅單位的業主、佔用人、被許可人或被邀請人共同使用與享用）及停車場公用部分（提供或安裝給不同停車位及住宅公用停車位的業主、佔用人、被許可人或被邀請人共同使用與享用）。
- (c) 業主有權為了所有有關正當使用與享用其單位的目的使用公用部分。
- (d) 除非已經取得業主委員會的批准，業主不得轉變任何公用部分供其個人使用或享用。
- (e) 業主不得阻塞公用部分，亦不得在或對該等公用部分作出任何事情，以致可能或成為對該土地或任何毗鄰房產的任何其他業主或佔用人造成滋擾。
- (f) 業主不得更改公用部分或作出任何事情，以干擾或損壞公用部分或對公用部分的正常運作有不利影響。
- (g) 管理人具有充分權利及授權控制公用部分和全面控制與管理公用部分。管理人須作為全體業主的受託人持有公用部分。

2. 分配予發展項目中每個住宅物業的不分割份數的數目

發展項目中每個住宅物業配有不分割份數。詳細的分配狀況，請參閱下表。

座數	樓層	單位	分配予每個住宅物業的不分割份數的數目
第1座	2樓	A1	25
		A2	29
		A3	17
		A5	18
		A6	18

座數	樓層	單位	分配予每個住宅物業的不分割份數的數目
第1座	2樓	A7	17
		A8	39
		A9	26
		B1	25
		B2	29
		B3	17
		B5	18
		B6	18
		B7	17
	3樓、5樓至12樓、15樓至23樓、25樓至33樓、35樓至36樓（不設4樓、13樓、14樓、24樓及34樓）	B8	39
		B9	26
		A1	27
		A2	30
		A3	19
		A5	20
		A6	20
		A7	19
		A8	40
		A9	28
		B1	27
		B2	30
		B3	19
		B5	20
		B6	20
		B7	19
		B8	40
		B9	28
	37樓	A1	27
		A2	30
		A3	19
		A5	20
		A6	82
		B1	27
		B2	30
		B3	19
		B5	20
		B6	80

座數	樓層	單位	分配予每個住宅物業的不分割份數的數目
第1座	38樓	A1	27
		A2	30
		A3	19
		A5	20
		A6	83
		B1	27
		B2	30
		B3	19
		B5	20
		B6	81
第2座	1樓	A1	27
		A2	26
		A3	26
		A5	26
		A6	26
		A7	27
		A8	38
		B1	25
		B2	24
		B3	24
		B5	26
		B6	26
		B7	28
		C1	22
		C2	19
		C3	18
		C5	19
		C6	24
		C7	24
		C8	24
		C9	24
		C10	25
		C11	27
		C12	28
		D1	27
		D2	26
		D3	26

SUMMARY OF DEED OF MUTUAL COVENANT

公契的摘要

座數	樓層	單位	分配予每個住宅物業的不分割份數的數目
第2座	1樓	D5	26
		D6	26
		D7	27
		D8	27
		D9	36
	2樓至3樓、5樓至12樓、15樓至23樓、25樓至33樓、35樓至37樓 (不設4樓、13樓、14樓、24樓及34樓)	A1	27
		A2	26
		A3	26
		A5	26
		A6	26
		A7	27
		A8	38
		B1	27
		B2	26
		B3	26
		B5	27
		B6	27
		B7	28
		C1	23
		C2	21
		C3	20
		C5	21
		C6	26
		C7	26
		C8	26
		C9	26
		C10	27
		C11	27
		C12	28
		D1	27
		D2	26
		D3	26
		D5	26
		D6	26
		D7	27
		D8	27
		D9	37

座數	樓層	單位	分配予每個住宅物業的不分割份數的數目
第2座	38樓	A1	27
		A2	26
		A3	26
		A5	26
		A6	27
		A7	28
		A8	39
		B1	27
		B2	26
		B3	26
		B5	27
		B6	28
		B7	30
		C1	23
		C2	21
		C3	20
		C5	21
		C6	26
		C7	26
		C8	26
		C9	26
		C10	27
		C11	28
		C12	29
		D1	27
		D2	26
		D3	26
		D5	26
		D6	26
		D7	28
		D8	28
		D9	38

3. 發展項目的管理人的委任年期

管理人的首屆任期為由公契及管理協議(「公契」)之日期起計兩年。管理人的委任可按公契的條文終止。

4. 在發展項目中的住宅物業的擁有人之間分擔管理開支的基準

每名業主須根據其單位分配到的管理份數按公契指明的方式、金額及比例分擔發展項目的管理開支(指管理發展項目時必須地和合理地招致的支出、費用及收費，且須基於管理人擬定之預算)(包括管理人之酬金)。一般而言：

- (a) 單位業主須按分配至其單位之管理份數之比例分擔有關發展項目公用部分之管理開支；
- (b) 住宅物業業主須按分配至其住宅物業之管理份數之比例分擔有關住宅公用部分之管理開支；及
- (c) 住宅物業業主須按分配至其住宅物業之管理份數之比例分擔有關停車場公用部分之管理開支的7%。

每個住宅物業之管理份數相等於其獲分配之不分割份數，惟發展項目不分割份數總數與發展項目管理份數總數不同。所有發展項目中的住宅物業之管理份數總數為40,897。發展項目之管理份數總數為42,892。

5. 計算管理費按金的基準

管理費按金相等於三個月之每月管理費。

6. 擁有人(即賣方)在發展項目中保留作自用的範圍(如有的話)

本發展項目並無《一手住宅物業銷售條例》(第621章)附表1第1部第14(2)(f)條所提及之擁有人在發展項目中保留作自用的範圍。

SUMMARY OF LAND GRANT

批地文件的摘要

1. The lot number of the land on which the Development is situated:

Tseung Kwan O Town Lot No. 121.

2. The term of years under the lease:

A term of 50 years from 18 April 2017.

3. The user restrictions applicable to that land:

- (a) The lot or any part thereof or any building or part of any building erected or to be erected thereon shall not be used for any purpose other than for private residential purposes.
- (b) No grave or columbarium shall be erected or made on the lot, nor shall any human remains or animal remains whether in earthenware jars, cinerary urns or otherwise be interred therein or deposited thereon.

4. The facilities that are required to be constructed and provided for the Government, or for public use:

- (a) A single-storey covered footbridge ("the Covered Footbridge 1") together with all supports and connections (including any supports and connections which the Director of Lands ("the Director") in his absolute discretion considers necessary for any future extension to the Covered Footbridge 1) as shall be required or approved by the Director to be provided and constructed by the grantee at the grantee's own expense in the position shown and marked "PROP. FB1" on PLAN I annexed to the Land Grant or in such other position as may be required or approved in writing by the Director at his sole discretion to connect the lot to the adjoining lot known as Tseung Kwan O Town Lot No. 111 and also at the footbridge supports and connections provided therein.
- (b) A single-storey covered footbridge ("the Covered Footbridge 2") together with all supports and connections (including any supports and connections which the Director in his absolute discretion considers necessary for any future extension to the Covered Footbridge 2) as shall be required or approved by the Director ("the Structures") to be provided and constructed by the grantee at the grantee's own expense in the position shown and marked "PROP. FB2" on PLAN I annexed to the Land Grant or in such other position as may be

required or approved in writing by the Director at his absolute discretion; and structural supports, connections and openings to be provided and constructed by the grantee within the Covered Footbridge 2 to link with the structural supports and connections on the land known as The Remaining Portion of Tseung Kwan O Town Lot No. 70 at such position as the Director in his sole discretion shall require. The Covered Footbridge 1 and the Covered Footbridge 2 are collectively referred to as "the Covered Footbridges" which shall be used as the passage by all members of the public on foot or by wheelchair freely and without payment of any nature at all times during the day or night.

- (c) A pedestrian walkway which is provided by the grantee comprising such structures or facilities as may be required or approved by the Director ("the Pedestrian Walkway") to the satisfaction of the Commissioner for Transport so as to link up the Covered Footbridges for the use by all members of the public 24 hours a day on foot or by wheelchair free of charge and without any interruption.

5. The grantee's obligations to lay, form or landscape any areas, or to construct or maintain any structures or facilities, within or outside that land:

- (a) The Development is required to be completed and made fit for occupation on or before 31 December 2022 (Note: the Government has granted an extension of that date to 30 June 2023).
- (b) The grantee shall throughout the tenancy: (i) maintain all buildings in accordance with the approved design and disposition and any approved building plans without variation or modification thereto, and (ii) maintain all buildings erected or to be erected in good and substantial repair and condition in such repair and condition deliver up the same at the expiration or sooner determination of the tenancy.
- (c) (i) The grantee acknowledges that there are some buildings and structures existing on the old lots and undertakes to demolish and remove at his own expense the said buildings and structures from the old lots and the Yellow Area (as referred to in paragraph 5(c)(ii)). The Government will accept no responsibility or liability for any damage, nuisance or disturbance caused to or suffered by the grantee by reason of the presence of the said buildings and structures and the grantee indemnifies and shall keep indemnified the Government from and against

all liabilities, claims, costs, demands, actions or other proceedings whatsoever arising whether directly or indirectly out of or in connection with the presence and subsequent demolition and removal of the said buildings and structures.

- (ii) For the purpose only of carrying out the necessary works specified in paragraphs 5(c)(i), 5(c)(iii), 5(c)(v) and 5(c)(vi), the grantee shall on the date of the Land Grant be granted possession of the area shown coloured yellow on PLAN I annexed to the Land Grant ("the Yellow Area"). The grantee shall on demand of the Director re-deliver possession of the Yellow Area or any part or parts thereof to the Government in accordance with this paragraph 5(c)(x).
- (iii) The grantee shall within 18 months from the date of the Land Grant demolish and remove at his own expense the buildings and structures existing on the Yellow Area. The grantee shall thereafter at his own expense maintain and keep the Yellow Area in a safe, clean, neat, tidy and healthy condition all to the satisfaction of the Director until such time as possession of the Yellow Area or any part or parts thereof has been re-delivered to the Government in accordance with paragraph 5(c)(x).
- (iv) In the event of the non-fulfilment of the grantee's obligations under paragraph 5(c)(iii) within the prescribed period stated therein, the Government may carry out the necessary works at the cost of the grantee who shall pay to the Government on demand a sum equal to the cost thereof, such sum to be determined by the Director whose determination shall be final and binding upon the grantee.
- (v) The grantee shall take or cause to be taken such action as shall be necessary to avoid soil and groundwater contamination to the Yellow Area or any part thereof or any building or structure thereon (whether on, above or below ground level) arising out of the development, redevelopment or use of the lot or otherwise and shall at his own expense carry out all necessary works ("the Preventive Works") to prevent such soil and groundwater contamination from occurring.
- (vi) The grantee shall, within 18 months from the date of the Land Grant or such other extended periods as may be approved by the Director carry out at his own expense a soil and groundwater contamination

SUMMARY OF LAND GRANT

批地文件的摘要

assessment ("the Contamination Assessment") to the satisfaction of the Director of Environmental Protection in respect of the Yellow Area and thereafter submit a report on the Contamination Assessment and remedial plan to the Director. Upon demand in writing by the Director, the grantee shall at his own expense and in all respects to the satisfaction of the Director of Environmental Protection carry out in such manner and within such time limit the remedial action agreed by the Director and the grantee ("the Decontamination Works") in respect of the Yellow Area.

(vii) If the grantee shall in any respect neglect or fail to carry out the Preventive Works or the Contamination Assessment or the Decontamination Works in accordance with paragraphs 5(c)(v) and 5(c)(vi),

(I) the Director may at his sole discretion execute and carry out the Preventive Works, the Contamination Assessment or the Decontamination Works and the grantee shall on demand pay to the Director the cost thereof as shall be certified by the Director on a full indemnity basis; or

(II) the grantee shall on demand pay to the Director in one lump sum an amount equal to the estimated cost of carrying out the Preventive Works, the Contamination Assessment or the Decontamination Works which estimated cost shall be determined by the Director of Environmental Protection at his sole discretion. In the event of the said lump sum payment being insufficient to cover the cost of carrying out the Preventive Works, the Contamination Assessment or the Decontamination Works whether by the Director or by any person entrusted with the Works, the grantee shall on demand pay the shortfall to the Director on a full recovery basis.

(viii) The grantee shall not use the Yellow Area or any part or parts thereof for the purpose of storage or parking of motor vehicles or for the erection of any temporary structure or for any purposes other than the carrying out of the works specified in paragraphs 5(c)(i), 5(c)(iii), 5(c)(v) and 5(c)(vi).

(ix) The Director shall have no liability in respect of any loss, damage, nuisance or disturbance whatsoever caused to or suffered by the grantee or any other person whether arising out of or incidental to

the fulfilment of the grantee's obligations under paragraph 5(c)(iii) or the exercise of the rights by the Government under paragraphs 5(c)(iv) and 5(c)(vii) (I) or otherwise, and no claim whatsoever shall be made against the Government or the Director or his authorized officer by the grantee in respect of any such loss, damage, nuisance or disturbance.

(x) The Government may at any time after 18 calendar months from the date of the Land Grant by giving to the grantee not less than 1 calendar month prior written notice demand the grantee to re-deliver the Yellow Area or any part or parts thereof and the grantee shall at the expiry of such notice at his own expense re-deliver to the Government free of cost the vacant possession of the Yellow Area or such part or parts thereof to the satisfaction of the Director. The grantee acknowledges that he shall not be entitled to any payment or compensation in respect of the Yellow Area or any part or parts thereof so re-delivered.

(d) (i) The grantee shall on or before 31 December 2022 (Note: the Government has granted an extension of that date to 30 June 2023) or such other date or dates as may be specified by the Director at the grantee's own expense and in all respects to the satisfaction of the Director provide and construct the Covered Footbridge 1 together with all supports and connections (including any supports and connections which the Director in his absolute discretion considers necessary for any future extension to the Covered Footbridge 1) as shall be required or approved by the Director, in the position shown and marked "PROP. FB1" on PLAN I annexed to the Land Grant or in such other position as may be required or approved in writing by the Director at his sole discretion to connect the lot to the adjoining lot as at the date of the Land Grant known and registered in the Land Registry as Tseung Kwan O Town Lot No. 111 and also at the footbridge supports and connections provided therein.

(ii) The grantee shall when called upon to do so by the Director and within such time limit as shall be specified by the Director at the grantee's own expense and in all respects to the satisfaction of the Director provide and construct the Covered Footbridge 2 together with the Structures, in the position shown and marked "PROP. FB2" on PLAN I annexed to the Land Grant or in such other position as may otherwise be required or approved in writing by the Director at his absolute discretion and:

(I) the grantee shall provide and construct within the Covered Footbridge 2 structural supports, connections and openings for linking the covered footbridge provided under this paragraph 5(d)(ii) with the structural supports and connections on the land as at the date of the Land Grant known and registered in the Land Registry as The Remaining Portion of Tseung Kwan O Town Lot No. 70 at such position as the Director in his sole discretion shall require;

(II) the grantee acknowledges and agrees that throughout the term of the Land Grant, reserve unto the Government, its officers, agents, contractors, workmen, and licensees and the owner or owners of any neighbouring lot, his or their agents, contractors, workmen, employees, licensees and other duly authorized personnel at all times free of all costs and charges the right to connect such structural supports and connections to the Covered Footbridge 2; and

(III) the grantee acknowledges and agrees that the Government does not guarantee and gives no warrants, express or implied, that the structural supports and connections referred to in paragraph 5(d)(ii)(I) will be constructed and the Government shall be under no liability whatsoever to the grantee for any claim, loss or damage howsoever arising therefrom or in connection therewith or as a consequence thereof if such structural supports and connections will not be constructed.

(iii) The Covered Footbridges shall all have a minimum clear internal width of 3 metres and shall be at a level with a minimum clear headroom of 5.1 metres from and above the street level or at such other levels as may be approved in writing by the Director. For the purpose of this paragraph 5(d)(iii), the decision of the Director as to what constitutes the street level shall be final and binding on the on the grantee.

(iv) The Covered Footbridges shall be constructed with such materials and to such standards, levels, alignment, disposition and designs as shall be required and approved by the Director including but not limited to the provision and construction of such supports, ramps, associated staircases and landings, escalators, lifts, access facilities for disabled persons and such internal and external fittings and fixtures and such lighting fittings as the

SUMMARY OF LAND GRANT

批地文件的摘要

Director in his absolute discretion may require.

- (v) In the event of the non-fulfilment of the grantee's obligation under paragraphs 5(d)(i), 5(d)(ii), 5(d)(viii) and 5(d)(ix) within the said time limits specified therein or by the Director, the Government may carry out the necessary construction, maintenance or replacement works at the cost of the grantee who shall pay to the Government on demand a sum equal to the cost thereof, such sum to be determined by the Director whose determination shall be final and binding upon the grantee. For the purpose of carrying out the works aforesaid, the Government, its officers, agents, contractors, workmen or other duly authorized personnel shall have free and uninterrupted right at all reasonable times to enter into the lot or any part thereof and any building or buildings erected or to be erected thereon. The Government, its officers, agents, contractors, workmen or other duly authorized personnel shall have no liability in respect of any loss, damage, nuisance or disturbance whatsoever caused to or suffered by the grantee arising out of or incidental to the exercise by it or them of the right of entry conferred under this paragraph 5(d)(v), and no claim shall be made against it or them by the grantee in respect of any loss, damage, nuisance or disturbance.
- (vi) (I) The Covered Footbridges shall not be used for any purpose other than for the passage of all members of the public on foot or by wheelchair.
- (II) The grantee shall not use or permit or suffer to be used any part of the Covered Footbridges either externally or internally for advertising or for the display of any signs, notices or posters whatsoever unless otherwise approved or required by the Director.
- (III) The grantee shall not do or permit or suffer to be done in the Covered Footbridges anything that may be or become a nuisance or annoyance or that may cause inconvenience or damage to any person or vehicle passing under the Covered Footbridges or to any owner or occupier of any adjacent or neighbouring lot or lots or premises.
- (IV) The grantee shall at all times during the day or night throughout the period during which the Covered Footbridges are in existence permit all members of the public for all lawful purposes freely and without payment of any nature

whatsoever to pass and repass on foot or by wheelchair along, to, from, through, over, up and down the Covered Footbridges.

- (vii) The grantee indemnifies and shall keep indemnified the Government, its officers, agents, contractors, workmen or other duly authorized personnel from and against all liabilities and all actions, proceedings, costs, claims, expenses, loss, damages, charges and demands of whatsoever nature arising out of or in connection with anything done or omitted to be done by the grantee, his servants, workmen and contractors in connection with the construction, alteration, repair and maintenance of the Covered Footbridges.
- (viii) The grantee (including his assign referred to in Special Condition No. (23) of the Land Grant but excluding his other assigns) shall at his own expense manage and maintain the Covered Footbridges or any replacement thereof, their associated structures, sewage, drains and other facilities in good and substantial repair and condition and shall illuminate the Covered Footbridges at all times in all respects to the satisfaction of the Director until the Covered Footbridges shall have been delivered to the Government pursuant to paragraph 5(d)(x).
- (ix) In the event of any redevelopment of the lot or any part thereof whereby the Covered Footbridges or any part thereof are required to be demolished, the grantee shall, within such time limit as shall be laid down by the Director, at his own expense and to the satisfaction of the Director, replace the same by the construction and completion of such new covered footbridges or a part or parts thereof with such design, materials and at such width, levels and positions as the Director shall approve or require.
- (x) The grantee shall when called upon to do so by the Director deliver the Covered Footbridges or the replacement thereof or any part thereof to the Government without payment or compensation to the grantee provided always that the Government shall be under no obligation to take possession of the Covered Footbridges or any part thereof at the request of the grantee, but may do so as and when it sees fit.
- (e) (i) The grantee shall at his own expense and in all respects to the satisfaction of the Director provide the Pedestrian Walkway with a width of not less than 3 metres comprising such structures or facilities as

may be required or approved by the Director at such position and to such standard, levels, alignments and design as the Director shall require or approve to the satisfaction of the Commissioner for Transport so as to link up the Covered Footbridges referred to in paragraph 5(d)(iii).

- (ii) The grantee shall throughout the term of the Land Grant at all times during the existence of the Pedestrian Walkway and in compliance with any requirements which the Director may impose keep the Pedestrian Walkway open for the use by all members of the public 24 hours a day on foot or by wheelchair for all lawful purposes free of charge and without any interruption.
- (iii) The Director shall at his sole discretion decide the whole of the area of the Pedestrian Walkway or part thereof that may be excluded from the calculation of the gross floor area specified in the Land Grant.
- (iv) The grantee shall throughout the whole term of the Land Grant manage and maintain at his own expense the Pedestrian Walkway in good and substantial condition and repair in all respects to the satisfaction of the Director.
- (f) (i) It is expressly agreed, declared and provided that by imposing the obligation on the part of the grantee contained in paragraphs 5(e)(ii) and 5(d)(vi)(IV) neither the grantee intends to dedicate nor the Government consents to any dedication of the Pedestrian Walkway or the Covered Footbridges or any part or parts to the public for the right of passage.
- (ii) It is expressly agreed and declared that the obligation on the part of the grantee contained in paragraphs 5(e)(ii) and 5(d)(vi)(IV) will give rise to no expectation of, or claim for or in respect of, any concession or right in respect of additional site coverage or plot ratio whether under Regulation 22(1) of the Building (Planning) Regulations, any amendment thereto, substitution therefor, or otherwise and for the avoidance of doubt the grantee expressly waives any and all claims in respect of or for any concession in respect of, or right to, additional site coverage or plot ratio under Regulation 22(1) of the Building (Planning) Regulations, any amendment thereto or substitution therefor.
- (g) (i) The grantee shall at his own expense and in all respects to the satisfaction of the Director lay, form,

SUMMARY OF LAND GRANT

批地文件的摘要

provide, construct and surface such segregated pedestrian ways or paths ("the Pedestrian Link") (together with such stairs, ramps, lightings, escalators and/or lifts as the Director in his absolute discretion may require) for the purposes as specified in paragraph 5(g)(ii) at such positions, in such manner, with such materials and to such standards, levels, alignment and designs as the Director shall approve.

- (ii) The Pedestrian Link referred to in paragraph 5(g)(i) shall follow the shortest possible routes and shall be covered and constructed and designed so as to:
 - (I) link up each and every building to be erected on the lot at such locations and levels of the building as the Director shall approve;
 - (II) link up all major facilities within the lot including the residential blocks, private open space and major facilities provided thereon; and
 - (III) link up the Pedestrian Walkway (as referred to in paragraph 5(e)(i)) and the Covered Footbridges (as referred to in paragraph 5(d)(iii)).
- (iii) The grantee shall throughout the whole term of the Land Grant maintain at his own expense the Pedestrian Link (together with such stairs, ramps, lightings, escalators and/or lifts) required to be provided under this paragraph 5(g) in good and substantial repair and condition to the satisfaction of the Director.
- (h) (i) For the purpose only of carrying out the necessary works specified in paragraph 5(d)(ii)(I), the grantee shall on the date of the Land Grant or such other date to be specified in a letter from the Director to the grantee be granted possession of such portions of public pavement or future public pavement shown coloured green on PLAN I annexed to the Land Grant (the "Green Area"). The Green Area (excluding the Covered Footbridge 2 together with such supports, ramps, associated staircases and landings, escalators, lifts and such internal and external fittings and fixtures and such lighting fittings erected in accordance with paragraph 5(d)(iv)) shall be re-delivered to the Government on demand and in any event shall be deemed to have been re-delivered to the Government by the grantee on the date of a letter from the Director indicating that the conditions of the Land Grant have been complied with to his satisfaction. The grantee shall at all reasonable times while he is in possession of

the Green Area allow free access over and along the Green Area for all Government and pedestrian traffic and shall ensure that such access shall not be interfered with or obstructed by the carrying out of the works whether under paragraph 5(d)(ii)(I) or otherwise.

- (ii) The grantee shall at all times while he is in the possession of the Green Area maintain at his own expense the Green Area together with the Structures and all structures, surfaces, gullies, sewers, drains, fire hydrants, services, street lights, traffic signs, street furniture, road markings and plant constructed, installed and provided thereon or therein to the satisfaction of the Director until such time as possession of the Green Area has been re-delivered in accordance with paragraph 5(h)(i). The management and maintenance obligation of the grantee as provided under paragraph 5(d)(viii) shall not be affected by the re-delivery of the Green Area in accordance with this paragraph 5(h)(ii).
- (iii) The grantee shall not without the prior written consent of the Director use the Green Area for the purpose of storage or for the erection of any temporary structure or for any purposes other than the carrying out of the works specified in paragraph 5(d)(ii)(I).
- (iv) The grantee shall at all reasonable times while he is in the possession of the Green Area:
 - (I) permit the Government, the Director and his officers, contractors and agents and any persons authorized by the Director the right of ingress, egress and regress to, from and through the lot and the Green Area for the purpose of inspecting, checking and supervising any works to be carried out in compliance with paragraph 5(d)(ii)(I) and the carrying out, inspecting, checking and supervising of the works under paragraph 5(d)(iv) and any other works which the Director may consider necessary in the Green Area;
 - (II) permit the Government and the relevant public utility companies authorized by the Government the right of ingress, egress and regress to, from and through the lot and the Green Area as the Government or the relevant public utility companies may require for the purpose of any works to be carried out in, upon or under the Green Area or any adjoining land

including but not limited to the laying and subsequent maintenance of all pipes, wire, conduits, cable-ducts and other conducting media and ancillary equipment necessary for the provision of telephone, electricity, gas (if any) and other services intended to serve the lot or any adjoining or neighbouring land or premises and the grantee shall co-operate fully with the Government and also with the relevant public utility companies duly authorized by the Government on all matters relating to any of the aforesaid works to be carried out within the Green Area; and

- (III) permit the officers of the Water Authority and such other persons as may be authorized by them the right of ingress, egress and regress to, from and through the lot and the Green Area as the officers of the Water Authority or such authorized persons may require for the purpose of carrying out any works in relation to the operation, maintenance, repairing replacement and alteration of any other waterworks installations within the Green Area.
- (v) The Government, the Director and his officers, contractors and agents and any persons or public utility companies duly authorized under paragraph 5(h)(iv) shall have no liability in respect of any loss, damage, nuisance or disturbance whatsoever caused to or suffered by the grantee or any person arising out of or incidental to the exercise of the rights by the Government, the Director and his officers, contractors and agents and any persons or public utility companies duly authorized under paragraph 5(h)(iv).
- (i) (i) The grantee shall at his own expense and to the satisfaction of the Director provide and maintain within the lot areas of open space of not less than 2,700 square metres in total ("the Private Open Space").
- (ii) The Private Open Space shall not be used for any purpose other than recreational purpose for the common use and benefit of the residents and occupiers of the residential block or blocks erected or to be erected on the lot and their bona fide guests or visitors. The Private Open Space shall be located, formed, serviced, landscaped, planted, maintained and provided with such equipment and facilities as the Director may require and in all respects to his satisfaction.

SUMMARY OF LAND GRANT

批地文件的摘要

- (iii) In the event that any part of the Private Open Space is exempted from the gross floor area calculation pursuant to paragraph 5(i)(i):
- (I) the grantee shall at his own expense maintain the Private Open Space in good and substantial repair and condition and shall operate the Private Open Space to the satisfaction of the Director; and
 - (II) the Private Open Space shall only be used by the residents of the residential block or blocks erected or to be erected on the lot and their bona fide guests or visitors and by no other person or persons.
- (j) The grantee shall at his own expense maintain those parts of recreational facilities provided within the lot and facilities ancillary thereto which are exempted from the gross floor area calculation pursuant to the Land Grant ("the Exempted Facilities") in good and substantial repair and condition and shall operate the Exempted Facilities to the satisfaction of the Director. The Exempted Facilities shall only be used by the residents of the residential block(s) in the Development and their bona fide visitors and by no other person or persons.
- (k) The grantee shall at his own expense landscape and plant with trees and shrubs any portion of the lot and podium (if any) not built upon and thereafter maintain and keep the same in a safe, clean, neat, tidy and healthy condition all to the satisfaction of the Director.
- (l) Any private streets, roads and lanes which by the conditions under the Land Grant are required to be formed shall be sited to the satisfaction of the Director and included in or excluded from the area to be leased as may be determined by him and in either case shall be surrendered to the Government free of cost if so required. If the said streets, roads, and lanes are surrendered to the Government, the surfacing, kerbing, draining (both foul and storm water sewers), channelling and road lighting thereof shall be carried out by the Government at the expense of the grantee and thereafter they shall be maintained at public expense. If the said private streets, roads and lanes remain part of the area to be leased, they shall be lighted, surfaced, kerbed, drained, channelled and maintained by and at the expense of the grantee in all respects to the satisfaction of the Director and the Director may carry out or cause to be carried out the installation and maintenance of road lighting for the sake of public interest as required. The grantee shall bear the capital cost of installation of road lighting and allow free ingress and egress to and from the area to be leased to workmen and vehicles for the purpose of installation and maintenance of the road lighting.
- (m)(i) Spaces shall be provided within the lot to the satisfaction of the Director for the parking of motor vehicles licensed under the Road Traffic Ordinance, any regulations made thereunder and any amending legislation, and belonging to the residents of the building(s) erected or to be erected on the lot and their bona fide guests, visitors or invitees according to a prescribed rate ("the Residential Parking Spaces").
- (ii) Additional spaces for the parking of motor vehicles licensed under the Road Traffic Ordinance, any regulations made thereunder and any amending legislation, and belonging to the bona fide guests, visitors or invitees of the residents of the building(s) erected or to be erected on the lot shall be provided to the satisfaction of the Director according to a prescribed rate ("the Visitors' Parking Spaces").
- (iii) Out of the spaces referred to in paragraph 5(m)(i) (as may be varied under the Land Grant) and paragraph 5(m)(ii) (as may be varied under the Land Grant), the grantee shall reserve and designate such number of spaces for the parking of motor vehicles by disabled persons as defined in the Road Traffic Ordinance, any regulations made thereunder and any amending legislation as the Building Authority may require and approve ("the Parking Spaces for the Disabled Persons").
- (iv) Spaces shall be provided within the lot to the satisfaction of the Director for the parking of motor cycles licensed under the Road Traffic Ordinance, any regulations made thereunder and any amending legislation, and belonging to the residents of the building(s) erected or to be erected on the lot and their bona fide guests, visitors or invitees according to a prescribed rate ("the Motor Cycle Parking Spaces").
- (v) Spaces shall be provided within the lot to the satisfaction of the Director for the parking of bicycles belonging to the residents of the building(s) erected or to be erected on the lot and their bona fide guests, visitors or invitees according to a prescribed rate ("the Bicycle Parking Spaces").
- (vi) Spaces shall be provided within the lot to the satisfaction of the Director for the loading and unloading of goods vehicles according to a prescribed rate ("the Loading and Unloading Spaces").
- (n) The grantee shall maintain the parking, loading and unloading spaces and other areas, including but not restricted to the lifts, landings and manoeuvring and circulations areas in accordance with the car park layout plan approved by and deposited with the Director.
- (o) (i) The grantee shall construct and maintain at his own expense and to the satisfaction of the Director such drains and channels, whether within the boundaries of the lot or on Government land, as the Director may consider necessary to intercept and convey into the nearest stream-course, catchpit, channel or Government storm-water drain all storm-water or rain-water falling or flowing on to the lot, and the grantee shall be solely liable for and shall indemnify the Government and its officers from and against all actions, claims and demands arising out of any damage or nuisance caused by such storm-water or rain-water.
- (ii) The works of connecting any drains and sewers from the lot to the Government storm-water drains and sewers, when laid and commissioned, may be carried out by the Director who shall not be liable to the grantee for any loss or damage thereby occasioned and the grantee shall pay to the Government on demand the cost of such connection works. Alternatively, the said connection works may be carried out by the grantee at his own expense to the satisfaction of the Director and in such case any section of the said connection works which is constructed within Government land shall be maintained by the grantee at his own cost and upon demand be handed over by the grantee to the Government for future maintenance thereof at the expense of the Government and the grantee shall pay to the Government on demand the cost of the technical audit in respect of the said connection works. The Director may, upon failure of the grantee to maintain any section of the said connection works which is constructed within Government land, carry out such maintenance works as he considers necessary and the grantee shall pay to the Government on demand the cost of such works.
- (p) The total number of residential units on the lot shall not be less than 666.

SUMMARY OF LAND GRANT

批地文件的摘要

6. The lease conditions that are onerous to a purchaser:

- (a) No trees growing on the lot or adjacent thereto shall be removed or interfered with without the prior written consent of the Director who may, in granting consent, impose such conditions as to transplanting, compensatory landscaping or replanting as he may deem appropriate.
- (b) The Residential Parking Spaces and the Motor Cycle Parking Spaces shall not be:
 - (i) assigned except :
 - (I) together with a residential unit in the Development; or
 - (II) to a person who is already the owner of a residential unit in the Development; or
 - (ii) underlet except to residents of the residential units in the Development.

Provided that in any event not more than three in number of the total of the Residential Parking Spaces and the Motor Cycle Parking Spaces shall be assigned to the owner or underlet to the resident of any one residential unit in the Development.

- (c) (i) The Residential Parking Spaces shall not be used for any purpose other than for the parking of motor vehicles licensed under the Road Traffic Ordinance, any regulations made thereunder and any amending legislation, and belonging to the residents of the building(s) erected or to be erected on the lot and their bona fide guests, visitors or invitees and in particular the said spaces shall not be used for the storage, display or exhibiting of motor vehicles for sale or otherwise or for the provision of car cleaning and beauty services.
- (ii) The Visitors' Parking Spaces shall not be used for any purpose other than for the parking of motor vehicles licensed under the Road Traffic Ordinance, any regulations made thereunder and any amending legislation, and belonging to the bona fide guests, visitors or invitees of the residents of the building(s) erected or to be erected on the lot and in particular the said spaces shall not be used for the storage, display or exhibiting of motor vehicles for sale or otherwise or for the provision of car cleaning and beauty services.
- (iii) The Parking Spaces for the Disabled Persons shall not be used for any purpose other than for the

parking of motor vehicles by disabled persons as defined in the Road Traffic Ordinance, any regulations made thereunder and any amending legislation, and belonging to the residents of the building(s) erected or to be erected on the lot and their bona fide guests, visitors or invitees and in particular the said spaces shall not be used for the storage, display or exhibiting of motor vehicles for sale or otherwise or for the provision of car cleaning and beauty services.

- (iv) The Motor Cycle Parking Spaces shall not be used for any purpose other than for the parking of motor cycles licensed under the Road Traffic Ordinance, any regulations made thereunder and any amending legislation, and belonging to the residents of the building(s) erected or to be erected on the lot and their bona fide guests, visitors or invitees and in particular the said spaces shall not be used for the storage, display or exhibiting of motor vehicles for sale or otherwise or for the provision of car cleaning and beauty services.
- (v) The Loading and Unloading Spaces shall not be used for any purpose other than for the loading and unloading of goods vehicles in connection with the building(s) erected or to be erected on the lot.
- (d) Upon development or redevelopment of the lot, a temporary access for construction vehicles into the lot may be permitted in such position and subject to such conditions as may be imposed by the Director. Upon completion of the development or redevelopment, the grantee shall at his own expense within the time limit specified by the Director and in all respects to the satisfaction of the Director, reinstate the area or areas upon which the temporary access was constructed.
- (e) In the event of earth, spoil, debris, construction waste or building materials ("the waste") from the lot, or from other areas affected by any development of the lot being eroded, washed down or dumped onto public lanes or roads or into or onto road-culverts, foreshore or seabed, sewers, storm-water drains or nullahs or other Government properties ("the Government properties"), the grantee shall at his own expense remove the waste from and make good any damage done to the Government properties. The grantee shall indemnify the Government against all actions, claims and demands arising out of any damage or nuisance to private property caused by such erosion, washing down or dumping. The Director may (but is not obliged to), at the request of the grantee, remove the waste from and make good any

damage done to the Government properties and the grantee shall pay to the Government on demand the cost thereof.

- (f) The grantee shall take or cause to be taken all proper and adequate care, skill and precautions at all times, and particularly when carrying out construction, maintenance, renewal or repair work ("the Works"), to avoid causing any damage, disturbance or obstruction to any Government or other existing drain, waterway or watercourse, water main, road, footpath, street furniture, sewer, nullah, pipe, cable, wire, utility service or any other works or installations being or running upon, over, under or adjacent to the lot or the Green Area or the Yellow Area or any part of any of them ("the Services"). The grantee shall prior to carrying out any of the Works make or cause to be made such proper search and enquiry as may be necessary to ascertain the present position and levels of the Services, and shall submit his proposals for dealing with any of the Services which may be affected by the Works in writing to the Director for his approval in all respects, and shall not carry out any work whatsoever until the Director shall have given his written approval to the Works and to such aforesaid proposals. The grantee shall comply with and at his own expense meet any requirements which may be imposed by the Director in respect of the Services in granting the aforesaid approval, including the cost of any necessary diversion, relaying or reinstatement. The grantee shall at his own expense in all respects repair, make good and reinstate to the satisfaction of the Director any damage, disturbance or obstruction caused to the lot or the Green Area or the Yellow Area or any part of any of them or any of the Services in any manner arising out of the Works (except for nullah, sewer, storm-water drain or water main, the making good of which shall be carried out by the Director, unless the Director elects otherwise, and the grantee shall pay to the Government on demand the cost of such works). If the grantee fails to carry out any such necessary diversion, relaying, repairing, making good and reinstatement of the lot or any part thereof or the Green Area or both the lot or the Green Area or the Yellow Area or any part of any of them or of any of the Services to the satisfaction of the Director, the Director may carry out any such diversion, relaying, repairing, making good or reinstatement as he considers necessary and the grantee shall pay to the Government on demand the cost of such works.
- (g) The grantee shall not cut away, remove or set back any Government land adjacent to or adjoining the lot or carry out any building-up, filling-in or any slope treatment

SUMMARY OF LAND GRANT

批地文件的摘要

works of any kind whatsoever on any Government land except with the prior written consent of the Director who may, at his sole discretion, give his consent subject to such terms and conditions as he sees fit, including the grant of additional Government land as an extension to the lot at such premium as he may determine.

- (h) Where there is or has been any cutting away, removal or setting back of any land, or any building-up or filling-in or any slope treatment works of any kind whatsoever, whether with or without the prior written consent of the Director, either within the lot or on any Government land, which is or was done for the purpose of or in connection with the formation, levelling or development of the lot or any part thereof or any other works required to be done by the grantee under the conditions of the Land Grant, or for any other purpose, the grantee shall at his own expense carry out and construct such slope treatment works, retaining walls or other support, protection, drainage or ancillary or other works as shall or may then or at any time thereafter be necessary to protect and support such land within the lot and also any adjacent or adjoining Government or leased land and to obviate and prevent any falling away, landslip or subsidence occurring thereafter. The grantee shall at all times during the term of the Land Grant maintain at his own expense the said land, slope treatment works, retaining walls or other support, protection, drainage or ancillary or other works in good and substantial repair and condition to the satisfaction of the Director. In the event that as a result of or arising out of any formation, levelling, development or other works done by the grantee or owing to any other reason, any falling away, landslip or subsidence occurs at any time, whether in or from any land, within the lot or from any adjacent or adjoining Government or leased land, the grantee shall at his own expense reinstate and make good the same to the satisfaction of the Director and shall indemnify the Government, its agents and contractors from and against all costs, charges, damages, demands and claims whatsoever which shall or may be made, suffered or incurred through or by reason of such falling away, landslip or subsidence. In addition to any other rights or remedies provided in the Land Grant for breach of any of the conditions of the Land Grant, the Director shall be entitled by notice in writing to call upon the grantee to carry out, construct and maintain the said land, slope treatment works, retaining walls, or other support, protection, and drainage or ancillary or other works or to reinstate and make good any falling away, landslip or subsidence, and if the grantee shall neglect or fail to comply with the notice to the satisfaction of the Director within the period specified therein,

the Director may forthwith execute and carry out any necessary works and the grantee shall on demand repay to the Government the cost thereof, together with any administrative or professional fees and charges.

- (i) The grantee acknowledges that a sewage tunnel is constructed below the areas shown and marked "Sewage Tunnel Outer Protection Area for Construction Works" and "Sewage Tunnel Protection Area for Ground Investigation Works" (collectively referred to as "the said Sewage Tunnel Protection Areas") on PLAN I annexed to the Land Grant and the Government shall have the right to keep, maintain and use the sewage tunnel throughout the term of the Land Grant. The grantee shall not carry out or allow to be carried out any building or engineering foundation, including ground investigation within the said Sewage Tunnel Protection Areas unless approval has first been obtained from the Director of Drainage Services. Three sets of plan shall be submitted to the Mainland South Division of the Drainage Services Department for approval. The grantee shall comply with the conditions that may be stipulated by the Director of Drainage Services for the protection of sewage tunnel and the Guidance on the measures and requirements likely to be imposed to protect the sewage tunnel in the Appendix to the "Practice Note for the Authorised Persons and Registered Structural Engineers No. 165" issued by the Buildings Department.
- (j) Except with the prior written consent of the Director, the grantee shall not carry out or permit or suffer to be carried out any works in connection with any residential unit erected or to be erected on the lot, including but not limited to demolition or alteration of any partition wall or any floor or roof slab or any partition structure, which shall result in such unit being internally linked to and accessible from any adjoining or adjacent residential unit erected or to be erected on the lot. The decision of the Director as to what constitutes works resulting in a unit being internally linked to and accessible from any adjoining or adjacent residential unit shall be final and binding on the grantee.
- (k) Upon any failure or neglect by the grantee to perform, observe or comply with conditions of the Land Grant, the Government shall be entitled to re-enter upon and take back possession of the lot or any part thereof and all or any buildings, erections and works erected or to be erected on the lot or any part thereof or any part of such buildings, erections or works. Upon re-entry: (i) the rights of the grantee under the Land Grant on the part of the lot re-entered shall absolutely cease and determine; (ii) the grantee shall not be entitled to any

refund of premium or any part thereof, any payment or compensation whatsoever in respect of the value of the land or any building(s) erected thereon or any amount expended by the grantee in the preparation, formation or development of the lot or any part thereof; but (iii) the rights, remedies and claims of the Government in respect of any breach, non-observance or non-performance of the terms and conditions of the Land Grant are not to be thereby prejudiced.

- (l) Please see paragraph 5 above for other lease conditions that may be onerous to a purchaser.

Note:

The expression "grantee" as mentioned in this section means the "Grantee" under the Land Grant, and where the context so admits or requires includes his executors, administrators and assigns and in case of a corporation its successors and assigns.

SUMMARY OF LAND GRANT

批地文件的摘要

1. 發展項目所位於的土地的地段編號：

將軍澳市地段第 121 號。

2. 有關租契規定的年期：

由 2017 年 4 月 18 日起計 50 年。

3. 適用於該土地的用途限制：

- (a) 該地段或其任何部分或其上已建或擬建建築物除私人住宅用途外，不得用作其他用途。
- (b) 該地段不得興建或建造墳墓或靈灰安置所，亦不得安葬或放置人類遺骸或動物遺骸（不論是否置於陶瓶或骨灰甕內或以其他方式安葬或放置）。

4. 按規定須興建並提供予政府或供公眾使用的設施：

- (a) 於批地文件所夾附的圖則 I 上以「PROP.FB1」顯示及標記之位置或其他地政總署署長（「署長」）可全權酌情書面要求或批准之位置，須由承授人自費提供及興建一座單層有蓋行人天橋（「有蓋行人天橋一」）連同所有應署長要求或批准之支撐及駁口（包括署長絕對酌情認為以便日後任何伸延至有蓋行人天橋一所需要之任何支撐及駁口），以連接該地段與毗鄰之將軍澳市地段第 111 號及其內提供之行人天橋支撐及駁口。
- (b) 於批地文件所夾附的圖則 I 上以「PROP.FB2」顯示及標記之位置或其他署長可絕對酌情書面要求或批准之位置，須由承授人自費提供及興建一座單層有蓋行人天橋（「有蓋行人天橋二」）連同所有應署長要求或批准之支撐及駁口（包括署長絕對酌情認為以便日後任何伸延至有蓋行人天橋二所需要之任何支撐及駁口）（「該等構築物」）；及由承授人於有蓋行人天橋二內提供及興建結構支撐、駁口及出口，以於署長可絕對酌情要求的位置將該有蓋行人天橋連接予名為將軍澳市地段第 70 號餘段之土地上之結構支撐及駁口。有蓋行人天橋一及有蓋行人天橋二統稱「有蓋行人天橋」，以供所有公眾人士任何時間不論日夜及無需任何性質之繳款徒步或使用輪椅用作通道自由使用。
- (c) 須由承授人提供一條行人走廊及包括署長要求或批准之構築物或設施（「行人走廊」），致使運輸署署長滿意，以連接有蓋行人天橋，供所有公眾人士一天 24 小時徒步或使用輪椅用作通道，且不收取費用及不得作任何干擾。

5. 有關承授人在該土地內外鋪設、塑造或作環境美化的任何範圍，或興建或維持任何構築物或設施的責任：

- (a) 發展項目須於 2022 年 12 月 31 日（註：政府已批准將該日期延至 2023 年 6 月 30 日）或之前建成至適宜佔用。
- (b) 承授人須於批地文件年期內：(i) 按經批准之設計及規劃及經批准之建築圖則維持所有建築物，不得有變更或改動；及(ii) 保持所有已建或擬建建築物修葺良好堅固的狀態，並於年期屆滿或終止時將其同樣的修葺狀態下交回予政府。
- (c) (i) 承授人確認於舊地段現存有若干建築物及構築物及承授人承諾會自費將現存於舊地段及黃色範圍上之該等建築物及構築物拆除及移除（按第 5(c)(ii) 段提及）。就任何因該等建築物及構築物之存在而對承授人造成或其所蒙受的損壞、滋擾或干擾，政府概不負責或承擔任何責任。承授人須就該等建築物及構築物的存在及其後之拆除及移除（不論直接或間接）所引致或與之有關的所有責任、申索、費用、索求、訴訟或其他司法程序彌償政府，並使其維持獲彌償。
- (ii) 僅為進行第 5(c)(i) 段、第 5(c)(iii) 段、第 5(c)(v) 段及第 5(c)(vi) 段指明須進行的工程的目的，承授人於批地文件之簽立日期被賦予在批地文件所夾附的圖則 I 上以黃色顯示的部分（「黃色範圍」）的管有權。承授人須按照第 5(c)(x) 段應署長要求交回黃色範圍或其任何部分之管有權予政府。
- (iii) 承授人須於批地文件之簽立日期起計 18 個月內自費將現存於黃色範圍上之建築物及構築物拆除及移除。其後承授人須自費保養及維持黃色範圍，使其處於安全、清潔、整齊、井然及健康的狀態，致使署長滿意，直至黃色範圍或其任何部分之管有權按照第 5(c)(x) 段交回予政府為止。
- (iv) 倘若承授人未能於第 5(c)(iii) 段所訂期限前履行該段項下之責任，政府可進行所需之工程，惟費用由承授人支付，承授人須應要求向政府支付一筆相等於上述工程之費用的款項，數額由署長釐定，此決定為最終決定並對承授人具約束力。
- (v) 承授人須採取或安排採取必須之行動，以避免因發展、重建或使用該地段或其他情況，導致於黃色範圍或其任何部分及其上之任何建築物或構築物（不論於地面、地面之上或之下）造成泥土及地下水污染，承授人須自費進行一切必須之工程（「預防工程」）以免發生該泥土及地下水污染。
- (vi) 承授人須於批地文件之簽立日期起計 18 個月內，或於經署長批准的其他延長期限內自費於黃色範圍進行泥土及地下水污染評估（「污染評估」），致使環境保護署署長滿意，其後向署長遞交污染評估報告及補救計劃。承授人須應署長書面要求，以署長及承授人已同意之方式及時限之內，自費進行有關黃色範圍之補救

計劃（「除污工程」），致使環境保護署署長在各方面滿意。

- (vii) 如承授人在任何方面忽略或未能按照第 5(c)(v) 段及第 5(c)(vi) 段進行預防工程、污染評估或除污工程，
 - (I) 署長可全權酌情執行和進行預防工程、污染評估或除污工程，而承授人須應要求向署長繳付該工程之費用，該費用由署長以完全彌償基準核證；或
 - (II) 承授人須應要求向署長繳付一次性金額，該金額等同環境保護署署長全權決定下進行預防工程、污染評估或除污工程之預計費用。倘若該一次性金額不足以繳付進行預防工程、污染評估或除污工程之費用（不論工程是由署長或其他被委託進行工程的任何人士進行），承授人須應要求以完全補償基準向署長繳付差額。
- (viii) 承授人不得使用黃色範圍或其任何部分作為儲存或停泊車輛或建造任何臨時構築物或任何除進行第 5(c)(i) 段、第 5(c)(iii) 段、第 5(c)(v) 段及第 5(c)(vi) 段指明之工程外之用途。
- (ix) 就任何對承授人或任何其他人士造成或承授人或任何其他人士蒙受的損失、損壞、滋擾或干擾，不論是否因承授人履行第 5(c)(iii) 段的責任或政府行使第 5(c)(iv) 段及第 5(c)(vii)(I) 段的權利或其他原因而引起或附帶發生，署長概不承擔任何責任；承授人亦不得針對政府、署長或其授權官員就該等損失、損壞、滋擾或干擾提出任何申索。
- (x) 政府可於批地文件之簽立日期起計 18 個曆月後任何時間給承授人不少於一個曆月之事先書面通知要求承授人交回黃色範圍或其任何部分，而承授人須自費於該通知之限期免收費用將黃色範圍或其任何部分交吉予政府，致使署長滿意。承授人確認就交回黃色範圍或其任何部分承授人無權獲得任何款項或賠償。
- (d) (i) 承授人須於 2022 年 12 月 31 日（註：政府已批准將該日期延至 2023 年 6 月 30 日）或之前（或署長指定的其他日期），自費於批地文件所夾附的圖則 I 上以「PROP.FB1」顯示及標記之位置或其他署長可全權酌情書面要求或批准之位置，提供及興建有蓋行人天橋一連同所有應署長要求或批准之支撐及駁口（包括署長絕對酌情認為以便日後任何伸延至有蓋行人天橋一所需要之任何支撐及駁口），以連接該地段與毗鄰地段（於批地文件之簽立日期該毗鄰地段已名為並於土地註冊署登記為將軍澳市地段第 111 號）及其內提供之行人天橋支撐及駁口，致使署長在各方面滿意。
- (ii) 承授人須應署長要求及於署長指定期限內，自費於批地文件所夾附的圖則 I 上以「PROP.FB2」顯示及標記之位置或其他署長可絕對酌情書面要求或批准之位

SUMMARY OF LAND GRANT

批地文件的摘要

置，提供及興建有蓋行人天橋二連同該等構築物，致使署長在各方面滿意，及：

- (I) 承授人須於有蓋行人天橋二內提供及興建結構支撐、駁口及出口，以於署長可絕對酌情要求的位置將根據本 5(d)(ii) 段提供之有蓋行人天橋連接予批地文件之簽立日期已名為並於土地註冊署登記為將軍澳市地段第 70 號餘段之土地上之結構支撐及駁口；
- (II) 承授人確認及同意於批地文件之年期內，特此為政府、其官員、代理、承建商、工人及被許可人，及任何鄰近地段之業主、其代理、承建商、工人、員工、被許可人及其他獲正式授權人士於任何時間免除一切費用及收費，保留連接該結構支撐及駁口至有蓋行人天橋二之權利；及
- (III) 承授人確認及同意政府沒有作出擔保及沒有作出任何明示或隱含之保證將興建按第 5(d)(ii)(I) 段提及之結構支撐及駁口，政府概不就任何倘因未有興建該結構支撐及駁口而引致的或與之有關的或因此而導致的任何申索、損失或損害向承授人承擔責任。
- (iii) 有蓋行人天橋內淨闊度最少為 3 米，其所處高度須有由街道水平向上起計最少為 5.1 米之淨通行高度或須為署長書面批准之其他高度。就本 5(d)(iii) 段而言，署長就何謂街道水平而所作之決定為最終決定並對承授人具約束力。
- (iv) 有蓋行人天橋須以署長要求及批准之物料、標準、高度、定線、規劃及設計興建，包括但不限於署長絕對酌情要求配備及建造之支撐、斜路、相關樓梯及梯台、扶手電梯、升降機、供傷健人士使用之進出設施及其內部及外部裝置和固定裝置及照明裝置。
- (v) 倘若承授人未能於第 5(d)(i) 段、第 5(d)(ii) 段、第 5(d)(viii) 段及第 5(d)(ix) 段所訂定之期限內或經署長所訂之期限內履行該段項下之責任，政府可進行所需之建造、保養或更換工程，惟費用由承授人支付，承授人須應要求向政府支付一筆相等於上述工程之費用的款項，數額由署長釐定，此決定為最終決定並對承授人具約束力。就進行上述工程而言，政府、其官員、代理、承建商、工人或其他獲正式授權人士可於任何合理時間有權自由及不受干擾地進入該地段或其任何部分及其上已建或擬建建築物。任何因行使本 5(d)(v) 段賦予的進入權而引起或附帶發生而對承授人造成或蒙受之任何形式的損失、損壞、滋擾或干擾，政府、其官員、代理、承建商、工人或其他獲正式授權人士概不承擔任何責任。承授人亦不得針對政府、其官員、代理、承建商、工人或其他獲正式授權人士就該等損失、損壞、滋擾或干擾提出任何申索。
- (vi) (I) 有蓋行人天橋不得用作供所有公眾人士通道（徒步

或以輪椅）以外的任何用途。

- (II) 除非獲署長批准或署長要求，承授人不得在有蓋行人天橋或其任何部分（不論其外部或內部）用作、允許或容忍用作廣告用途或展示任何形式的招牌、告示或海報。
- (III) 承授人不得在有蓋行人天橋進行、允許或容忍進行任何事情，以致或可能導致對在有蓋行人天橋之下經過之任何人士或車輛，或任何毗連或毗鄰地段或處所之任何業主或佔用人造成滋擾、騷擾、不便或損害。
- (IV) 承授人須在有蓋行人天橋存在期間允許所有公眾人士任何時間不論日夜為所有合法目的自由及無需任何性質之繳款徒步或使用輪椅通行、往返、通過、穿越、上落以經過及再經過有蓋行人天橋。
- (vii) 就承授人、其受僱人、工人及承建商與有蓋行人天橋之建造、更改、維修及保養有關的任何作為或不作為而引致或與之有關的所有法律責任、訴訟、司法程序、費用、申索、支出、損失、損害賠償、收費及索求（不論任何性質），承授人須彌償政府、其官員、代理、承建商、工人或其他獲正式授權人士，並使其維持彌償。
- (viii) 承授人（包括其按批地文件特別條件第 (23) 條提及之承讓人，但不包括其他承讓人）須自費管理及保養有蓋行人天橋或任何其替代品、相關構築物、污水渠、排水渠及其他設施，使其處於修葺良好堅固的狀態，及須於任何時間照亮有蓋行人天橋，致使署長在各方面滿意，直至有蓋行人天橋之管有權按第 5(d)(x) 段交回予政府為止。
- (ix) 倘若該地段或其任何部分進行重建而需要拆除有蓋行人天橋或其任何部分，承授人須在署長指定之期限內自費以署長批准或要求之設計、物料、闊度、高度及位置，興建及完成新的有蓋行人天橋或其任何部分作為替代品，致使署長滿意。
- (x) 承授人須應署長要求交回有蓋行人天橋或其替代品或其任何部分予政府，且政府不須對承授人支付或作出賠償。然而政府無責任應承授人之要求收回有蓋行人天橋或其任何部分之管有權，但如政府認為有此需要可決定收回管有權。
- (e) (i) 承授人須自費以署長要求或批准之位置、標準、高度、定線及設計，提供一條淨闊度不少於 3 米之行人走廊及包括署長要求或批准之構築物或設施，致使運輸署署長滿意，以連接按第 5(d)(iii) 段提及之有蓋行人天橋，致使署長在各方面滿意。
- (ii) 承授人須於批地文件之年期內於行人走廊存在期間任何時間及遵照署長施加之任何要求，保持行人走廊一天 24 小時開放，以供所有公眾人士為所有合法目的徒

步或使用輪椅用作通道，且不收取費用及不得作任何干擾。

- (iii) 署長可全權決定行人走廊或其部分可不被納入按批地文件指定計算之總樓面面積之範圍。
- (iv) 承授人須於批地文件之整個年期內自費管理及保養行人走廊，使其處於修葺良好堅固的狀態，致使署長在各方面滿意。
- (f) (i) 特此明文協定、聲明及訂明，在第 5(e)(ii) 段及第 5(d)(vi)(VI) 段對承授人施加義務的同時，承授人並無意圖撥出且政府亦沒有同意承授人將行人走廊或有蓋行人天橋或其任何部分撥供公眾作通道使用。
- (ii) 特此明文協定及聲明，第 5(e)(ii) 段及第 5(d)(vi)(VI) 段所載承授人的責任不得被視為可按《建築物（規劃）規例》第 22(1) 條和任何修訂或代替規例或其他規定給予額外上蓋面積或地積比率的任何寬免或權利的期望或索求。為免存疑，承授人明文放棄按《建築物（規劃）規例》第 22(1) 條和任何修訂或代替規例可獲取額外上蓋面積或地積比率的任何寬免或權利以及一切索求。
- (g) (i) 承授人須自費以署長批准之位置、方式、材料、標準、高度、定線及設計按第 5(g)(ii) 段指明之目的鋪設、塑造、提供及建造若干分隔的行人通路或小徑並修建其路面（「行人通道」）（連同署長可絕對酌情要求之樓梯、斜道、照明、扶手電梯及/或升降機），致使署長在各方面滿意。
- (ii) 按第 5(g)(i) 段提及之行人通道須採取可行的最短路線及必須有蓋，其建造及設計須符合以下要求：
 - (I) 於署長批准之地點及樓層連接擬建於該地段的每座建築物；
 - (II) 連接該地段內所有主要設施，包括其上之住宅大廈、私家休憩用地及提供之主要設施；及
 - (III) 連接行人走廊（按第 5(e)(i) 段提及）及有蓋行人天橋（按第 5(d)(iii) 段提及）。
- (iii) 承授人須於批地文件之整個年期內自費保養根據本 5(g) 段提供之行人通道（連同樓梯、斜道、照明、扶手電梯及/或升降機），使其處於修葺良好堅固的狀態，致使署長滿意。
- (h) (i) 僅就進行第 5(d)(ii)(I) 段指明需要的工程而言，承授人將於批地文件之簽立日期或署長予承授人發出信件所示之其他日期被賦予批地文件所夾附的圖則 I 上以綠色顯示之公共行人路或日後興建公共行人路的範圍（「綠色範圍」）的管有權。綠色範圍（不包括有蓋行人天橋二連同其按照第 5(d)(iv) 段建造之支撐、斜路、相關樓梯及梯台、扶手電梯、升降機、及其內部及外部裝置和固定裝置及其照明裝置）須應政府要求交回予政府，

SUMMARY OF LAND GRANT

批地文件的摘要

且不論任何情況，綠色範圍會被視為於署長發出信件表示批地文件各項條件已妥為履行致使其滿意的當天由承授人交回予政府。承授人須在其管有綠色範圍期間的所有合理時間內容許政府及行人自由出入綠色範圍，並確保通道不受工程干擾或阻礙，不論是根據分段第5(d)(ii)(I)段進行之工程或其他工程。

- (ii) 承授人須於其管有綠色範圍期間內自費保養綠色範圍連同該等構築物及其上或內所建造、安裝及提供的所有構築物、路面、溝渠、污水管、排水渠、消防栓、服務設施、街燈、交通標誌、街道設施、道路標記及植物，致使署長滿意，直至綠色範圍之管有權按照第5(h)(i)段交回予政府為止。承授人遵行本5(h)(ii)段交回綠色範圍並不影響其根據第5(d)(viii)段下管理及保養之責任。
- (iii) 除非經署長事先書面同意，承授人不得使用綠色範圍作為儲存用途或任何臨時構築物之建造或任何除進行第5(d)(ii)(I)段指明之工程外之用途。
- (iv) 承授人須在其管有綠色範圍期間的所有合理時間內：
 - (I) 允許政府、署長及其官員、承建商及代理及任何獲署長授權人士有權進出、往返及穿越該地段及綠色範圍，以便視察、檢查及監督任何須按第5(d)(ii)(I)段進行的工程，及進行、視察、檢查及監督根據第5(d)(iv)段進行的工程及任何其他署長認為有需要在綠色範圍內進行的工程；
 - (II) 允許政府及獲政府授權的相關公用事業公司應其要求進出、往返及穿越該地段及綠色範圍，以供其在綠色範圍或任何毗連土地之內、之上或之下進行任何工程，包括但不限於鋪設及於其後保養所有為向該地段或任何毗連或鄰近土地或處所提供電訊、電力、氣體（如有）及其他服務而所需的管道、電線、導管、電纜管道及其他傳導媒體及附屬設備。承授人須就有關任何上述於綠色範圍內進行的工程之所有事宜與政府及政府正式授權的相關公用事業公司通力合作；及
 - (III) 允許水務監督之官員及其他獲其授權之人士應其要求進出、往返及穿越該地段及綠色範圍，以進行任何關於操作、保養、維修、更換及改動其他於綠色範圍內之任何其他水務設施之工程。
- (v) 任何因政府、署長及其官員、承建商及代理、及任何根據第5(h)(iv)段獲正式授權的人士或公用事業公司行使權利而引起或附帶發生的損失、損壞、滋擾或干擾，政府、署長及其官員、承建商及代理、及任何根據第5(h)(iv)段獲正式授權人士或公用事業公司概不承擔任何責任。
- (i) (i) 承授人須自費於該地段內提供及保養不少於共2,700平方米之休憩用地範圍（「私家休憩用地」），致使署長

滿意。

- (ii) 私家休憩用地除供該地段已建或擬建住宅大廈之住客及佔用人，及其真正賓客或訪客作康樂用途共同使用及享用外，不得作任何其他用途。私家休憩用地須於署長要求之地點按署長要求塑造、敷設公用設施、園景美化、栽種植物、保養及提供指定設備與設施，致使署長在各方面滿意。
- (iii) 倘若私家休憩用地之任何部分根據第5(i)(i)段獲豁免計算總樓面面積：
 - (I) 承授人須自費保養私家休憩用地，使其處於修葺良好堅固的狀態，並須運作私家休憩用地致使署長滿意；及
 - (II) 私家休憩用地只准供該地段已建或擬建住宅大廈之住客及其真正賓客或訪客使用，並不得供其他人士使用。
- (j) 承授人須自費保養在該地段內按批地文件獲豁免計算總樓面面積的康樂設施及其附屬設施（「獲豁免設施」），使其處於修葺良好堅固的狀態，並須運作獲豁免設施致使署長滿意。獲豁免設施只准供發展項目之住宅大廈的住客及其真正賓客使用，並不得供其他人士使用。
- (k) 承授人須自費於該地段及平台（如有）上任何沒有建築物之部分進行園景工程及栽種樹木及灌木，及其後承授人須自費保養及維持園景工程，使其處於安全、清潔、整齊、井然及健康的狀態，致使署長滿意。
- (l) 任何在批地文件條款下指明需要拓建的私家街、私家路及後巷之選址須使署長滿意，並由署長決定包括或排除於出租範圍，並須應要求免費交回予政府。如上述街道、道路及後巷交回予政府，該處鋪設路面、路邊石、排水渠（污水及雨水渠）、渠道及安裝道路照明的工程將由政府進行，惟費用由承授人支付，此後之維修費用則為公共開支。如上述私家街、私家路及後巷尚屬出租範圍內，承授人須於該處自費進行安裝路燈、鋪設路面、路邊石、排水渠及渠道的工程，並須自費保養，致使署長在各方面滿意；署長可基於公眾利益按需要在該處進行或達致進行路燈安裝及維修工程，承授人須承擔路燈安裝工程的資本開支，並允許工人和車輛自由進出該範圍，以便安裝及維修該等路燈。
- (m)(i) 須於該地段內按指定比率提供若干車位，以供按《道路交通條例》、其任何附屬規例及任何修訂法例獲發牌，並屬於該地段上已建或擬建建築物的住客及其真實賓客、訪客或所邀請者之車輛停泊（「住宅停車位」），致使署長滿意。
- (ii) 須按指定比率提供若干額外車位，以供按《道路交通條例》、其任何附屬規例及任何修訂法例獲發牌，並屬於該地段上已建或擬建建築物的住客的真實賓客、訪客或所邀請者之車輛停泊（「訪客停車位」），致使署長滿意。

(iii) 承授人須從第5(m)(i)段（可按批地文件更改）及第5(m)(ii)段（可按批地文件更改）提及之車位中，保留及指定按建築事務監督要求及批准之數目的車位，以供傷殘人士（按《道路交通條例》、其任何附屬規例及任何修訂法例定義）使用之車輛停泊（「供傷殘人士用停車位」）。

(iv) 須於該地段內按指定比率提供若干車位，以供按《道路交通條例》、其任何附屬規例及任何修訂法例獲發牌，並屬於該地段上已建或擬建建築物的住客及其真實賓客、訪客或所邀請者之電單車停泊（「電單車停車位」），致使署長滿意。

(v) 須於該地段內按指定比率提供若干車位，以供屬於該地段上已建或擬建建築物的住客及其真實賓客、訪客或所邀請者之單車停泊（「單車停車位」），致使署長滿意。

(vi) 須於該地段內按指定比率提供若干車位供貨車上落貨（「上落貨停車位」），致使署長滿意。

(n) 承授人須按經署長批准並給署長存檔之車場布局圖維持停車位、上落貨停車位及其他範圍，包括但不限於升降機、樓梯平台及運轉及通道地方。

(o) (i) 承授人須自費建造及保養署長認為有需要的排水渠及渠道（不論是否位於該地段範圍內或政府土地上），以將落在或流經該地段上的雨水截流並排送至就近的水道、集水井、渠道或政府雨水渠，致使署長滿意；倘若該等雨水造成的任何損壞或滋擾，而引起的所有訴訟、申索及索求，承授人須彌償政府及其官員。

(ii) 連接該地段任何排水渠及污水渠與政府雨水渠及污水渠（如已鋪設及投入運作）之工程可由署長進行，而署長對承授人就任何由此而起的損失或損壞並無責任，且承授人須應要求向政府支付該接駁工程之費用。又或者，承授人可自費進行該接駁工程致使署長滿意，而在此情況下，上述位於政府土地內的該接駁工程的任何部分須由承授人自費保養，且應政府要求下承授人須交回予政府以供政府日後自費進行保養；承授人亦須應要求向政府支付該接駁工程技術審核的費用。如承授人未有保養上述位於政府土地內的該接駁工程的任何部分，署長可進行其認為有需要的保養工程，且承授人須應要求向政府支付該等工程的費用。

(p) 該地段上住宅單位總數不得少於 666 個。

6. 對買方造成負擔的租用條件：

(a) 除非經署長事先書面許可，不得移除或干擾該地段或其毗鄰所生長的樹木；署長於給予許可時可就移植、補償性環境美化或重新栽種施加其認為合適之條件。

SUMMARY OF LAND GRANT

批地文件的摘要

(b) 住宅停車位及電單車停車位均不得：

(i) 轉讓，除非：

(I) 連同發展項目的住宅單位轉讓；或

(II) 轉讓予已是發展項目住宅單位業主之人士；或

(ii) 出租，除非出租予發展項目住宅單位之住客。

惟於任何情況下，轉讓予發展項目住宅單位之業主或出租予發展項目住宅單位之住客的住宅停車位及電單車停車位總數不得多於三個。

(c) (i) 住宅停車位不得用作停泊按《道路交通條例》、其任何附屬規例及任何修訂法例獲發牌，且屬於該地段上已建或擬建建築物的住客及其真實賓客、訪客或所邀請者之車輛以外的任何用途，尤其是上述車位不得用作儲存、展示或展覽供出售或作他用的車輛或用作提供汽車清潔及美容服務。

(ii) 訪客停車位不得用作停泊按《道路交通條例》、其任何附屬規例及任何修訂法例獲發牌，且屬於該地段上已建或擬建建築物的住客的真實賓客、訪客或所邀請者之車輛以外的任何用途，尤其是上述車位不得用作儲存、展示或展覽供出售或作他用的車輛或用作提供汽車清潔及美容服務。

(iii) 供傷殘人士用停車位不得用作停泊傷殘人士（按《道路交通條例》、其任何附屬規例及任何修訂法例定義）使用，且屬於該地段上已建或擬建建築物的住客及其真實賓客、訪客或所邀請者之車輛以外的任何用途，尤其是上述車位不得用作儲存、展示或展覽供出售或作他用的車輛或用作提供汽車清潔及美容服務。

(iv) 電單車停車位不得用作停泊按《道路交通條例》、其任何附屬規例及任何修訂法例獲發牌，且屬於該地段上已建或擬建建築物的住客及其真實賓客、訪客或所邀請者之電單車以外的任何用途，尤其是上述車位不得用作儲存、展示或展覽供出售或作他用的車輛或用作提供汽車清潔及美容服務。

(v) 上落貨停車位不得用作供與該地段上已建或擬建建築物有關之貨車上落貨之外的任何用途。

(d) 當發展或重建該地段時，可於受制於署長施加的條件下允許之指定位置作臨時通道供建築車輛進入該地段。於發展項目或重建項目完工時，承授人須自費於署長指定之期限內還原該已興建作臨時通道之範圍，致使署長在各方面滿意。

(e) 倘若由該地段或因該地段開發而受影響的其他範圍的泥土、廢土、瓦礫、建築廢料或建材（「該等廢料」）侵蝕、沖洗或傾倒在公共巷徑或道路上，或路旁暗渠、前濱或海床、污水渠、雨水渠或溝渠或其他政府財產之上或內（「該等政府財產」），承授人須自費清理該等廢料並修葺任何對該等政府財產造成的損壞。承授人須就該等侵蝕、沖洗或傾倒對私人財

產造成的任何損壞或滋擾所引致的一切訴訟、申索及索求彌償政府。署長可以（但無義務）應承授人請求清理該等廢料並修葺該等廢料對該等政府財產造成的任何損壞，而承授人須應要求向政府支付有關費用。

(f) 承授人須於所有時候，尤其是當進行建造、保養、更新或維修工程（「該等工程」）時，採取或安排採取所有恰當及足夠的謹慎、技巧及預防措施，以免對該地段或綠色範圍或黃色範圍或其任何部分之上、跨越、之下或旁邊的任何政府或其他現存排水渠、水道或河道、水管、道路、行人徑、街道設施、污水渠、溝渠、管道、電纜、電線、公用服務或任何其他工程或裝置（「該等服務」）造成任何損壞、干擾或阻礙。承授人須於進行任何該等工程前進行或安排進行適當的搜索及查詢，以確定該等服務之現行位置及水平，並須就如何處理任何或會受該等工程影響之該等服務向署長提交書面建議書供其就各方面批准，且不得在署長就該等工程及上述建議書發出書面批准之前進行任何工程。承授人須遵行及自費達成署長於發出上述批准時就該等服務所施加的任何要求，包括任何有需要的改道、重鋪或還原工程之費用。承授人須自費在各方面維修、修復及還原所有因該等工程對該地段或綠色範圍或黃色範圍或其任何部分或任何該等服務所造成，或以任何方式引致的損壞、干擾或阻礙，致使署長滿意（溝渠、污水渠、雨水渠或水管除外，其之修復將由署長進行，除非署長另有決定，而承授人須應要求向政府支付上述工程之費用）。若承授人未有對該地段或其任何部分、或綠色範圍、或該地段或綠色範圍或黃色範圍或其任何部分或任何該等服務進行任何所需之改道、重鋪、維修、修復及還原致使署長滿意，署長可進行其認為有需要之任何該等改道、重鋪、維修、修復及還原，而承授人須應要求向政府支付上述工程之費用。

(g) 除非經署長事先書面許可，承授人不得削去、清除或後移任何毗鄰或毗連該地段的政府土地，或於任何政府土地進行任何種類的堆土、填土或斜坡整理工程。署長可全權酌情給予有關許可，但須受其全權酌情決定施加任何其認為合適之條款及條件所規限，包括由其釐定之地價批出額外政府土地作為該地段的增批部分。

(h) 若有或曾有任何土地之削去、清除或後移，或任何種類的堆土、填土或斜坡整理工程，不論是否經署長事先書面同意，不論是否位於該地段內或任何政府土地內，而進行上述工程是為承授人於該地段或其任何部分進行塑造、平整或發展工程或其於批地文件條款下需要進行的任何其他工程的目的或與其有關連的目的或任何其他目的，承授人須於當時或其後有需要的時候，自費進行及建造該等斜坡整理工程、護土牆或其他支撐、防護措施、排水系統或附屬或其他工程，以保護及支持該地段內的土地及任何毗鄰或毗連之政府土地或已出租土地，及排除及預防其後發生的任何泥土剝落、泥石傾瀉或土地下陷。承授人須於批地文件之年期內的所有時間自費保養上述土地、斜坡整理工程、護土牆或其他支撐、防護措施、排水系統或附屬或其他工程使其處於修葺良好堅固的狀態，致使署長滿意。倘若於任何時間因承授人進行的開拓、平整或發展或其他工程或任何其他原因而導致或引起任

何泥土剝落、泥石傾瀉或土地下陷，不論是否位於或自該地段內的任何土地，或於任何毗鄰或毗連的政府土地或出租土地內，承授人須自費還原和修復致使署長滿意，並須就通過或由於該等泥土剝落、泥石傾瀉或土地下陷而將會或可能造成、蒙受或招致的任何費用、收費、損害賠償、索求及申索彌償政府、其代理及承建商。除了批地文件訂明就任何違反其條款而有的權利或補償外，署長亦有權以書面通知形式要求承授人進行、興建及保養上述土地、斜坡整理工程、護土牆、或其他支撐、防護措施、及排水系統或附屬或其他工程，或還原和修復任何泥土剝落、泥石傾瀉或土地下陷，且如承授人忽略或未能在指明期限內遵行該通知致使署長滿意，署長可即執行和進行任何有需要的工程，而承授人須應要求向政府歸還該工程的費用，連同任何行政或專業費用或收費。

(i) 承授人確認於批地文件所夾附的圖則I上以「作建築工程用之污水隧道外圍保護區」及「作土地勘探工程用之污水隧道保護區」顯示及標示之範圍（統稱「該等污水隧道保護區」）下建有一條污水隧道，於批地文件之年期內政府有權維持、保養及使用污水隧道。除非事前獲得渠務署署長批准，承授人不得在該等污水隧道保護區內進行或容許進行任何建築或工程地基，包括土地勘探。申請人須向「渠務署九龍及新界南渠務部」呈交三套圖則以供其批准。承授人須遵照渠務署署長為保護污水隧道所訂之條款，及由屋宇署發出之《認可人士及註冊結構工程師作業備考 165號》附錄中保護污水隧道可施加之措施和規定指南。

(j) 除非經署長事先書面許可，承授人不得進行或允許或容許進行與該地段已建或擬建任何住宅單位有關的任何工程，包括但不限於拆除或改動任何間隔牆、任何地板、天台樓板或任何間隔結構，導致該單位可內部連接或通過至該地段任何已建或擬建之毗連或毗鄰住宅單位。署長就何謂導致該單位可內部連接或通過至該地段任何已建或擬建之毗連或毗鄰住宅單位的工程而所作之決定為最終決定並對承授人具約束力。

(k) 當承授人未能或忽略履行、遵守或符合批地文件之條件，政府有權收回及重新管有該地段或其任何部分以及所有或任何於該地段或其任何部分上之已建或擬建建築物、豎設物及工程，或該建築物、豎設物或工程之任何部分。當該地段被收回：(i)承授人在批地文件之下於該地段被收回之部分的權利將完全告終及終止；(ii)承授人無權獲得任何地價退款或其任何部分、就該土地及其上之任何建築物的價值的任何款項或賠償，或承授人在準備、平整地盤或發展該地段或其任何部分中花費的任何金額；但(iii)政府就任何違反、未能履行或執行批地文件之條款及條件而有的任何其他權利、補償及申索將不受此影響。

(l) 其他對買方造成負擔的租用條件請參閱上文第5段。

註：
本節中提述「承授人」一詞指根據批地文件中的承授人和如文意允許或要求包括其遺囑執行人、遺產管理人、承讓人及（如為法團）其繼承人和承讓人。

INFORMATION ON PUBLIC FACILITIES AND PUBLIC OPEN SPACES

公共設施及公眾休憩用地的資料

1. Description of any facilities that are required under the land grant to be constructed and provided for the Government, or for public use

- (a) A single-storey covered footbridge ("the Covered Footbridge 1") together with all supports and connections (including any supports and connections which the Director of Lands ("the Director") in his absolute discretion considers necessary for any future extension to the Covered Footbridge 1) as shall be required or approved by the Director to be provided and constructed by the grantee at the grantee's own expense in the position shown and marked "PROP. FB1" on PLAN I annexed to the Land Grant or in such other position as may be required or approved in writing by the Director at his sole discretion to connect the lot to the adjoining lot known as Tseung Kwan O Town Lot No. 111 and also at the footbridge supports and connections provided therein.
- (b) A single-storey covered footbridge ("the Covered Footbridge 2") together with all supports and connections (including any supports and connections which the Director in his absolute discretion considers necessary for any future extension to the Covered Footbridge 2) as shall be required or approved by the Director ("the Structures") to be provided and constructed by the grantee at the grantee's own expense in the position shown and marked "PROP. FB2" on PLAN I annexed to the Land Grant or in such other position as may be required or approved in writing by the Director at his absolute discretion; and structural supports, connections and openings to be provided and constructed by the grantee within the Covered Footbridge 2 to link with the structural supports and connections on the land known as The Remaining Portion of Tseung Kwan O Town Lot No. 70 at such position as the Director in his sole discretion shall require. The Covered Footbridge 1 and the Covered Footbridge 2 are collectively referred to as "the Covered Footbridges" which shall be used as the passage by all members of the public on foot or by wheelchair freely and without payment of any nature at all times during the day or night.
- (c) A pedestrian walkway which is provided by the grantee comprising such structures or facilities as may be required or approved by the Director ("the Pedestrian Walkway") to the satisfaction of the Commissioner for Transport so as to link up the Covered Footbridges for the use by all members of the public 24 hours a day on foot or by wheelchair free of charge and without any interruption.

2. Description of any facilities that are required under the land grant to be managed, operated or maintained for public use at the expense of the owners of the residential properties in the Development

- (a) Such portions of public pavement or future public pavement shown coloured green on PLAN I annexed to the Land Grant ("the Green Area") to be maintained by the grantee together with the Structures and all structures, surfaces, gullies, sewers, drains, fire hydrants, services, street lights, traffic signs, street furniture, road markings and plant constructed, installed and provided thereon or therein; and the Green Area shall be allowed free access for all Government and pedestrian traffic at all reasonable times while in the grantee's possession.
- (b) See 1(a), 1(b) and 1(c) above.

3. Size of any open space that is required under the land grant to be managed, operated or maintained for public use at the expense of the owners of the residential properties in the Development

Not applicable.

4. Description of any part of the land (on which the Development is situated) that is dedicated to the public for the purposes of regulation 22(1) of the Building (Planning) Regulations (Cap. 123 sub. leg. F)

Not applicable.

5. Plan(s) showing the locations of the facilities mentioned in paragraphs 1 and 2 (if any), open spaces mentioned in paragraph 3 (if any) and those parts of the land mentioned in paragraph 4 (if any)

See the plan(s) at the end of this section.

6. General public's right to use

In relation to any of those facilities and open spaces, and those parts of the land, mentioned in paragraphs 1, 2, 3 and 4 above that are for public use, the general public has the right to use the facilities or open spaces, or the parts of the land, in accordance with the Land Grant or the deed of dedication (as the case may be).

7. Management, operation and maintenance

The facilities mentioned in paragraph 2 and open spaces mentioned in paragraph 3 (if any) are required to be managed, operated or maintained at the expense of the owners of the residential properties in the Development, and those owners are required to meet a proportion of the expense of managing, operating or maintaining those facilities or open spaces (if any) through the management expenses apportioned to the residential properties concerned.

8. Provisions of the land grant and the deed of dedication (if applicable), and of the deed of mutual covenant in respect of the Development that concern the facilities mentioned in paragraphs 1 and 2 and open spaces mentioned in paragraph 3 (if any), and those parts of the land mentioned in paragraph 4 (if any).

A. Green Area

Land Grant

Special Condition Nos. (12) and (39)

Special Condition No. (12)

"(12) (a) For the purpose only of carrying out the necessary works specified in Special Condition No. (11)(b) (i) hereof, the Grantee shall on the date of this Agreement or such other date to be specified in a letter from the Director to the Grantee be granted possession of portions of public pavement or future public pavement shown coloured green on PLAN I annexed thereto (hereinafter referred to as "the Green Area"). The Green Area (excluding the Covered Footbridge 2 together with such supports, ramps, associated staircases and landings, escalators, lifts and such internal and external fittings and fixtures and such lighting fittings erected in accordance with Special Condition No. (11)(d) hereof) shall be re-delivered to the Government on demand and in any event shall be deemed to have been re-delivered to the Government by the Grantee on the date of a letter from the Director indicating that these Conditions have been complied with to his satisfaction. The Grantee shall at all reasonable times while he is in possession of the Green Area allow free access over and along the Green Area for all Government and pedestrian traffic and shall ensure that such access shall not be interfered with or obstructed

INFORMATION ON PUBLIC FACILITIES AND PUBLIC OPEN SPACES

公共設施及公眾休憩用地的資料

by the carrying out of the works whether under Special Condition No. (11)(b)(i) hereof or otherwise.

- (b) The Grantee shall at all times while he is in the possession of the Green Area maintain at his own expense the Green Area together with the Structures and all structures, surfaces, gullies, sewers, drains, fire hydrants, services, street lights, traffic signs, street furniture, road markings and plant constructed, installed and provided thereon or therein to the satisfaction of the Director until such time as possession of the Green Area has been re-delivered in accordance with Special Condition No. (12)(a) hereof. The management and maintenance obligation of the Grantee as provided under Special Condition No. (11)(h) hereof shall not be affected by the re-delivery of the Green Area in accordance with this sub-clause.
- (c) The Grantee shall not without the prior written consent of the Director use the Green Area for the purpose of storage or for the erection of any temporary structure or for any purposes other than the carrying out of the works specified in Special Condition No. (11)(b)(i) hereof.
- (d) The Grantee shall at all reasonable times while he is in the possession of the Green Area:
 - (i) permit the Government, the Director and his officers, contractors and agents and any persons authorized by the Director the right of ingress, egress and regress to, from and through the lot and the Green Area for the purpose of inspecting, checking and supervising any works to be carried out in compliance with Special Condition No. (11)(b)(i) hereof and the carrying out, inspecting, checking and supervising of the works under Special Condition No. (11)(d) hereof and any other works which the Director may consider necessary in the Green Area;
 - (ii) permit the Government and the relevant public utility companies authorized by the Government the right of ingress, egress and regress to, from and through the lot and the Green Area as the Government or the relevant public utility companies may require for the purpose of any works to be carried out in, upon or under the Green Area or any adjoining land including but not limited to the laying and subsequent maintenance of all pipes, wire, conduits, cable-ducts and other conducting

media and ancillary equipment necessary for the provision of telephone, electricity, gas (if any) and other services intended to serve the lot or any adjoining or neighbouring land or premises and the Grantee shall co-operate fully with the Government and also with the relevant public utility companies duly authorized by the Government on all matters relating to any of the aforesaid works to be carried out within the Green Area; and

- (iii) permit the officers of the Water Authority and such other persons as may be authorized by them the right of ingress, egress and regress to, from and through the lot and the Green Area as the officers of the Water Authority or such authorized persons may require for the purpose of carrying out any works in relation to the operation, maintenance, repairing replacement and alteration of any other waterworks installations within the Green Area.
- (e) The Government, the Director and his officers, contractors and agents and any persons or public utility companies duly authorized under sub-clause (d) of this Special Condition shall have no liability in respect of any loss, damage, nuisance or disturbance whatsoever caused to or suffered by the Grantee or any person arising out of or incidental to the exercise of the rights by the Government, the Director and his officers, contractors and agents and any persons or public utility companies duly authorized under sub-clause (d) of this Special Condition."

Special Condition No. (39)

"(39) The Grantee shall take or cause to be taken all proper and adequate care, skill and precautions at all times, and particularly when carrying out construction, maintenance, renewal or repair work (hereinafter referred to as "the Works"), to avoid causing any damage, disturbance or obstruction to any Government or other existing drain, waterway or watercourse, water main, road, footpath, street furniture, sewer, nullah, pipe, cable, wire, utility service or any other works or installations being or running upon, over, under or adjacent to the lot or the Green Area or the Yellow Area or any part of any of them (hereinafter collectively referred to as "the Services"). The Grantee shall prior to carrying out any of the Works make or cause to be made such proper search and enquiry as may be necessary to ascertain the present position and levels of the Services, and shall submit his proposals for dealing

with any of the Services which may be affected by the Works in writing to the Director for his approval in all respects, and shall not carry out any work whatsoever until the Director shall have given his written approval to the Works and to such aforesaid proposals. The Grantee shall comply with and at his own expense meet any requirements which may be imposed by the Director in respect of the Services in granting the aforesaid approval, including the cost of any necessary diversion, relaying or reinstatement. The Grantee shall at his own expense in all respects repair, make good and reinstate to the satisfaction of the Director any damage, disturbance or obstruction caused to the lot or the Green Area or the Yellow Area or any part of any of them or any of the Services in any manner arising out of the Works (except for nullah, sewer, storm-water drain or water main, the making good of which shall be carried out by the Director, unless the Director elects otherwise, and the Grantee shall pay to the Government on demand the cost of such works). If the Grantee fails to carry out any such necessary diversion, relaying, repairing, making good and reinstatement of the lot or any part thereof or the Green Area or both the lot or the Green Area or the Yellow Area or any part of any of them or of any of the Services to the satisfaction of the Director, the Director may carry out any such diversion, relaying, repairing, making good or reinstatement as he considers necessary and the Grantee shall pay to the Government on demand the cost of such works."

Deed of mutual covenant

Clause 1

"**"Green Area"** means "the Green Area" as defined in Special Condition No.(12)(a) together with the Structures referred to in that Special Condition and all structures, surfaces, gullies, sewers, drains, fire hydrants, services, street lights, traffic signs, street furniture, road markings and plant constructed, installed and provided thereon or therein in accordance with the Land Grant;

"**"Off-site Areas"** means the Green Area and the Yellow Area;"

Clause 10.1(i)

"Management Expenses.

Management Expenses shall be the expenses, costs and charges necessarily and reasonably incurred in the management of the Land under this Deed including (without limitation) the following:

...

INFORMATION ON PUBLIC FACILITIES AND PUBLIC OPEN SPACES

公共設施及公眾休憩用地的資料

(i) all expenses incurred in relation to the Off-site Areas;”

Schedule 7, Paragraph 2

“Insurance.

[The Manager shall have the power:]

(a) Subject to the direction of the Owners’ Corporation (if formed), to insure on such terms as the Manager may determine:

(i) the Common Parts, the Slope Structures and the Off-site Areas in their full new reinstatement values in respect of loss or damage by fire or other risks; and

(ii) the Owners and the Manager in respect of such public, third party and occupier’s liability, employer’s liability in respect of employees employed within or exclusively in connection with the management of the Land, and other risks and liabilities, including without limitation those relating to the Slope Structures and the Off-site Areas, as the Manager may decide in such amounts as the Manager deems fit,

with some reputable insurance companies as comprehensively as reasonably and commercially possible in the name of the Manager and for and on behalf of the Owners according to their respective interests and to pay all premia required to keep such insurance policies in force. Such insurance could be a block insurance for the entire Development including areas which are not Common Parts.

(b) Subject to Clause 13.1, to pay out or apply all insurance money, compensation or damages recovered by the Manager in respect of any damage or loss to any Common Parts, the Slope Structures or the Off-site Areas in the repair, rebuilding or reinstatement of the same.”

Schedule 7, Paragraph 4(c)

“Control and operation and administration of Common Parts.

(c) [The Manager shall have the power:] [t]o comply with and ensure compliance with all laws and provisions of the Land Grant which are applicable to the Common Parts or the Land as a whole (including without limitation provisions in the Land Grant relating to the Off-site Areas).”

Schedule 7, Paragraph 12(d)

“Dealings with Government.

(d) [The Manager shall have the power:] [t]o comply with and take all steps the Manager may decide to ensure the compliance with all provisions in the Land Grant applicable to the Land as a whole (including without limitation provisions in the Land Grant relating to the Off-site Areas).”

Schedule 7, Paragraph 27

“Matters outside boundary. [The Manager shall have the power:] [t]o carry out and perform, in relation to the Off-site Areas, all acts, activities and works required by the Land Grant, the law or insurers of insurance taken out in relation thereto, or which are deemed appropriate by the Manager for performing and complying with the provisions of the Land Grant, the law or those insurers in relation to the same.”

Deed of dedication

Not applicable.

B. Covered Footbridges

Land Grant

Special Condition No. (11)

“(11) (a) The Grantee shall on or before the date as specified in Special Condition No. (6) hereof or such other date or dates as may be specified by the Director at the Grantee’s own expense and in all respects to the satisfaction of the Director provide and construct one single-storey covered footbridge together with all supports and connections (including any supports and connections which the Director in his absolute discretion considers necessary for any future extension to the said single storey covered footbridge) as shall be required or approved by the Director, in the position shown and marked “PROP. FB1” on PLAN I annexed hereto or in such other position as may be required or approved in writing by the Director at his sole discretion (hereinafter referred to as “Covered Footbridge 1”) to connect the lot to the adjoining lot as at the date of this Agreement known and registered in the Land Registry as Tseung Kwan O Town Lot No. 111 and also at the footbridge supports and connections provided therein.

(b) The Grantee shall when called upon to do so by the Director and within such time limit as shall be specified by the Director at the Grantee’s own expense and in all respects to the satisfaction of the Director provide and construct one single-storey covered footbridge (hereinafter referred to as “Covered Footbridge 2”) together with all supports and connections (including any supports and connections which the Director in his absolute discretion considers necessary for any future extension to the said single storey covered

footbridge) as shall be required or approved by the Director (hereinafter referred to as “the Structures”), in the position shown and marked “PROP. FB2” on PLAN I annexed hereto or in such other position as may otherwise be required or approved in writing by the Director at his absolute discretion and:

(i) the Grantee shall provide and construct within the Covered Footbridge 2 structural supports, connections and openings for linking the covered footbridge provided under this sub-clause (b) with the structural supports and connections on the land as at the date of this Agreement known and registered in the Land Registry as The Remaining Portion of Tseung Kwan O Town Lot No. 70 at such position as the Director in his sole discretion shall require;

(ii) the Grantee acknowledges and agrees that throughout the term hereby agreed to be granted, reserve unto the Government, its officers, agents, contractors, workmen, and licensees and the owner or owners of any neighbouring lot, his or their agents, contractors, workmen, employees, licensees and other duly authorized personnel at all times free of all costs and charges the right to connect such structural supports and connections to the Covered Footbridge 2; and

(iii) the Grantee acknowledges and agrees that the Government does not guarantee and gives no warrants, express or implied, that the structural supports and connections referred to in sub-clause (b)(i) of this Special Condition will be constructed and the Government shall be under no liability whatsoever to the Grantee for any claim, loss or damage howsoever arising therefrom or in connection therewith or as a consequence thereof if such structural supports and connections will not be constructed.

(c) The Covered Footbridge 1 and Covered Footbridge 2 are hereinafter collectively referred to as “the Covered Footbridges”. The Covered Footbridges shall all have a minimum clear internal width of 3 metres and shall be at a level with a minimum clear headroom of 5.1 metres from and above the street level or at such other levels as may be approved in writing by the Director. For the purpose of this Special Condition, the decision of the Director as to what constitutes the street level shall be final and binding on the Grantee.

INFORMATION ON PUBLIC FACILITIES AND PUBLIC OPEN SPACES

公共設施及公眾休憩用地的資料

- (d) The Covered Footbridges shall be constructed with such materials and to such standards, levels, alignment, disposition and designs as shall be required and approved by the Director including but not limited to the provision and construction of such supports, ramps, associated staircases and landings, escalators, lifts, access facilities for disabled persons and such internal and external fittings and fixtures and such lighting fittings as the Director in his absolute discretion may require.
- (e) In the event of the non-fulfilment of the Grantee's obligation under sub-clauses (a), (b), (h) and (i) of this Special Condition within the said time limits specified therein or by the Director, the Government may carry out the necessary construction, maintenance or replacement works at the cost of the Grantee who shall pay to the Government on demand a sum equal to the cost thereof, such sum to be determined by the Director whose determination shall be final and binding upon the Grantee. For the purpose of carrying out the works aforesaid, the Government, its officers, agents, contractors, workmen or other duly authorized personnel shall have free and uninterrupted right at all reasonable times to enter into the lot or any part thereof and any building or buildings erected or to be erected thereon. The Government, its officers, agents, contractors, workmen or other duly authorized personnel shall have no liability in respect of any loss, damage, nuisance or disturbance whatsoever caused to or suffered by the Grantee arising out of or incidental to the exercise by it or them of the right of entry conferred under this sub-clause, and no claim shall be made against it or them by the Grantee in respect of any loss, damage, nuisance or disturbance.
- (f) (i) The Covered Footbridges shall not be used for any purpose other than for the passage of all members of the public on foot or by wheelchair.
- (ii) The Grantee shall not use or permit or suffer to be used any part of the Covered Footbridges either externally or internally for advertising or for the display of any signs, notices or posters whatsoever unless otherwise approved or required by the Director.
- (iii) The Grantee shall not do or permit or suffer to be done in the Covered Footbridges anything that may be or become a nuisance or annoyance or that may cause inconvenience or damage to any person or vehicle passing under the Covered Footbridges or to any owner or

occupier of any adjacent or neighbouring lot or lots or premises.

- (iv) The Grantee shall at all times during the day or night throughout the period during which the Covered Footbridges are in existence permit all members of the public for all lawful purposes freely and without payment of any nature whatsoever to pass and repass on foot or by wheelchair along, to, from, through, over, up and down the Covered Footbridges.
- (g) The Grantee hereby indemnifies and shall keep indemnified the Government, its officers, agents, contractors, workmen or other duly authorized personnel from and against all liabilities and all actions, proceedings, costs, claims, expenses, loss, damages, charges and demands of whatsoever nature arising out of or in connection with anything done or omitted to be done by the Grantee, his servants, workmen and contractors in connection with the construction, alteration, repair and maintenance of the Covered Footbridges.
- (h) The Grantee (including his assign referred to in Special Condition No. (23) hereof but excluding his other assigns) shall at his own expense manage and maintain the Covered Footbridges or any replacement thereof, their associated structures, sewage, drains and other facilities in good and substantial repair and condition and shall illuminate the Covered Footbridges at all times in all respects to the satisfaction of the Director until the Covered Footbridges shall have been delivered to the Government pursuant to sub-clause (j) of this Special Condition.
- (i) In the event of any redevelopment of the lot or any part thereof whereby the Covered Footbridges or any part thereof are required to be demolished, the Grantee shall, within such time limit as shall be laid down by the Director, at his own expense and to the satisfaction of the Director, replace the same by the construction and completion of such new covered footbridges or a part or parts thereof with such design, materials and at such width, levels and positions as the Director shall approve or require.
- (j) The Grantee shall when called upon to do so by the Director deliver the Covered Footbridges or the replacement thereof or any part thereof to the Government without payment or compensation to the Grantee provided always that the Government shall be under no obligation to take possession of

the Covered Footbridges or any part thereof at the request of the Grantee, but may do so as and when it sees fit.

- (k) It is hereby expressly agreed, declared and provided that by imposing the obligation on the part of the Grantee contained in Special Conditions Nos. (10) (b) and (11)(f)(iv) hereof neither the Grantee intends to dedicate nor the Government consents to any dedication of the Pedestrian Walkway or the Covered Footbridges or any part or parts to the public for the right of passage.
- (l) It is expressly agreed and declared that the obligation on the part of the Grantee contained in Special Conditions Nos. (10)(b) and (11)(f)(iv) hereof will give rise to no expectation of, or claim for or in respect of, any concession or right in respect of additional site coverage or plot ratio whether under Regulation 22(1) of the Building (Planning) Regulations, any amendment thereto, substitution therefor, or otherwise and for the avoidance of doubt the Grantee expressly waives any and all claims in respect of or for any concession in respect of, or right to, additional site coverage or plot ratio under Regulation 22(1) of the Building (Planning) Regulations, any amendment thereto or substitution therefor."

Deed of mutual covenant

Clause 1

"Covered Footbridges" means "the Covered Footbridges" referred to in Special Condition No.(11)(c);"

Clause 14.3(d)

"Land Grant.

- (d) The First Owner shall comply with its obligation under Special Condition No.(11)(h) in relation to the Covered Footbridges."

Schedule 7, Paragraph 30

"Covered Footbridges and Pedestrian Walkway.

[The Manager shall have the power:]

- (a) [t]o comply with and ensure compliance with all provisions of the Land Grant relating to any of the Covered Footbridges or Pedestrian Walkway, including without limitation to carry out all works and take all actions for the construction, provision, management and maintenance of any of the Covered

INFORMATION ON PUBLIC FACILITIES AND PUBLIC OPEN SPACES

公共設施及公眾休憩用地的資料

Footbridges or Pedestrian Walkway, without prejudice to the obligation of the First Owner under Special Condition No.(11)(h).

(b) [t]o ensure that the First Owner complies with its obligation under Special Condition No.(11)(h)."

Deed of dedication

Not applicable.

C. Pedestrian Walkway

Land Grant

Special Condition Nos. (10), (11)(k) and (11)(l)

Special Condition No. (10)

"(10) (a) The Grantee shall at his own expense and in all respects to the satisfaction of the Director provide a pedestrian walkway with a width of not less than 3 metres comprising such structures or facilities as may be required or approved by the Director at such position and to such standard, levels, alignments and design as the Director shall require or approve to the satisfaction of the Commissioner for Transport so as to link up the Covered Footbridges referred to in Special Condition No. (11)(c) hereof (hereinafter referred to as "the Pedestrian Walkway").

(b) The Grantee shall throughout the term hereby agreed to be granted at all times during the existence of the Pedestrian Walkway and in compliance with any requirements which the Director may impose keep the Pedestrian Walkway open for the use by all members of the public 24 hours a day on foot or by wheelchair for all lawful purposes free of charge and without any interruption.

(c) The Director shall at his sole discretion decide the whole of the area of the Pedestrian Walkway or part thereof that may be excluded from the calculation of the gross floor area specified in Special Condition No. (8)(c) hereof.

(d) The Grantee shall throughout the whole term hereby agreed to be granted manage and maintain at his own expense the Pedestrian Walkway in good and substantial condition and repair in all respects to the satisfaction of the Director."

Special Condition Nos. (11)(k) and (11)(l)

"(11) (k) It is hereby expressly agreed, declared and provided that by imposing the obligation on the part of the Grantee contained in Special Conditions Nos. (10) (b) and (11)(f)(iv) hereof neither the Grantee intends to dedicate nor the Government consents to any dedication of the Pedestrian Walkway or the Covered Footbridges or any part or parts to the public for the right of passage.

(l) It is expressly agreed and declared that the obligation on the part of the Grantee contained in Special Conditions Nos. (10)(b) and (11)(f)(iv) hereof will give rise to no expectation of, or claim for or in respect of, any concession or right in respect of additional site coverage or plot ratio whether under Regulation 22(1) of the Building (Planning) Regulations, any amendment thereto, substitution therefor, or otherwise and for the avoidance of doubt the Grantee expressly waives any and all claims in respect of or for any concession in respect of, or right to, additional site coverage or plot ratio under Regulation 22(1) of the Building (Planning) Regulations, any amendment thereto or substitution therefor."

Deed of mutual covenant

Clause 1

"**Common Parts**" means all areas, systems, equipment, facilities, machinery, fixtures, fittings, Conduits or other matters in the Land:

(a) which are intended for the common use and benefit of different Owners, occupiers, licensees or invitees of the Land or any part thereof;

(b) as will fall within the definition of "common parts" in section 2 of the Ordinance; or

(c) which are from time to time designated by an Owner to be Common Parts in accordance with this Deed.

The expression shall include (subject to the provisions of this Deed) the matters referred to in Schedule 4 and shall also include those areas of the Development which are (for identification purpose) coloured orange, orange cross hatched black (i.e. the Pedestrian Walkway) green, green hatched black, green stippled black, green with black crosses and yellow on the Plans.

"**Development Common Parts**" means those Common Parts

which are provided or installed for the common use and benefit of the Owners, occupiers, licensees or invitees of different Flats and Parking Spaces, and shall include:

...

(j) the Pedestrian Walkway;

"**Pedestrian Walkway**" means "the Pedestrian Walkway" as defined in Special Condition No.(10)(a) which is (for identification purpose) coloured orange cross hatched black on the Plans;"

Clause 3.2

"The Development."

The Development consists of, inter alia:

...

(c) the Pedestrian Walkway on Ground Floor and 1st Floor; and"

Clause 14.3(c)

"Land Grant."

...

(c) All the Owners (including the First Owner) shall comply with Special Condition Nos.(10)(b) and (d) in relation to the Pedestrian Walkway."

Schedule 7, Paragraph 30

"Covered Footbridges and Pedestrian Walkway."

[The Manager shall have the power:]

(a) [t]o comply with and ensure compliance with all provisions of the Land Grant relating to any of the Covered Footbridges or Pedestrian Walkway, including without limitation to carry out all works and take all actions for the construction, provision, management and maintenance of any of the Covered Footbridges or Pedestrian Walkway, without prejudice to the obligation of the First Owner under Special Condition No.(11)(h).

(b) [t]o ensure that the First Owner complies with its obligation under Special Condition No.(11)(h)."

Deed of dedication

Not applicable.

INFORMATION ON PUBLIC FACILITIES AND PUBLIC OPEN SPACES

公共設施及公眾休憩用地的資料

1. 對根據批地文件規定須興建並提供予政府或供公眾使用的任何設施的描述

- (a) 於批地文件所夾附的圖則I上以「PROP.FB1」顯示及標記之位置或其他地政總署署長（「署長」）可全權酌情書面要求或批准之位置，須由承授人自費提供及興建一座單層有蓋行人天橋（「有蓋行人天橋一」）連同所有應署長要求或批准之支撐及駁口（包括署長絕對酌情認為以便日後任何伸延至有蓋行人天橋一所需要之任何支撐及駁口），以連接該地段與毗鄰之將軍澳市地段第111號及其內提供之行人天橋支撐及駁口。
- (b) 於批地文件所夾附的圖則I上以「PROP.FB2」顯示及標記之位置或其他署長可絕對酌情書面要求或批准之位置，須由承授人自費提供及興建一座單層有蓋行人天橋（「有蓋行人天橋二」）連同所有應署長要求或批准之支撐及駁口（包括署長絕對酌情認為以便日後任何伸延至有蓋行人天橋二所需要之任何支撐及駁口）（「該等構築物」）；及由承授人於有蓋行人天橋二內提供及興建結構支撐、駁口及出口，以於署長可絕對酌情要求的位置將該有蓋行人天橋連接予名為將軍澳市地段第70號餘段土地上之結構支撐及駁口。有蓋行人天橋一及有蓋行人天橋二統稱「有蓋行人天橋」，以供所有公眾人士任何時間不論日夜及無需任何性質之繳款徒步或使用輪椅用作通道自由使用。
- (c) 須由承授人提供一條行人走廊及包括署長要求或批准之構築物或設施（「行人走廊」），致使運輸署署長滿意，以連接有蓋行人天橋，供所有公眾人士一天24小時徒步或使用輪椅用作通道，且不收取費用及不得作任何干擾。

2. 對根據批地文件規定須由發展項目中的住宅物業的擁有人出資管理、營運或維持以供公眾使用的任何設施的描述

- (a) 在批地文件所夾附的圖則I上以綠色顯示之公共行人路或日後興建公共行人路的範圍（「綠色範圍」），連同該等構築物及其上或內所建造、安裝及提供的所有構築物、路面、溝渠、污水管、排水渠、消防栓、服務設施、街燈、交通標誌、街道設施、道路標記及植物，須由承授人保養；及於承授人管有綠色範圍期間在所有合理時間內容許政府及行人自由進出綠色範圍。
- (b) 見上文第1(a)段、第1(b)段及第1(c)段。

3. 根據批地文件規定須由發展項目中的住宅物業的擁有人出資管理、營運或維持以供公眾使用的任何休憩用地的大小

不適用。

4. 發展項目所位於的土地中為施行《建築物(規劃)規例》(第123章，附屬法例F)第22(1)條而撥供公眾用途的任何部分的描述

不適用。

5. 顯示第1及2段所提及之設施（如有）、第3段所提及之休憩用地（如有）及第4段所提及之土地中的該等部分（如有）之圖則

見本節內之圖則。

6. 公眾之使用權

就上文第1、2、3及4段所提及供公眾使用的任何該等設施及休憩用地，及該土地中的該等部分，公眾有權按照批地文件或撥出私人地方供公眾使用的契據（視屬何情況而定）使用該等設施或休憩用地，或該土地中的該等部分。

7. 管理、營運及維持

第2段所提及之設施及第3段所提及之休憩用地（如有）按規定須由發展項目中的住宅物業的擁有人出資管理、營運或維持。該等擁有人按規定須以由有關住宅物業分攤的管理開支，應付管理、營運或維持該等設施或休憩用地（如有）的部分開支。

8. 批地文件、撥出私人地方供公眾使用的契據（如有）及發展項目公契中關於第1及2段所提及之設施、第3段所提及之休憩用地（如有）及第4段所提及之土地中的該等部分（如有）的條文

A. 綠色範圍

批地文件

特別條件第(12)條及第(39)條

特別條件第(12)條

「(12) (a) 僅就進行特別條件第(11)(b)(i)條指明需要的工程而言，承授人將於批地文件之簽立日期或署長予承授人發出信件所示之其他日期被賦予於批地文件所夾附的圖則I上以綠色顯示之公共行人路或日後興建公共行人路的範圍（下稱「綠色範圍」）的管有權。綠色範圍（不包括有蓋行人天橋二連同其按照特別條件第(11)(d)條建造之支撐、斜路、相關樓梯及梯台、扶手電梯、升降機、及其內部及外部之裝置和固定裝置及其照明裝置）須應政府要求交回予政府，且不論任何情況，綠色範圍會被視為於署長發出信件表示批地文件各項條件已妥為履行致使其滿意的當天由承授人交回予政府。承授人須在其管有綠色範圍期間的所有合理時間內容許政府及行人自由出入綠

色範圍，並確保通道不受工程干擾或阻礙，不論是根據特別條件第(11)(b)(i)條進行之工程或其他工程。

- (b) 承授人須於其管有綠色範圍期間內自費保養綠色範圍連同該等構築物及其上或內所建造、安裝及提供的所有構築物、路面、溝渠、污水管、排水渠、消防栓、服務設施、街燈、交通標誌、街道設施、道路標記及植物，致使署長滿意，直至綠色範圍之管有權按照特別條件第(12)(a)條交回予政府為止。承授人遵行本分段交回綠色範圍並不影響其根據特別條件第(11)(h)條下管理及保養之責任。
- (c) 除非經署長事先書面同意，承授人不得使用綠色範圍作為儲存用途或任何臨時構築物之建造或任何除進行特別條件第(11)(b)(i)條指明之工程外之用途。
- (d) 承授人須在其管有綠色範圍期間的所有合理時間內：
- (i) 允許政府、署長及其官員、承建商及代理及任何獲署長授權人士有權進出、往返及穿越該地段及綠色範圍，以便視察、檢查及監督任何須按特別條件第(11)(b)(i)條進行的工程，及進行、視察、檢查及監督根據特別條件第(11)(d)條進行的工程及任何其他署長認為有需要在綠色範圍內進行的工程；
- (ii) 允許政府及獲政府授權的相關公用事業公司應其要求進出、往返及穿越該地段及綠色範圍，以供其在綠色範圍或任何毗連土地之內、之上或之下進行任何工程，包括但不限於鋪設及於其後保養所有為向該地段或任何毗連或鄰近土地或處所提供電訊、電力、氣體（如有）及其他服務而所需的管道、電線、導管、電纜管道及其他傳導媒體及附屬設備。承授人須就有關任何上述於綠色範圍內進行的工程之所有事宜與政府及政府正式授權的相關公用事業公司通力合作；及
- (iii) 允許水務監督之官員及其他獲其授權之人士應其要求進出、往返及穿越該地段及綠色範圍，以進行任何關於操作、保養、維修、更換及改動其他於綠色範圍內之任何其他水務設施之工程。

- (e) 任何因政府、署長及其官員、承建商及代理、及任何根據本特別條件第(d)分條獲正式授權的人士或公用事業公司行使權利而引起或附帶發生的損失、損壞、滋擾或干擾，政府、署長及其官員、承建商及代理、及任何根據本特別條件第(d)條獲正式授權人士或公用事業公司概不承擔任何責任。」

特別條件第(39)條

「(39) 承授人須於所有時候，尤其是當進行建造、保養、更新或維修工程（下稱「該等工程」）時，採取或安排採取所有恰當及足夠的謹慎、技巧及預防措施，以免對該地段或綠色範圍或黃色範圍或其任何部分之上、跨越、之下或旁邊的任何政府

INFORMATION ON PUBLIC FACILITIES AND PUBLIC OPEN SPACES

公共設施及公眾休憩用地的資料

或其他現存排水渠、水道或河道、水管、道路、行人徑、街道設施、污水渠、溝渠、管道、電纜、電線、公用服務或任何其他工程或裝置（下統稱「該等服務」）造成任何損壞、干擾或阻礙。承授人須於進行任何該等工程前進行或安排進行適當的搜索及查詢，以確定該等服務之現行位置及水平，並須就如何處理任何或會受該等工程影響之該等服務向署長提交書面建議書供其就各方面批准，且不得在署長就該等工程及上述建議書發出書面批准之前進行任何工程。承授人須遵行及自費達成署長於發出上述批准時就該等服務所施加的任何要求，包括任何有需要的改道、重鋪或還原工程之費用。承授人須自費在各方面維修、修復及還原所有因該等工程對該地段或綠色範圍或黃色範圍或其任何部分或任何該等服務所造成，或以任何方式引致的損壞、干擾或阻礙，致使署長滿意（溝渠、污水渠、雨水渠或水管除外，其之修復將由署長進行，除非署長另有決定，而承授人須應要求向政府支付上述工程之費用）。若承授人未有對該地段或其任何部分、或綠色範圍、或該地段或綠色範圍或黃色範圍或其任何部分或任何該等服務進行任何所需之改道、重鋪、維修、修復及還原致使署長滿意，署長可進行其認為有需要之任何該等改道、重鋪、維修、修復及還原，而承授人須應要求向政府支付上述工程之費用。」

公契

第 1 條

「**綠色範圍**」指特別條件第(12)(a)條所定義之「綠色範圍」連同該特別條件所指之「該等構築物」及按照批地文件於其上或內所建造、安裝及提供的所有構築物、路面、溝渠、污水管、排水渠、消防栓、服務設施、街燈、交通標誌、街道設施、道路標記及植物；

「**土地外範圍**」指「綠色範圍」及「黃色範圍」；」

第 10.1(i) 條

「**管理開支**

管理開支須是按本公契規定管理該土地所必要及合理招致的開支、費用和收費，包括（但不限於）以下各項：

...

(i) 所有與土地外範圍有關之開支；」

附表 7 第 2 段

「**保險**

（管理人有權：）

(a) 除業主立案法團（如已成立）指示外，按管理人決定之條款作以下投保：

(i) 公用部分、斜坡構築物及土地外範圍的火險或其他風險保險，保險金額為十足全新重置價值；及

(ii) 為業主和管理人投購公共責任保險、第三者責任保險及佔用人責任保險、為聘請專門管理該土地的僱員投購僱主責任保險、及其他風險和責任（包括但不限關於斜坡構築物及土地外範圍）之保險，保險價值以管理人合理地認為合適，

上述保險須以管理人的名義代表業主按其各自的權益向信譽卓著的保險公司投購，保險亦須盡合理及商業上可能全面，管理人須支付一切需要的保險費，以保持該等保險生效。該等保險可以是為整個發展項目（包括不屬於公用部分的區域）購買的集體保險。

(b) 除第 13.1 條另有規定外，用管理人對任何公用部分、斜坡構築物或土地外範圍的損壞或損失追討得到的一切保險賠償金、補償或損害賠償用於維修、重建或修復該等公用部分、斜坡構築物或土地外範圍。」

附表 7 第 4(c) 段

「**公用部分之管制及運作及行政**

(c) （管理人有權）遵行適用於公用部分或該土地整體之所有法律及批地文件條款（包括及不限於批地文件中關於土地外範圍的條款），及確保該等法律及批地文件條款得以遵行。」

附表 7 第 12(d) 段

「**與政府的往來**

(d) （管理人有權）遵行及採取管理人可決定的一切措施確保所有適用於該土地整體之批地文件條款（包括及不限於批地文件中關於土地外範圍的條款）得以遵行。」

附表 7 第 27 段

「**邊界外的事宜**。（管理人有權）就土地外範圍進行及履行批地文件、法律或對其投購保險的保險公司要求或管理人認為就履行及遵守批地文件條款、法律或該等保險公司的規定而言屬適當的一切行為、活動及工程。」

撥出私人地方供公眾使用的契據

不適用。

B. 有蓋行人天橋

批地文件

特別條件第 (11) 條

「(11) (a) 承授人須按特別條件第(6)條指明之日期或之前（或署長指定的其他日期），自費於批地文件所夾附的圖則I上以「PROP.FB1」顯示及標記之位置或其他署長可全權酌情書面要求或批准之位置，提供及興建一座單層有蓋行人天橋連同所有應署長要求或批准之支撐及駁口（包

括署長絕對酌情認為以便日後任何伸延至該單層有蓋行人天橋所需要之任何支撐及駁口）（下稱「有蓋行人天橋一」），以連接該地段與毗鄰地段（於批地文件之簽立日期該毗鄰地段已名為並於土地註冊署登記為將軍澳市地段第 111 號）及其內提供之行人天橋支撐及駁口，致使署長在各方面滿意。

(b) 承授人須應署長要求及於署長指定限期內，自費於批地文件所夾附的圖則I上以「PROP.FB2」顯示及標記之位置或其他署長可絕對酌情書面要求或批准之位置，提供及興建一座單層有蓋行人天橋（下稱「有蓋行人天橋二」）連同所有應署長要求或批准之支撐及駁口（包括署長絕對酌情認為以便日後任何伸延至該單層有蓋行人天橋所需要之任何支撐及駁口）（下稱「該等構築物」），致使署長在各方面滿意，及：

(i) 承授人須於有蓋行人天橋二內提供及興建結構支撐、駁口及出口，以於署長可絕對酌情要求的位置將根據本特別條件第(b)分條提供之有蓋行人天橋連接予批地文件之簽立日期已名為並於土地註冊署登記為將軍澳市地段第 70 號餘段之土地上之結構支撐及駁口；

(ii) 承授人確認及同意於批地文件同意授予之年期內，特此為政府、其官員、代理、承建商、工人及被許可人，及任何鄰近地段之業主、其代理、承建商、工人、員工、被許可人及其他獲正式授權人士於任何時間免除一切費用及收費，保留連接該結構支撐及駁口至有蓋行人天橋二之權利；及

(iii) 承授人確認及同意政府沒有作出擔保及沒有作出任何明示或隱含之保證將興建本特別條件第(b)(i)分條提及之結構支撐及駁口，政府概不就任何倘因未有興建該結構支撐及駁口而引致的或與之有關的或因此而導致的任何申索、損失或損害向承授人承擔責任。

(c) 有蓋行人天橋一及有蓋行人天橋二以下統稱「有蓋行人天橋」。有蓋行人天橋內淨闊度最少為 3 米，其所處高度須有由街道水平向上起計最少為 5.1 米之淨通行高度或須為署長書面批准之其他高度。就本特別條件而言，署長就何謂街道水平而所作之決定為最終決定並對承授人具約束力。

(d) 有蓋行人天橋須以署長要求及批准之物料、標準、高度、定線、規劃及設計興建，包括但不限於署長絕對酌情要求配備及建造之支撐、斜路、相關樓梯及梯台、扶手電梯、升降機、供傷健人士使用之進出設施及其內部及外部裝置和固定裝置及照明裝置。

(e) 倘若承授人未能於本特別條件第(a)分條、第(b)分條、第(h)分條及第(i)分條所訂定之期限內或經署長所訂之期限內履行該段項下之責任，政府可進行所需之建造、

INFORMATION ON PUBLIC FACILITIES AND PUBLIC OPEN SPACES

公共設施及公眾休憩用地的資料

保養或更換工程，惟費用由承授人支付，承授人須應要求向政府支付一筆相等於上述工程之費用的款項，數額由署長釐定，此決定為最終決定並對承授人具約束力。就進行上述工程而言，政府、其官員、代理、承建商、工人或其他獲正式授權人士可於任何合理時間有權自由及不受干擾地進入該地段或其任何部分及其上已建或擬建建築物。任何因行使本分段賦予的進入權而引起或附帶發生而對承授人造成或蒙受之任何形式的損失、損壞、滋擾或干擾，政府、其官員、代理、承建商、工人或其他獲正式授權人士概不承擔任何責任。承授人亦不得針對政府、其官員、代理、承建商、工人或其他獲正式授權人士就該等損失、損壞、滋擾或干擾提出任何申索。

- (f) (i) 有蓋行人天橋不得用作供所有公眾人士通道（徒步或以輪椅）以外的任何用途。
- (ii) 除非獲署長批准或署長要求，承授人不得在有蓋行人天橋或其任何部分（不論其外部或內部）用作、允許或容忍用作廣告用途或展示任何形式的招牌、告示或海報。
- (iii) 承授人不得在有蓋行人天橋進行、允許或容忍進行任何事情，以致或可能導致對在有蓋行人天橋之下經過之任何人士或車輛，或任何毗連或毗鄰地段或處所之任何業主或佔用人造成滋擾、騷擾、不便或損害。
- (iv) 承授人須在有蓋行人天橋存在期間允許所有公眾人士任何時間不論日夜為所有合法目的自由及無需任何性質之繳款徒步或使用輪椅通行、往返、通過、穿越、上落以經過及再經過有蓋行人天橋。
- (g) 就承授人、其受僱人、工人及承建商與有蓋行人天橋之建造、更改、維修及保養有關的任何作為或不作為而引致或與之有關的所有法律責任、訴訟、司法程序、費用、申索、支出、損失、損害賠償、收費及索求（不論任何性質），承授人須彌償政府、其官員、代理、承建商、工人或其他獲正式授權人士，並使其維持獲彌償。
- (h) 承授人（包括其按特別條件第(23)條提及之承讓人，但不包括其他承讓人）須自費管理及保養有蓋行人天橋或其任何替代品、相關構築物、污水渠、排水渠及其他設施，使其處於修葺良好堅固的狀態，及須於任何時間照亮有蓋行人天橋，致使署長在各方面滿意，直至有蓋行人天橋之管有權按本特別條件第(j)分條交回予政府為止。
- (i) 倘若該地段或其任何部分進行重建而需要拆除有蓋行人天橋或其任何部分，承授人須在署長指定之期限內自費以署長批准或要求之設計、物料、闊度、高度及位置，興建及完成新的有蓋行人天橋或其任何部分作為替代品，致使署長滿意。
- (j) 承授人須應署長要求交回有蓋行人天橋或其替代品或其

任何部分予政府，且政府不須對承授人支付或作出賠償。然而政府無責任應承授人之要求收回有蓋行人天橋或其任何部分之管有權，但如政府認為有此需要可決定收回管有權。

- (k) 特此明文協定、聲明及訂明，在特別條件第(10)(b)條及第(11)(f)(iv)條對承授人施加義務的同時，承授人並無意圖撥出且政府亦沒有同意承授人將行人走廊或有蓋行人天橋或其任何部分撥供公眾作通道使用。
- (l) 特此明文協定及聲明，特別條件第(10)(b)條及第(11)(f)(iv)條所載承授人的責任不得被視為可按《建築物(規劃)規例》第22(1)條和任何修訂或代替規例或其他規定給予額外上蓋面積或地積比率的任何寬免或權利的期望或索求。為免存疑，承授人明文放棄按《建築物(規劃)規例》第22(1)條和任何修訂或代替規例可獲取額外上蓋面積或地積比率的任何寬免或權利以及一切索求。」

公契

第1條

「**有蓋行人天橋**」指特別條件第(11)(c)條所定義之「有蓋行人天橋」；」

第14.3(d)條

「批地文件

(d) 第一業主須遵守其於特別條件第(11)(h)條下與有蓋行人天橋有關之責任。」

附表7第30段

「有蓋行人天橋及行人走廊

(管理人有權：)

- (a) 遵守及確保遵守批地文件中有關有蓋行人天橋或行人走廊之所有條文；包括但不限於進行所有工程及採取所有措施以興建、提供、管理及保養任何有蓋行人天橋或行人走廊，惟不影響第一業主於特別條件第(11)(h)條下之責任。
- (b) 確保第一業主遵守其於特別條件第(11)(h)條下之責任。」

撥出私人地方供公眾使用的契據

不適用。

C. 行人走廊

批地文件

特別條件第(10)條、第(11)(k)條及第(11)(l)條

特別條件第(10)條

- 「(10) (a) 承授人須自費以署長要求或批准之位置、標準、高度、定線及設計，提供一條淨闊度不少於3米之行人走廊及包括署長要求或批准之構築物或設施，致使運輸署署長滿意，以連接按特別條件第(11)(c)條提及之有蓋行人天橋（下稱「行人走廊」），致使署長在各方面滿意。
- (b) 承授人須於批地文件同意授予之年期內於行人走廊存在期間任何時間及遵照署長施加之任何要求，保持行人走廊一天24小時開放，以供所有公眾人士為所有合法目的徒步或使用輪椅用作通道，且不收取費用及不得作任何干擾。
- (c) 署長可全權決定行人走廊或其部分可不被納入按特別條件第(8)(c)條指定計算之總樓面面積之範圍。
- (d) 承授人須於批地文件同意授予之整個年期內自費管理及保養行人走廊，使其處於修葺良好堅固的狀態，致使署長在各方面滿意。」

特別條件第(11)(k)條及第(11)(l)條

- 「(11) (k) 特此明文協定、聲明及訂明，在特別條件第(10)(b)條及第(11)(f)(iv)條對承授人施加義務的同時，承授人並無意圖撥出且政府亦沒有同意承授人將行人走廊或有蓋行人天橋或其任何部分撥供公眾作通道使用。
- (l) 特此明文協定及聲明，特別條件第(10)(b)條及第(11)(f)(iv)條所載承授人的責任不得被視為可按《建築物(規劃)規例》第22(1)條和任何修訂或代替規例或其他規定給予額外上蓋面積或地積比率的任何寬免或權利的期望或索求。為免存疑，承授人明文放棄按《建築物(規劃)規例》第22(1)條和任何修訂或代替規例可獲取額外上蓋面積或地積比率的任何寬免或權利以及一切索求。」

公契

第1條

「**公用部分**」指該土地內所有地方、系統、設備、設施、機械、固定裝置、配件、導管或其他事宜：

- (a) 擬為該土地或其任何部分之不同業主、佔用人、被許可人或被邀請人共同使用與享用；
- (b) 符合條例第2條中「公用部分」的定義；或
- (c) 由業主不時根據公契指定為公用部分。

此表達包括（除公契另有規定外）於附表4所指之事項及包括發展

INFORMATION ON PUBLIC FACILITIES AND PUBLIC OPEN SPACES

公共設施及公眾休憩用地的資料

項目於圖則上以橙色、橙色間黑交叉線（即行人走廊）、綠色、綠色間黑斜線、綠色加黑點、綠色間黑交叉線及黃色顯示（以資識別）之範圍。

「**發展項目公用部分**」指提供或安裝給不同住宅單位及停車位的業主、佔用人、被許可人或被邀請人共同使用與享用的公用部分，包括：

...

(j) 行人走廊；

「**行人走廊**」指特別條件第 (10)(a) 條所定義之「行人走廊」，於圖則上以橙色間黑交叉線顯示（以資識別）；」

第 3.2 條

「發展項目

發展項目其中包括：

...

(c) 於地下及一樓之行人走廊；及」

第 14.3(c) 條

「批地文件

...

(c) 所有業主（包括第一業主）須遵守特別條件第 (10)(b) 條及第 (10)(d) 條下與行人走廊有關之條款。」

附表 7 第 30 段

「有蓋行人天橋及行人走廊

（管理人有權：）

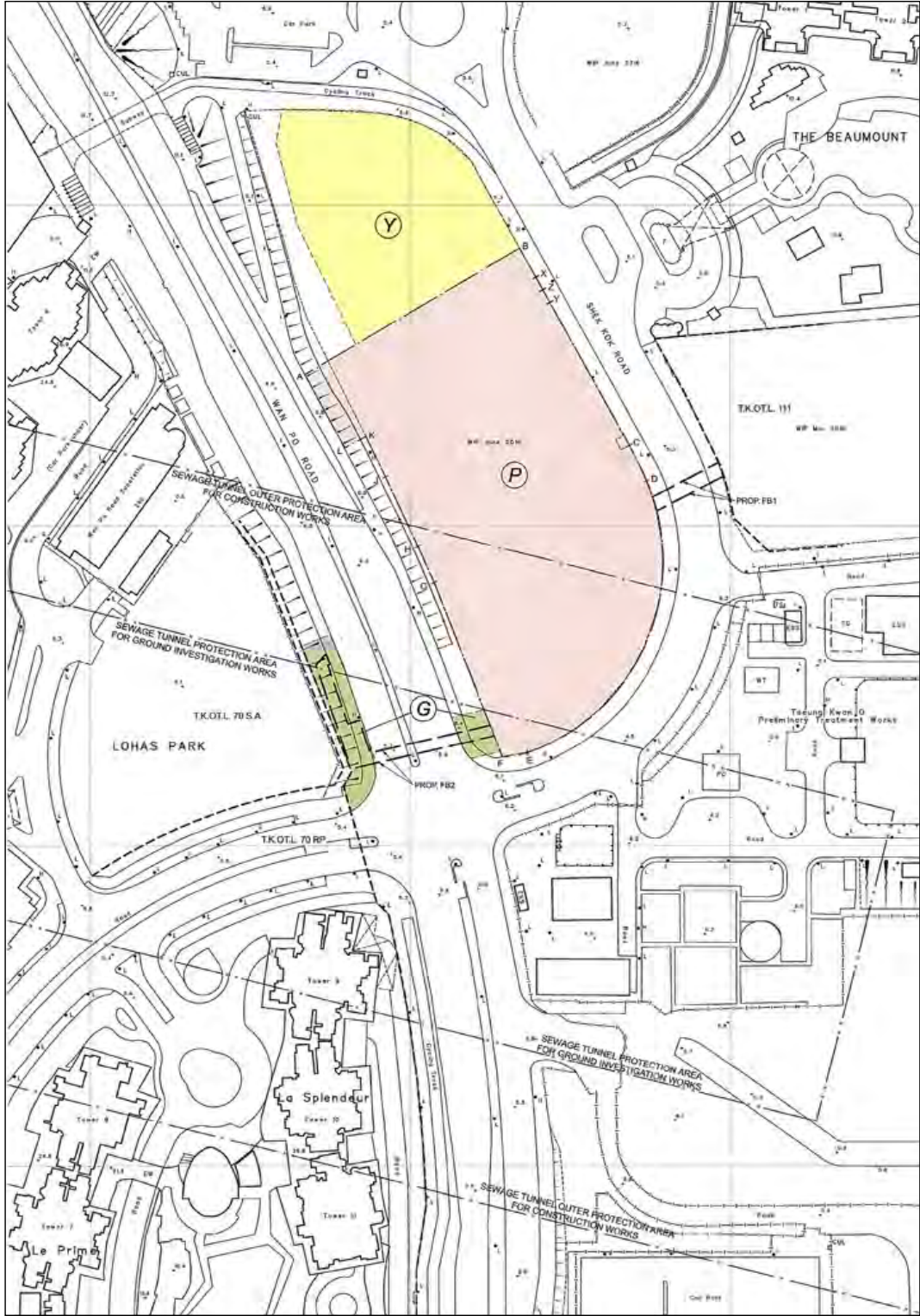
(a) 遵守及確保遵守批地文件中有關有蓋行人天橋或行人走廊之所有條文；包括但不限於進行所有工程及採取所有措施以興建、提供、管理及保養任何有蓋行人天橋或行人走廊，惟不影響第一業主於特別條件第 (11)(h) 條下之責任。

(b) 確保第一業主遵守其於特別條件第 (11)(h) 條下之責任。」

撥出私人地方供公眾使用的契據

不適用。

INFORMATION ON PUBLIC FACILITIES AND PUBLIC OPEN SPACES
公共設施及公眾休憩用地的資料



SCALE 0 100M/ 米

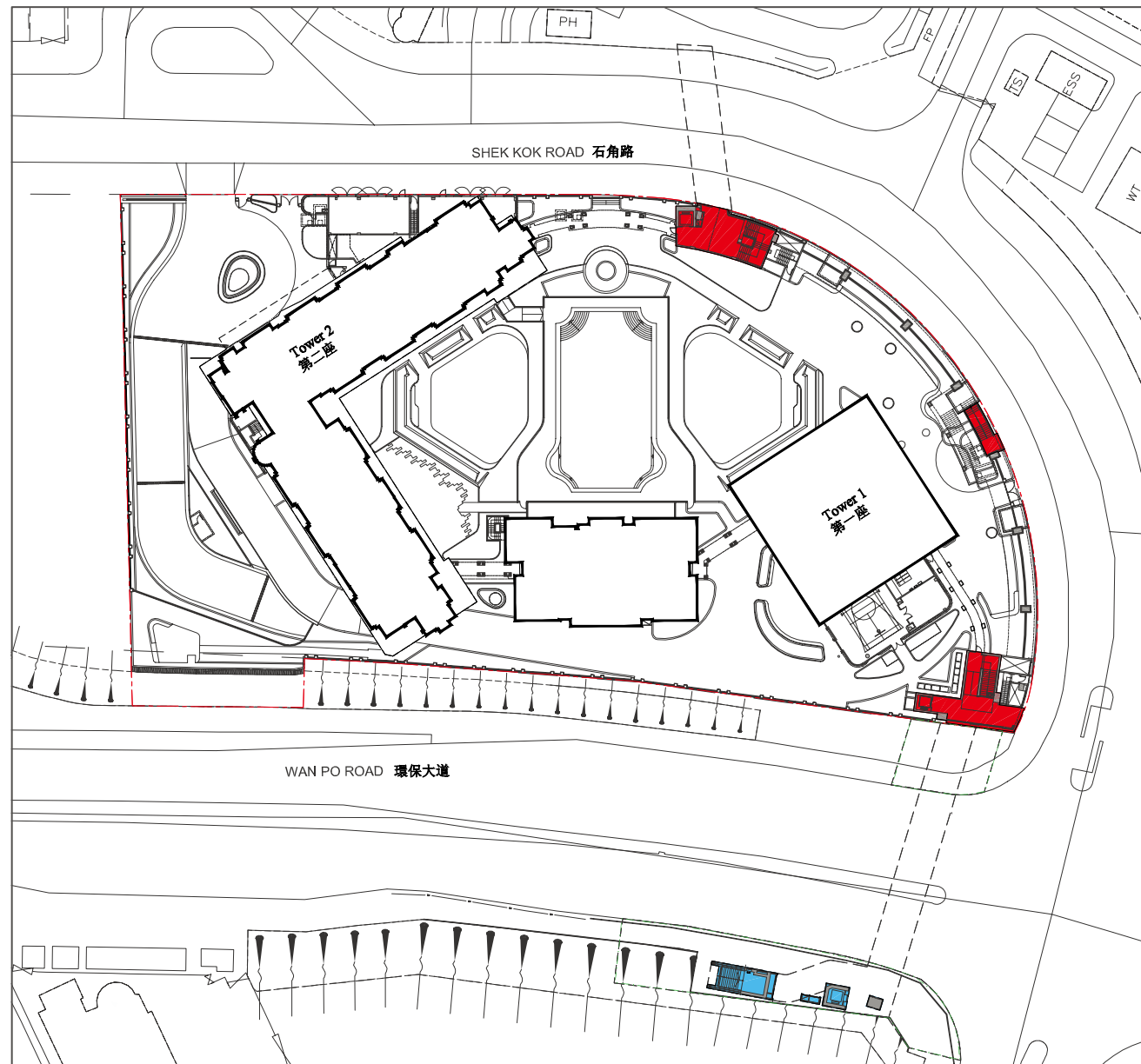
LEGEND 圖例 :

Green Area
綠色範圍

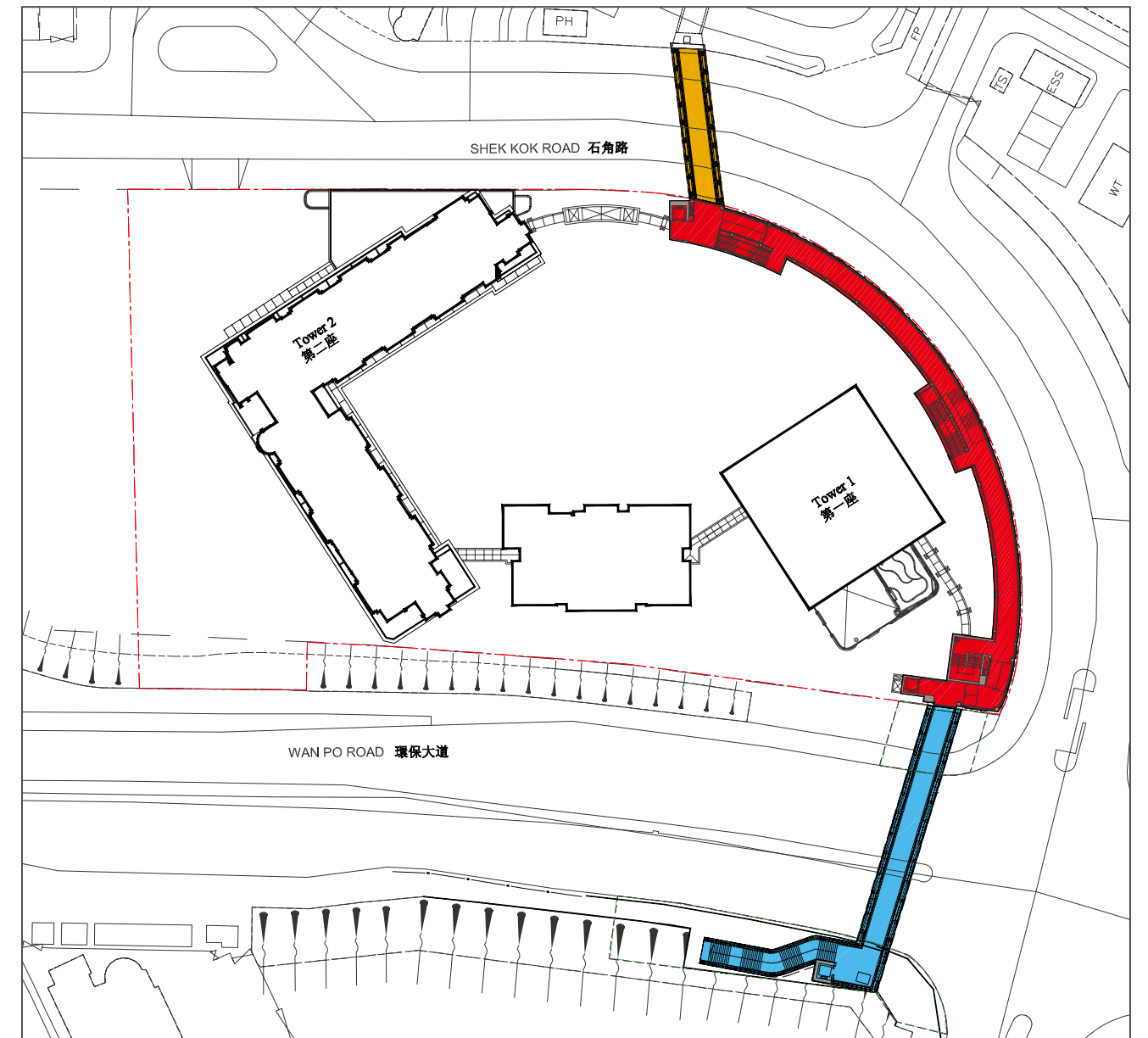
Remark : The plan(s) is/are for showing the locations of the "Green Area", "PROP. FB1" and "PROP. FB2" only. Other matters shown in these plans may not reflect their latest conditions.
註：本圖僅顯示「綠色範圍」、「PROP. FB1」及「PROP. FB2」的位置。圖中所示的其他事項未必能反映其最新狀況。

INFORMATION ON PUBLIC FACILITIES AND PUBLIC OPEN SPACES

公共設施及公眾休憩用地的資料



Ground Floor Plan
地下平面圖



First Floor Plan
1樓平面圖

SCALE
比例 0 1 2 3 4 50M/米

LEGEND 圖例：

- Boundary of the Development
發展項目邊界
- Green Area
綠色範圍
- Pedestrian Walkway
行人走廊
- Covered Footbridge 1
有蓋行人天橋一
- Covered Footbridge 2
有蓋行人天橋二

Remark : These plans are for showing the location of the Pedestrian Walkway, the proposed Covered Footbridges and the Green Area only. Other matters shown in these plans may not reflect their latest conditions.
註：此等圖則僅作顯示行人走廊、擬建有蓋行人天橋及綠色範圍的位置，圖中所示之其他事項未必能反映其最新狀況。



WARNING TO PURCHASERS

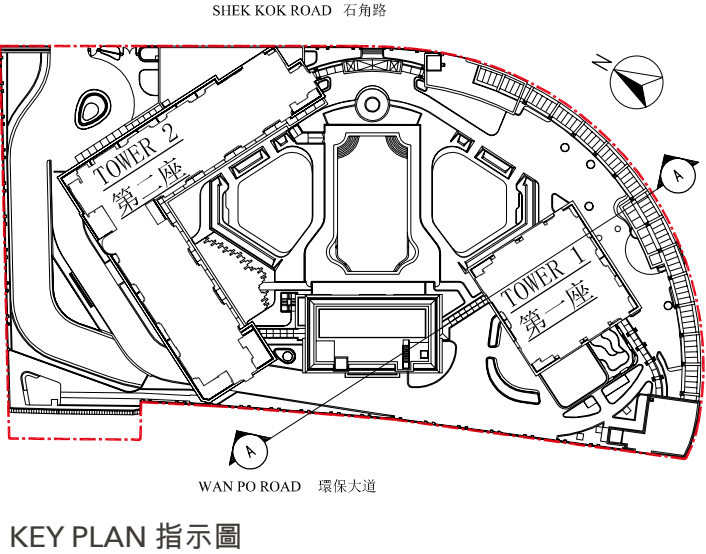
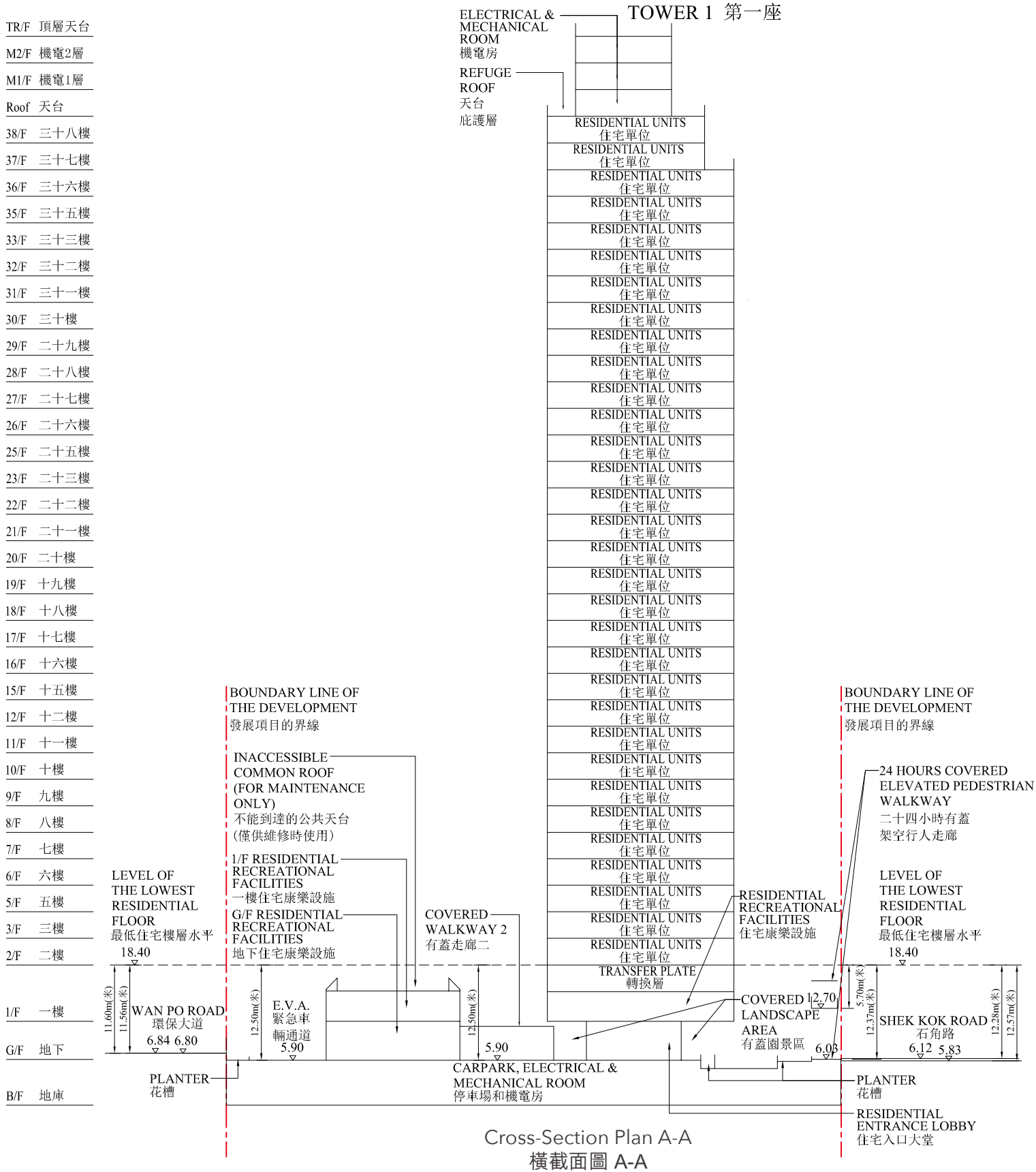
對買方的警告

- (a) The purchaser is recommended to instruct a separate firm of solicitors (other than that acting for the owner) to act for the purchaser in relation to the transaction.
 - (b) If the purchaser instructs such separate firm of solicitors to act for the purchaser in relation to the transaction, that firm will be able to give independent advice to the purchaser.
 - (c) If the purchaser instructs the firm of solicitors acting for the owner to act for the purchaser as well, and a conflict of interest arises between the owner and the purchaser -
 - (i) that firm may not be able to protect the purchaser's interests ; and
 - (ii) the purchaser may have to instruct a separate firm of solicitors.
 - (d) In the case of paragraph (c)(ii), the total solicitors' fees payable by the purchaser may be higher than the fees that would have been payable if the purchaser had instructed a separate firm of solicitors in the first place.
- (a) 現建議買方聘用一間獨立的律師事務所（代表擁有人行事者除外），以在交易中代表買方行事。
 - (b) 如買方聘用上述的獨立的律師事務所，以在交易中代表買方行事，該律師事務所將會能夠向買方提供獨立意見。
 - (c) 如買方聘用代表擁有人行事的律師事務所同時代表買方行事，而擁有人與買方之間出現利益衝突 –
 - (i) 該律師事務所可能不能夠保障買方的利益；及
 - (ii) 買方可能要聘用一間獨立的律師事務所。
 - (d) 如屬(c)(ii)段的情況，買方須支付的律師費用總數，可能高於如買方自一開始即聘用一間獨立的律師事務所便須支付的費用。

CROSS-SECTION PLAN OF BUILDING IN THE DEVELOPMENT

發展項目中的建築物的橫截面圖

Cross-Section Plan A-A
橫截面圖 A-A



- Legend 圖例：**
- Boundary Line of the Development 發展項目的界線
 - ▽ Denotes height (in metres) above the Hong Kong principal datum. 代表香港主水平基準以上的高度（米）。
 - Dotted line denotes the level of the lowest residential floor of the building. 虛線代表建築物之最低住宅樓層水平。
 - E.V.A. = Emergency Vehicular Access 緊急車輛通道

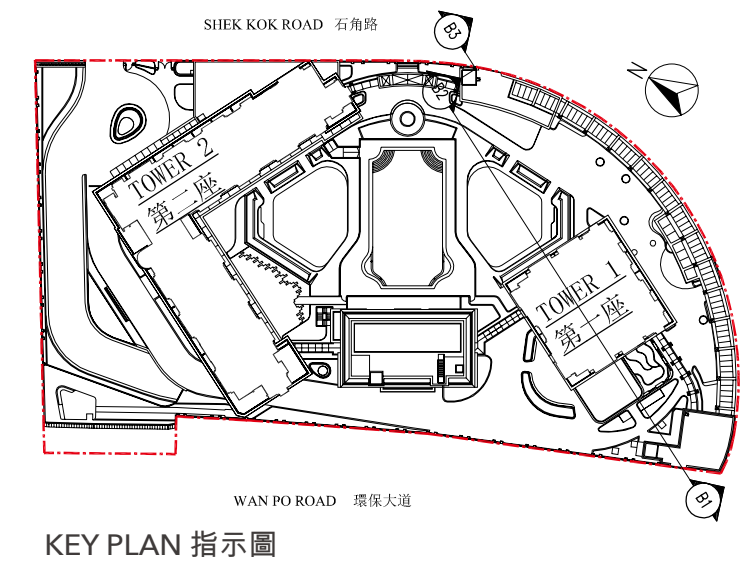
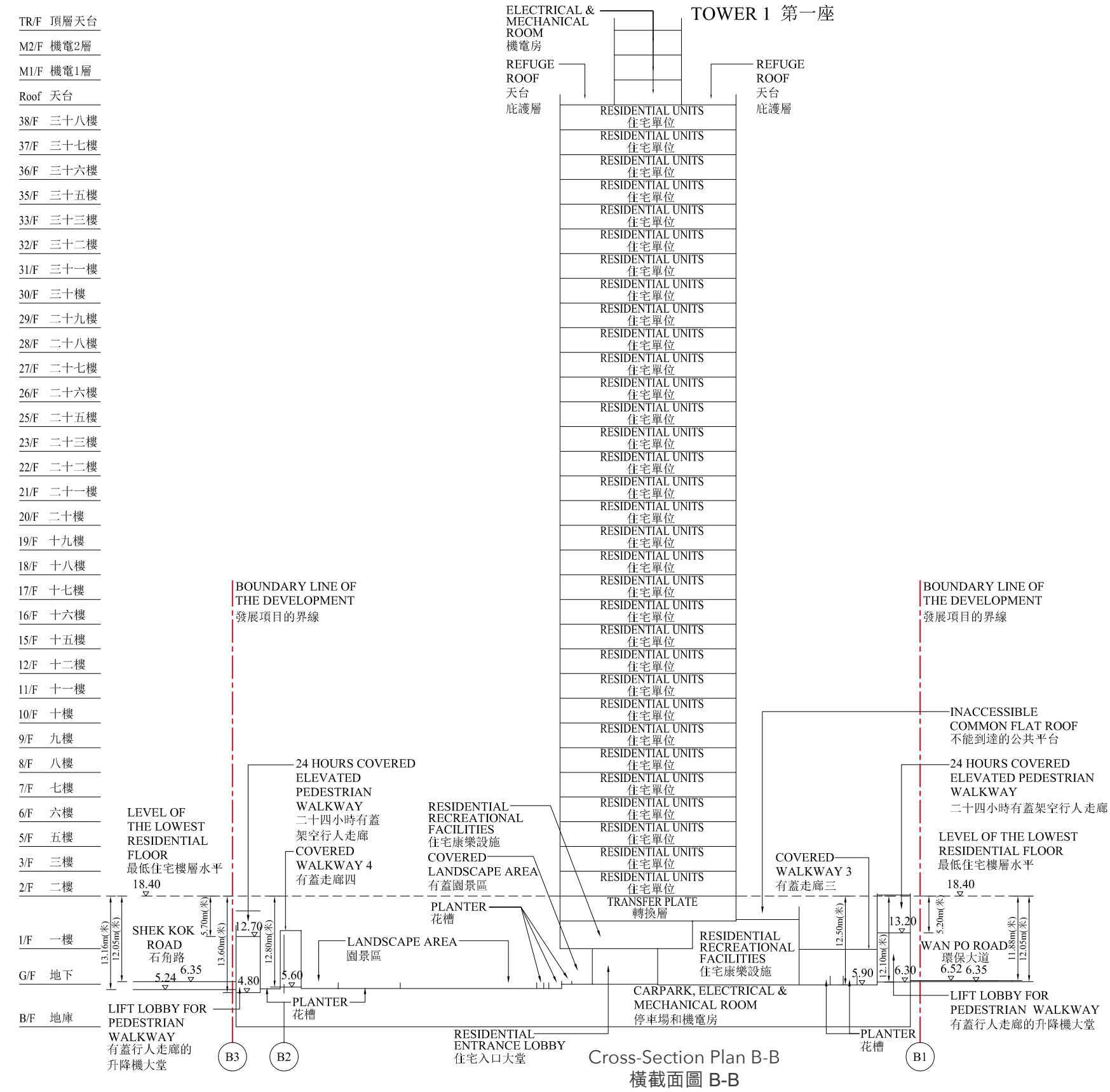
1. The part of Wan Po Road adjacent to the building is 6.80 to 6.84 metres above the Hong Kong Principal Datum.
 2. The part of Shek Kok Road adjacent to the building is 5.83 to 6.12 metres above the Hong Kong Principal Datum.
 3. The part of 24 hours covered elevated pedestrian walkway adjacent to the building is 6.03 to 12.70 metres above the Hong Kong Principal Datum.
1. 毗連建築物的一段環保大道為香港主水平基準以上 6.80 米至 6.84 米。
 2. 毗連建築物的一段石角路為香港主水平基準以上 5.83 至 6.12 米。
 3. 毗連建築物的一段二十四小時有蓋架空行人走廊為香港主水平基準以上 6.03 米至 12.70 米。

CROSS-SECTION PLAN OF BUILDING IN THE DEVELOPMENT

發展項目中的建築物的橫截面圖

Cross-Section Plan B-B
橫截面圖 B-B

TR/F	頂層天台
M2/F	機電2層
M1/F	機電1層
Roof	天台
38/F	三十八樓
37/F	三十七樓
36/F	三十六樓
35/F	三十五樓
33/F	三十三樓
32/F	三十二樓
31/F	三十一樓
30/F	三十樓
29/F	二十九樓
28/F	二十八樓
27/F	二十七樓
26/F	二十六樓
25/F	二十五樓
23/F	二十三樓
22/F	二十二樓
21/F	二十一樓
20/F	二十樓
19/F	十九樓
18/F	十八樓
17/F	十七樓
16/F	十六樓
15/F	十五樓
12/F	十二樓
11/F	十一樓
10/F	十樓
9/F	九樓
8/F	八樓
7/F	七樓
6/F	六樓
5/F	五樓
3/F	三樓
2/F	二樓
1/F	一樓
G/F	地下
B/F	地庫



Legend 圖例：


- Boundary Line of the Development
發展項目的界線
- Denotes height (in metres) above the Hong Kong principal datum.
代表香港主水平基準以上的高度（米）。
- Dotted line denotes the level of the lowest residential floor of the building.
虛線代表建築物之最低住宅樓層水平。
- E.V.A. = Emergency Vehicular Access
緊急車輛通道

- The part of Shek Kok Road adjacent to the building is 5.24 to 6.35 metres above the Hong Kong Principal Datum.
 - The part of Wan Po Road adjacent to the building is 6.35 to 6.52 metres above the Hong Kong Principal Datum.
 - The part of 24 hours covered elevated pedestrian walkway (near Shek Kok Road) adjacent to the building is 4.80 to 12.70 metres above the Hong Kong Principal Datum.
 - The part of 24 hours covered elevated pedestrian walkway (near Wan Po Road) adjacent to the building is 6.30 to 13.20 metres above the Hong Kong Principal Datum.
- 毗連建築物的一段石角路為香港主水平基準以上5.24至6.35米。
 - 毗連建築物的一段環保大道為香港主水平基準以上6.35米至6.52米。
 - 毗連建築物的一段二十四小時有蓋架空行人走廊（靠近石角路）為香港主水平基準以上4.80米至12.70米。
 - 毗連建築物的一段二十四小時有蓋架空行人走廊（靠近環保大道）為香港主水平基準以上6.30米至13.20米。

CROSS-SECTION PLAN OF BUILDING IN THE DEVELOPMENT


發展項目中的建築物的橫截面圖

Cross-Section Plan C-C
橫截面圖 C-C

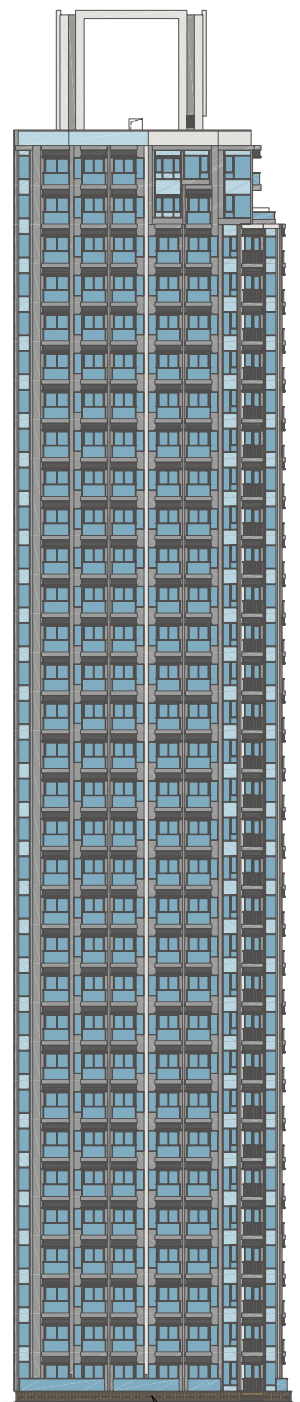


ELEVATION PLAN
立面圖


Tower 1 Elevation
第1座立面圖



Tower 1 Elevation A
第1座立面圖 A



Tower 1 Elevation B
第1座立面圖 B

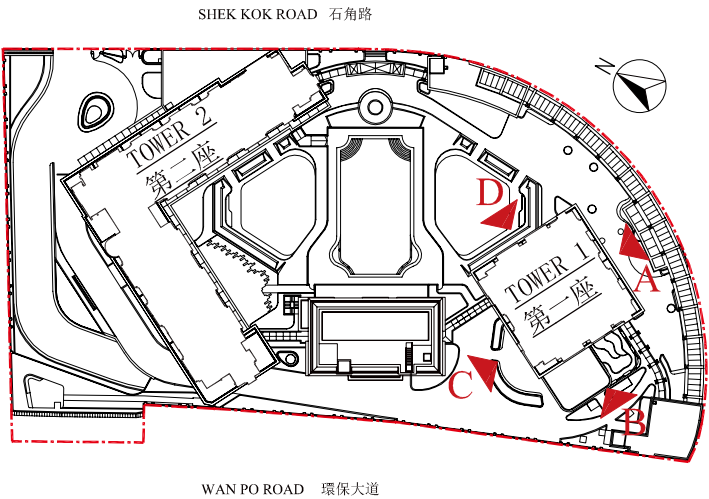


Tower 1 Elevation C
第1座立面圖 C



Tower 1 Elevation D
第1座立面圖 D

下接轉路欄及大廈平台
CONNECT TO TRANSFER
PLATE AND PODIUM
↓



KEY PLAN 指示圖
Boundary Line of the Development
發展項目的界線

The Authorized Person for the Development has certified that the elevations shown on these plans :
(1) are prepared on the basis of the approved building plans for the Development as of 6 January 2022; and
(2) are in general accordance with the outward appearance of the Development.

發展項目的認可人士證明本立面圖所顯示的立面：
(1) 以2022年1月6日的情況為準的本發展項目的經批准的建築圖則為基礎擬備；及
(2) 大致上與發展項目的外觀一致。

ELEVATION PLAN
立面圖

Tower 2 Elevation
第2座立面圖

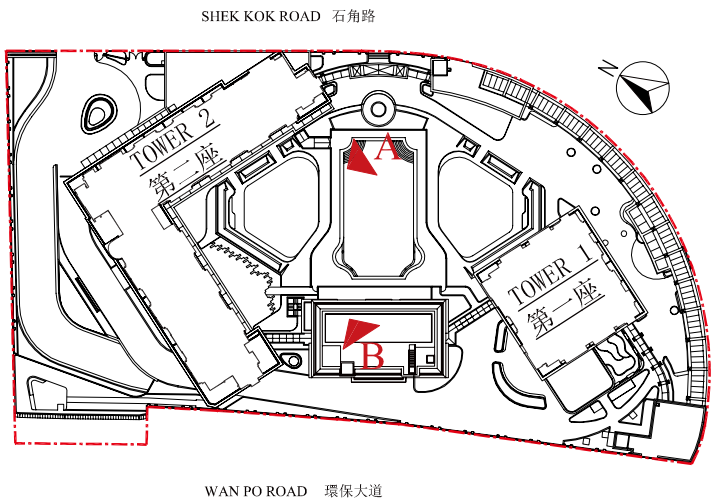


Tower 2 Elevation A
第2座立面圖 A

下接轉換層及大廈平台
CONNECT TO TRANSFER
PLATE AND PODIUM



Tower 2 Elevation B
第2座立面圖 B



KEY PLAN 指示圖

Boundary Line of the Development
發展項目的界線

The Authorized Person for the Development has certified that the elevations shown on these plans :
(1) are prepared on the basis of the approved building plans for the Development as of 6 January 2022; and
(2) are in general accordance with the outward appearance of the Development.

發展項目的認可人士證明本立面圖所顯示的立面：
(1) 以2022年1月6日的情況為準的本發展項目的經批准的建築圖則為基礎擬備；及
(2) 大致上與發展項目的外觀一致。

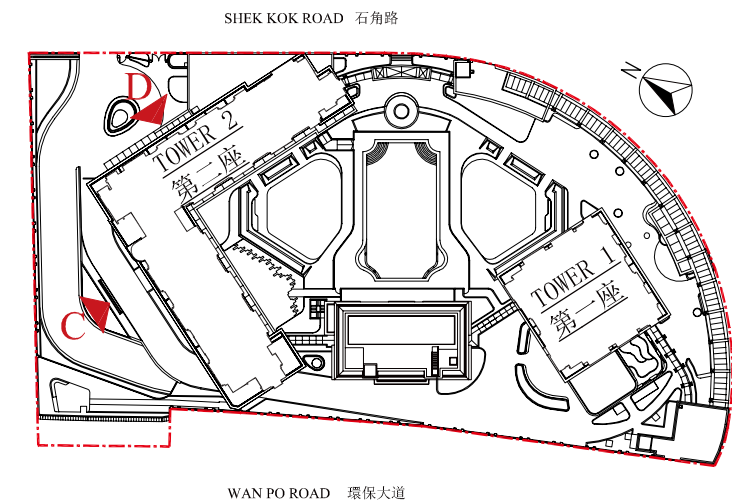
ELEVATION PLAN 立面圖

Tower 2 Elevation 第2座立面圖



Tower 2 Elevation C
第2座立面圖 C

Tower 2 Elevation D
第2座立面圖 D



KEY PLAN 指示圖

--- Boundary Line of the Development
發展項目的界線

The Authorized Person for the Development has certified that the elevations shown on these plans :

- (1) are prepared on the basis of the approved building plans for the Development as of 6 January 2022; and
- (2) are in general accordance with the outward appearance of the Development.

發展項目的認可人士證明本立面圖所顯示的立面：

- (1) 以2022年1月6日的情況為準的本發展項目的經批准的建築圖則為基礎擬備；及
- (2) 大致上與發展項目的外觀一致。

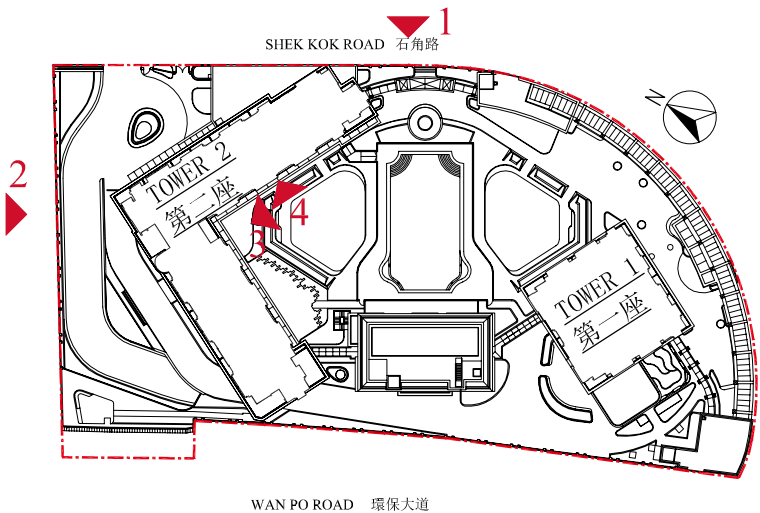
ELEVATION PLAN 立面圖

Podium Elevation 平台立面圖

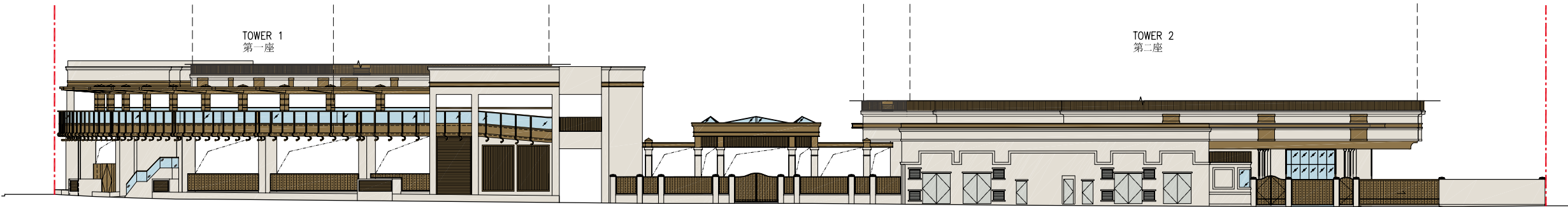
The Authorized Person for the Development has certified that the elevations shown on these plans :
(1) are prepared on the basis of the approved building plans for the Development as of 6 January 2022; and
(2) are in general accordance with the outward appearance of the Development.

發展項目的認可人士證明本立面圖所顯示的立面：

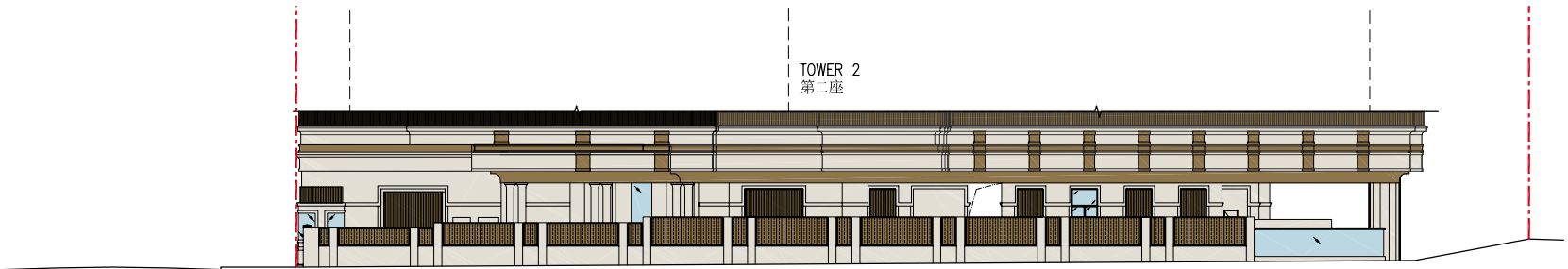
- (1) 以2022年1月6日的情況為準的本發展項目的經批准的建築圖則為基礎擬備；及
- (2) 大致上與發展項目的外觀一致。



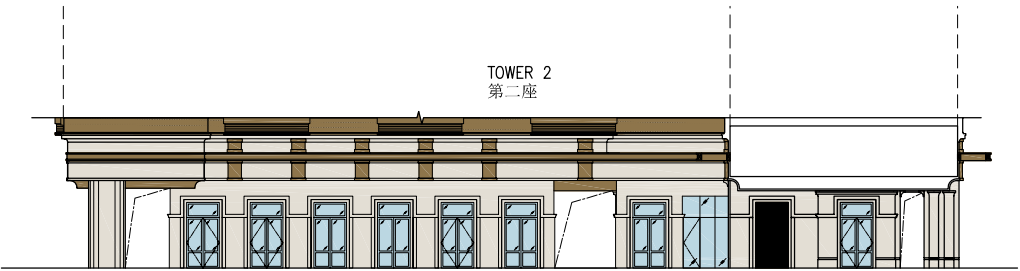
KEY PLAN 指示圖
--- Boundary Line of the Development
發展項目的界線



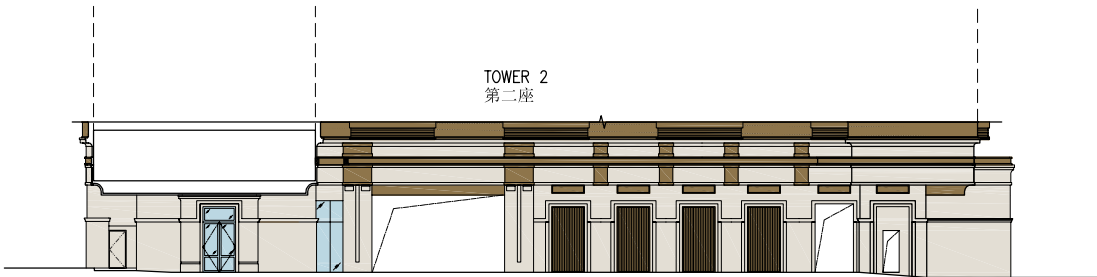
Podium Elevation 1
平台立面圖1



Podium Elevation 2
平台立面圖2



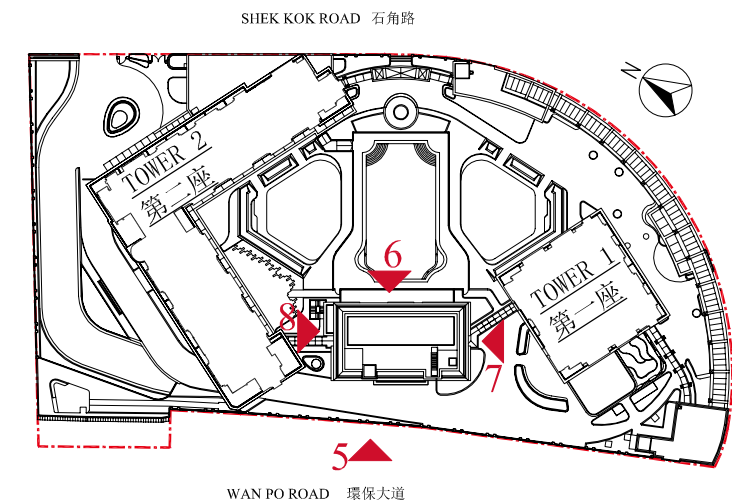
Podium Elevation 3
平台立面圖3



Podium Elevation 4
平台立面圖4

ELEVATION PLAN 立面圖

Podium Elevation 平台立面圖



KEY PLAN 指示圖

--- Boundary Line of the Development
發展項目的界線




Podium Elevation 5
平台立面圖5



Podium Elevation 6
平台立面圖6



Podium Elevation 7
平台立面圖7



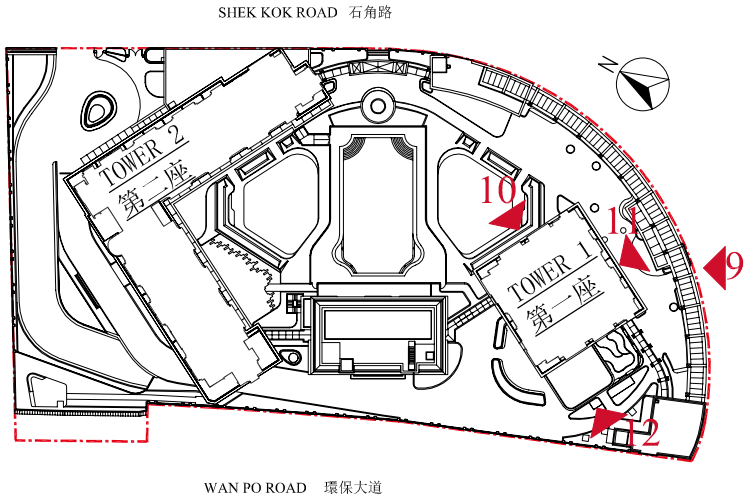
Podium Elevation 8
平台立面圖8

The Authorized Person for the Development has certified that the elevations shown on these plans :
(1) are prepared on the basis of the approved building plans for the Development as of 6 January 2022; and
(2) are in general accordance with the outward appearance of the Development.

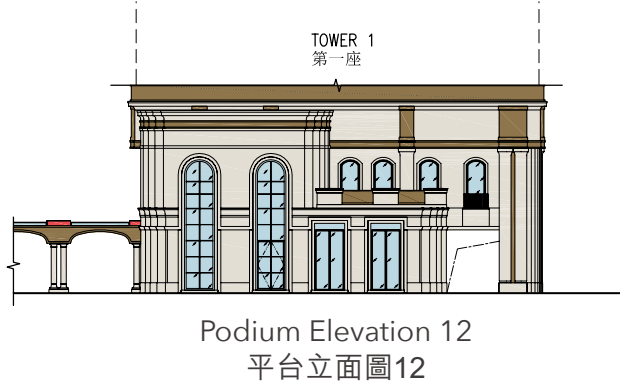
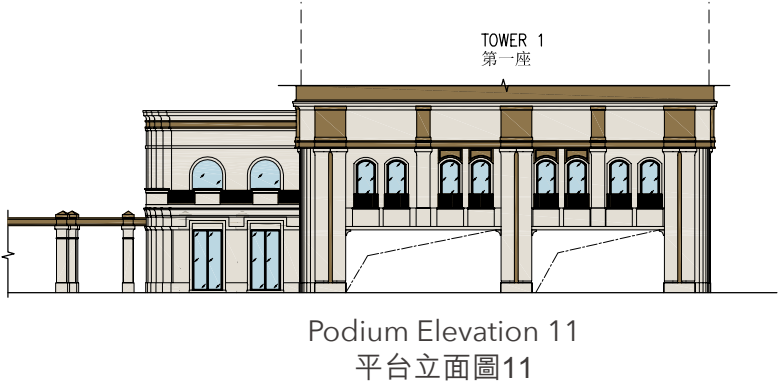
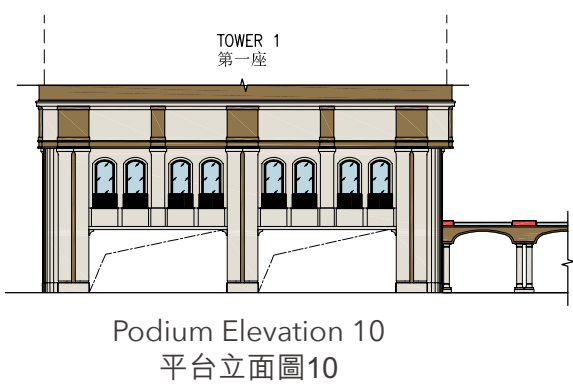
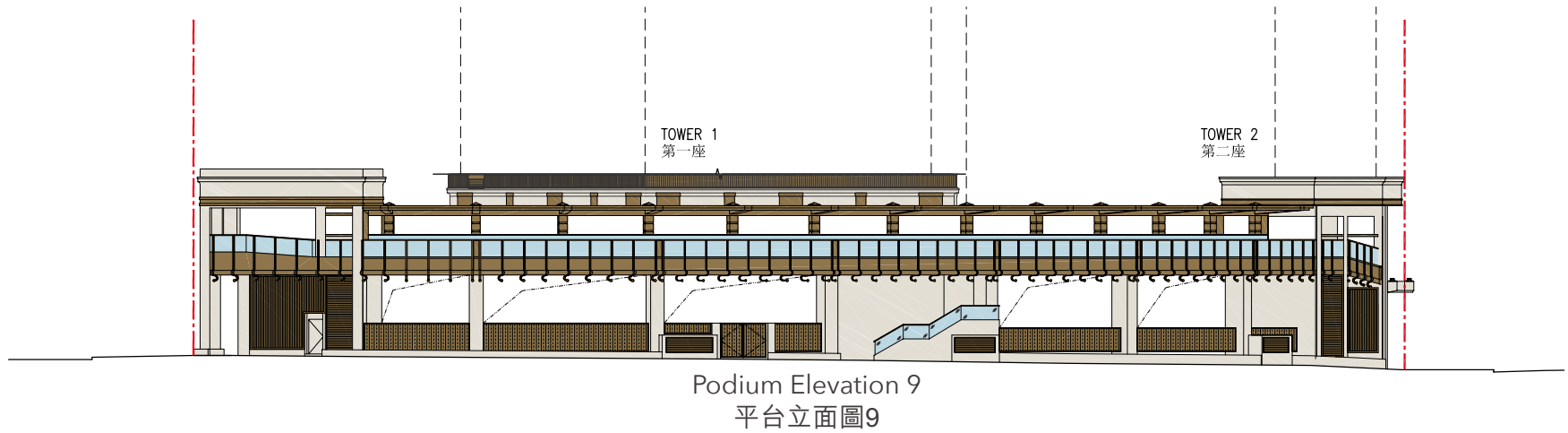
發展項目的認可人士證明本立面圖所顯示的立面：
(1) 以2022年1月6日的情況為準的本發展項目的經批准的建築圖則為基礎擬備；及
(2) 大致上與發展項目的外觀一致。

ELEVATION PLAN
立面圖

Podium Elevation
平台立面圖



KEY PLAN 指示圖
Boundary Line of the Development
發展項目的界線



The Authorized Person for the Development has certified that the elevations shown on these plans :
(1) are prepared on the basis of the approved building plans for the Development as of 6 January 2022; and
(2) are in general accordance with the outward appearance of the Development.

發展項目的認可人士證明本立面圖所顯示的立面：
(1) 以2022年1月6日的情況為準的本發展項目的經批准的建築圖則為基礎擬備；及
(2) 大致上與發展項目的外觀一致。

INFORMATION ON COMMON FACILITIES IN THE DEVELOPMENT
發展項目中的公用設施的資料

Category of Common Facilities 公用設施的類別		Covered Area 有上蓋面積	Uncovered Area 沒有上蓋面積	Total Area 總面積
Residents' clubhouse (including any recreational facilities for residents' use) 住客會所 (包括供住客使用的任何康樂設施)	sq.ft. 平方呎	20342	8969	29311
	sq.m. 平方米	1889.828	833.223	2723.051
Communal garden or play area for residents' use on the roof, or on any floor between the roof and the lowest residential floor, of a building in the development (whether known as a communal sky garden or otherwise) 位於發展項目中的建築物的天台或在天台和最低一層住宅樓層之間的任何一層的、供住客使用的公用花園或遊樂地方 (不論是稱為公用空中花園或有其他名稱)	sq.ft. 平方呎	Not Applicable 不適用	Not Applicable 不適用	Not Applicable 不適用
	sq.m. 平方米	Not Applicable 不適用	Not Applicable 不適用	Not Applicable 不適用
Communal garden or play area for residents' use below the lowest residential floor of a building in the development (whether known as a covered and landscaped play area or otherwise) 位於發展項目中的建築物的最低一層住宅樓層以下的、供住客使用的公用花園或遊樂地方 (不論是稱為有蓋及園景的遊樂場或有其他名稱)	sq.ft. 平方呎	12168	38548	50716
	sq.m. 平方米	1130.463	3581.202	4711.665

Remark:
Areas in square feet are converted at a rate of 1 square metre to 10.764 square feet and rounded off to the nearest square foot, which may be slightly different from that shown in square metre.

備註：
以平方呎顯示之面積均依據1平方米=10.764平方呎換算，並以四捨五入至整數。平方呎與平方米之數字可能有些微差異。



INSPECTION OF PLANS AND DEED OF MUTUAL COVENANT

閱覽圖則及公契

1. Copies of the Outline Zoning Plans relating to the Development is available for inspection at www.ozp.tpb.gov.hk
2. (a) Copy of the deed of mutual covenant in respect of the specified residential properties that has been executed is available for inspection at the place at which the specified residential properties are offered to be sold.

(b) The inspection is free of charge.

- 1 備有關於發展項目的分區計劃大綱圖的文本供閱覽的互聯網網站的網址為 www.ozp.tpb.gov.hk。
2. (a) 指明住宅物業已簽立的公契的文本存放在指明住宅物業的售樓處，以供閱覽。

(b) 無須為閱覽付費。

FITTINGS, FINISHES AND APPLIANCES

裝置、裝修物料及設備

1. Exterior Finishes		
Item	Description	
(a) External wall	Types of finishes	<p>Podium: Paint, tiles, glass wall, aluminium cladding, natural stone cladding, metal louvre, metal grille, glass balustrade.</p> <p>Residential towers: Paint, tiles, aluminium cladding, aluminium grille, glass cladding, glass balustrade, metal balustrade, curtain wall.</p>
(b) Window	Material of frame	Fluorocarbon coated aluminium frame.
	Material of glass	Insulated glazing unit (IGU) with low-e coating glass, but in the case of window in a bathroom, tinted acid etched glass.
(c) Bay window	Not applicable.	
(d) Planter	Not applicable.	
(e) Verandah or balcony	Type of finishes	<p>No verandah.</p> <p>Balcony: Installed with laminated tempered glass with aluminium railing, post and copping.</p> <p>Ceiling: Aluminium ceiling panel with louvre.</p> <p>Floor: Tiles.</p> <p>Wall: Tiles.</p>
	Whether it is covered	All balconies are covered.
(f) Drying facilities for clothing	Not applicable.	

1. 外部裝修物料		
細項	描述	
(a) 外牆	裝修物料的類型	<p>平台： 油漆、瓷磚、玻璃牆、鋁蓋板、天然石蓋板、金屬百葉、金屬格柵、玻璃圍欄。</p> <p>住宅大樓： 油漆、瓷磚、鋁蓋板、鋁質格柵、玻璃蓋板、玻璃圍欄、金屬圍欄、玻璃幕牆。</p>
(b) 窗	窗框的用料	氟碳噴漆鋁框。
	玻璃的用料	採用雙層中空低輻射鍍膜玻璃、唯浴室窗戶則採用有色酸蝕玻璃。
(c) 窗台	不適用。	
(d) 花槽	不適用。	
(e) 陽台或露台	裝修物料的類型	<p>並無陽台。</p> <p>露台： 裝有夾層鋼化玻璃連鋁質欄杆、企棟及頂𠵼。</p> <p>天花： 鋁質天花板及百葉。</p> <p>地板： 鋪砌瓷磚。</p> <p>牆： 鋪砌瓷磚。</p>
	是否有蓋	所有露台有蓋。
(f) 乾衣設施	不適用。	

FITTINGS, FINISHES AND APPLIANCES

裝置、裝修物料及設備

2. Interior Finishes				
Item	Description			
(a) Lobby		Wall	Floor	Ceiling
	Lift lobby on G/F	Natural stone, wood veneer, glass and metal.	Natural stone.	Gypsum board false ceiling finished with metal decorative strips and emulsion paint.
	Lift lobbies on residential floors	Wood veneer, plastic laminate, glass and metal. Also artificial leather for Tower 2.	Tiles and artificial stone.	Wood Veneer, metal and gypsum board false ceiling finished with emulsion paint.
	Lift lobbies on basement floor	Wood veneer, glass and metal. Also plastic laminate for Tower 1.	Tiles and artificial stone.	Wood veneer, metal and gypsum board false ceiling finished with emulsion paint.
(b) Internal wall and ceiling		Wall	Ceiling	
	Living room and dining room	Emulsion paint, wall fabric and metal where exposed. (For Flat C3 at 18/F of Tower 2 only)		Ceiling with cornice finished with emulsion paint where exposed and gypsum board bulkhead finished with emulsion paint and metal. (For Flat C3 at 18/F of Tower 2 only)
		Emulsion paint where exposed. (Except Flat C3 at 18/F of Tower 2)		Ceiling finished with emulsion paint where exposed and gypsum board bulkhead finished with emulsion paint. (Except Flat C3 at 18/F of Tower 2)
	Bedroom	Emulsion paint where exposed.		Ceiling finished with emulsion paint where exposed and gypsum board bulkhead finished with emulsion paint.

2. 室內裝修物料				
細項	描述			
(a) 大堂		牆壁	地板	天花板
	地下升降機大堂	天然石材、木皮飾面、玻璃及金屬。	天然石材。	髹乳膠漆及裝設金屬飾條之石膏板假天花。
	住宅層升降機大堂	木皮飾面、塑料夾層板、玻璃及金屬。於第2座另有人造皮革。	瓷磚及人造石材。	木皮飾面、金屬及髹乳膠漆之石膏板假天花。
	地庫層升降機大堂	木皮飾面、玻璃及金屬。於第1座另有塑料夾層板。	瓷磚及人造石材。	木皮飾面、金屬及髹乳膠漆之石膏板假天花。
(b) 內牆及天花板		牆壁	天花板	
	客廳及飯廳	外露牆身髹乳膠漆並配牆布及金屬。 (只限第2座18樓C3單位)		外露天花板連天花線髹乳膠漆及石膏板假陣髹乳膠漆並配金屬。 (只限第2座18樓C3單位)
		外露牆身髹乳膠漆。 (第2座18樓C3單位除外)		外露天花板髹乳膠漆及石膏板假陣髹乳膠漆。 (第2座18樓C3單位除外)
	睡房	外露牆身髹乳膠漆。		外露天花板髹乳膠漆及石膏板假陣髹乳膠漆。

FITTINGS, FINISHES AND APPLIANCES

裝置、裝修物料及設備

2. Interior Finishes				
Item	Description			
(c) Internal floor		Floor		Skirting
	Living room, dining room and bedroom	Engineered timber flooring. Artificial stone border along edge of floor adjoining door to balcony, door to utility platform and door to flat roof.		Engineered timber.
(d) Bathroom		Wall	Floor	Ceiling
		Porcelain tiles where exposed up to false ceiling.	Porcelain tiles where exposed.	Gypsum board false ceiling finished with metal decorative strips and emulsion paint.
(e) Kitchen	Wall	Floor	Ceiling	Cooking Bench
	Solid surface material, glass and metal (Open Kitchen) / porcelain tiles and emulsion paint (Kitchen) where exposed up to false ceiling.	Engineered timber flooring and artificial stone (open kitchen) / porcelain tiles (kitchen) where exposed.	Gypsum board false ceiling finished with emulsion paint.	Solid surface material.

2. 室內裝修物料				
細項	描述			
(c) 內部地板		地板		牆腳線
	客廳、飯廳及睡房	複合木地板。沿通往露台門戶、沿通往工作平台門戶及沿通往平台門戶之地台圍邊部份鋪砌人造石材。		複合木。
(d) 浴室		牆壁	地板	天花板
		外露部分砌瓷磚至假天花高度。	外露部分砌瓷磚。	髹乳膠漆及裝設金屬飾條之石膏板假天花。
(e) 廚房	牆壁	地板	天花板	灶台
	外露部分鋪砌實心面材、玻璃及金屬（開放式廚房）/ 砌瓷磚及髹乳膠漆至假天花高度（廚房）。	外露部分鋪砌複合木地板及人造石材（開放式廚房）/ 瓷磚（廚房）。	髹乳膠漆之石膏板假天花。	實心台面。

FITTINGS, FINISHES AND APPLIANCES

裝置、裝修物料及設備

3. Interior Fittings				
Item	Description			
(a) Doors		Material	Finishes	Accessories
	Unit main entrance door	Solid core fire rated timber door.	Wood veneer.	Fingerprint door lock, concealed door closer, video doorbell, smoke seal, door hinges, door chain and door stopper.
	Door to balcony/ flat roof (except flat roofs of Flats A6 & B6 on 37/F of Tower 1)	Aluminium frame with glass sliding door.	Glass and aluminium frame.	Lockset.
	Utility platform door	Aluminium frame with glass door.	Glass and aluminium frame.	Lockset.
	Door to flat roof of Flat A6 or B6 on 37/F of Tower 1 (from Living Room and Dining Room)	Aluminium frame with glass bi-folding door.	Glass and aluminium frame.	Lockset.
	Door to flat roof of Flat A6 or B6 on 37/F of Tower 1 (from Master Bedroom)	Aluminium frame with glass door.	Glass and aluminium frame.	Lockset.
	Roof door	Metal gate.	Metal.	Padlock.
	Master Bedroom and Bedroom door	Hollow core timber door.	Wood veneer.	Lockset and door hinges.
	Kitchen door (except open kitchen)	Solid core fire rated timber door.	Wood veneer and fire rated glass vision panel.	Lockset and door hinges.
	Master bathroom and bathroom door	Hollow core timber door.	Wood veneer.	Lockset, door hinges and timber louver.
	Store room door	Hollow core timber sliding door.	Wood veneer.	Lockset.
	Utility room door	Hollow core timber sliding door.	Wood veneer.	Lockset.

3. 室內裝置				
細項	描述			
(a) 門		用料	裝修物料	配件
	單位主入口門	實心防火木門。	木皮飾面。	指紋門鎖、暗藏氣鼓、視像門鈴、防煙條、門鉸、防盜鏈及門擋。
	通往露台 / 平台 (第 1 座 37 樓 A6 及 B6 單位平台除外) 的門	鋁質框鑲玻璃趟門。	玻璃及鋁框。	門鎖。
	工作平台門	鋁質框鑲玻璃門。	玻璃及鋁框。	門鎖。
	通往第 1 座 37 樓 A6 或 B6 單位平台的門 (由客廳及飯廳)	鋁質框鑲玻璃雙摺門。	玻璃及鋁框。	門鎖。
	通往第 1 座 37 樓 A6 或 B6 單位平台的門 (由主人睡房)	鋁質框鑲玻璃門。	玻璃及鋁框。	門鎖。
	天台門	金屬閘。	金屬。	掛鎖。
	主人睡房及睡房門	空心木門。	木皮飾面。	門鎖及門鉸。
	廚房門 (開放式廚房除外)	實心防火木門。	木皮飾面及防火玻璃視覺面板。	門鎖及門鉸。
	主人浴室及浴室門	空心木門。	木皮飾面。	門鎖、門鉸及木百葉。
	儲物房門	空心木趟門。	木皮飾面。	門鎖。
	工作間門	空心木趟門。	木皮飾面。	門鎖。

FITTINGS, FINISHES AND APPLIANCES

裝置、裝修物料及設備

3. Interior Fittings		
Item	Description	
(b) Bathroom	Type of fittings and equipment	Material of fittings and equipment
	Countertop of vanity cabinet	Solid surface.
	Vanity cabinet	Timber veneer, plastic laminate and metal.
	Mirror cabinet	Mirror, wood veneer, metal and glass.
	Basin mixer and shower mixer	Chrome plated.
	Hand shower, robe hook and toilet paper holder	Chrome plated.
	Wash basin and water closet	Vitreous china.
	Type of water supply system	Material of water supply system
	Please refer to "Water Supply" below.	
	Type of bathing facilities (including shower or bath tub (if applicable))	Material of bathing facilities
(c) Kitchen	Master bathroom in Flats A6 & B6 on 37/F and 38/F of Tower 1: Bathtub (Size: 1500mmL x 700mmW x 420mmH), bathtub mixer, curtain rod, shower set	Pressed steel bathtub with metal curtain rod, chrome plated bathtub mixer and shower set.
	Other bathrooms: Shower compartment with shower set	Clear tempered glass shower cubicle with chrome plated shower mixer, shower set and pull knob.
	Material of sink unit	Stainless steel sink, or for Flats A6 & B6 on 37/F and 38/F of Tower 1, monolithic solid surface sink. Chrome plated mixer.
	Material of water supply system	Please refer to "Water Supply" below.
	Material and finishes of kitchen cabinet	Wooden kitchen cabinet finished with plastic laminate and solid surface portal.
	Type of all other fittings and equipment	Smoke detector and sprinkler installed in open kitchens.

3. 室內裝置		
細項	描述	
(b) 浴室	裝置及設備的類型	裝置及設備的用料
	面盆櫃台面	實心台面。
	面盆櫃	木皮飾面、塑料夾層板及金屬。
	鏡櫃	鏡子、木皮飾面、金屬及玻璃。
	洗手盆水龍頭及淋浴水龍頭	鍍鉻。
	花灑、掛勾及廁紙架	鍍鉻。
	洗手盆及座廁	搪瓷。
	供水系統的類型	供水系統的用料
	見下文「供水」一欄。	
	沐浴設施的類型（包括花灑或浴缸（如適用））	沐浴設施的用料
(c) 廚房	第1座37樓及38樓A6及B6單位的主人浴室：浴缸（呎吋：1500毫米長 x 700毫米闊 x 420毫米高）、浴缸水龍頭、浴簾路道、花灑套裝	模壓鐵浴缸配以金屬浴簾路道、鍍鉻浴缸水龍頭及花灑套裝。
	其他浴室：淋浴間配以花灑套裝	強化清玻璃淋浴間配以鍍鉻淋浴龍頭、花灑套裝及拉手。
	洗滌盆的用料	不銹鋼洗滌盆，或第1座37樓及38樓A6及B6單位則為實心台面一體形成洗滌盆。鍍鉻水龍頭。
	供水系統的用料	見下文「供水」一欄。
	廚櫃的用料及裝修物料	木製廚櫃配以膠板及實心面板材料框邊。
	所有其他裝置及設備的類型	在開放式廚房設置煙霧偵測器及消防花灑頭。

FITTINGS, FINISHES AND APPLIANCES

裝置、裝修物料及設備

3. Interior Fittings		
Item	Description	
(d) Bedroom	Type and material of fittings (including built-in wardrobe)	Not applicable.
(e) Telephone	Location and number of connection points	Please refer to "Schedule of Mechanical & Electrical Provisions of Residential Properties".
(f) Aerials	Location and number of connection points	Please refer to "Schedule of Mechanical & Electrical Provisions of Residential Properties".
(g) Electrical installations	Electrical fittings (including safety devices); Whether conduits are concealed or exposed	Conduits are partly concealed and partly exposed. Exposed conduits are placed in false ceiling, cabinets and gypsum board bulkheads. Three-phase electricity supply with miniature circuit breaker distribution board is provided for each flat.
	Location and number of power points and air-conditioner points	Please refer to "Schedule of Mechanical & Electrical Provisions of Residential Properties".
(h) Gas supply	Type system and location	No gas supply.
(i) Washing machine connection point	Design	Water point of a design of 22mm in diameter and drain point of design of 40mm in diameter are provided for washing machine.
	Location	Washing machine connection points are located inside kitchen cabinet.
(j) Water supply	Material of water pipes	Copper pipes with thermal insulation for both hot and cold water are provided.
	Whether water pipes are concealed or exposed	Water pipes are partly concealed in concrete and partly exposed and placed in false ceiling, cabinet and gypsum board bulkhead.
	Whether hot water is available	Hot water supply is available.

3. 室內裝置		
細項	描述	
(d) 睡房	裝置（包括嵌入式衣櫃）的類型及用料	不適用。
(e) 電話	接駁點的位置及數目	請參閱「住宅物業機電裝置數量說明表」。
(f) 天線	接駁點的位置及數目	請參閱「住宅物業機電裝置數量說明表」。
(g) 電力裝置	供電裝置（包括安全裝置）；導管是隱藏或外露	導管有部份隱藏及部份外露。外露導管設於假天花、櫃內及石膏板內。每戶均提供三相電力，並設有微型斷路器。
	電插座及空調機接駁點的位置及數目	請參閱「住宅物業機電裝置數量說明表」。
(h) 氣體供應	類型、系統及位置	沒有氣體供應。
(i) 洗衣機接駁點	設計	設有洗衣機來水接駁喉位（其設計為直徑22毫米）及去水接駁喉位（其設計為直徑40毫米）。
	位置	洗衣機接駁點設於廚櫃內。
(j) 供水	水管的用料	設有隔熱保護之冷熱水銅喉。
	水管是隱藏或外露	水管部份隱藏於混凝土及部份外露安裝於假天花、櫃及石膏隔板內。
	有否熱水供應	設有熱水供應。

FITTINGS, FINISHES AND APPLIANCES

裝置、裝修物料及設備

4. Miscellaneous					
Item	Description	Brand name	Model number	Number	Floors served
(a) Lifts	Tower 1 Fireman and accessible lift (No. 1)	Toshiba	ELCOSMO-III	1	B/F, G/F, 1/F *, 2/F - 3/F, 5/F-12/F, 15/F-23/F, 25/F-33/F, 35/F-38/F
	Tower 1 Passenger lift (No. 2)			1	B/F, G/F, 2/F-3/F, 5/F-12/F, 15/F-23/F, 25/F-33/F, 35/F-38/F
	Tower 1 Passenger lift (No. 3)			1	B/F, G/F, 2/F-3/F, 5/F-12/F, 15/F-23/F, 25/F-33/F, 35/F-38/F
	Tower 1 Residential Recreational Facilities Accessible lift (No. 4)			1	G/F, 1/F-3/F, 5/F-12/F, 15/F-23/F, 25/F-33/F, 35/F-38/F #
	Tower 2 Passenger lift (No. 5)			1	B/F, G/F, 21/F-23/F, 25/F-33/F, 35/F-38/F
	Tower 2 Passenger lift (No. 6)			1	B/F, G/F, 21/F-23/F, 25/F-33/F, 35/F-38/F
	Tower 2 Passenger lift (No. 7)			1	B/F, G/F, 21/F-23/F, 25/F-33/F, 35/F-38/F
	Tower 2 Fireman and accessible lift (No. 8)			1	B/F, G/F, 1/F-3/F, 5/F-12/F, 15/F-23/F, 25/F-33/F, 35/F-38/F
	Tower 2 Passenger lift (No. 9)			1	B/F, G/F, 1/F-3/F, 5/F-12/F, 15/F-20/F
	Tower 2 Passenger lift (No. 10)			1	B/F, G/F, 1/F-3/F, 5/F-12/F, 15/F-20/F
	Tower 2 Passenger lift (No. 11)			1	G/F, 1/F-3/F, 5/F-12/F, 15/F-20/F
	Residential Recreational Facilities Accessible lift (No. 12)		SPACEL-III	1	B/F, G/F, 1/F
	24-Hours Covered Elevated Pedestrian Walkway Accessible lift (No. 13)			1	G/F, 1/F
	24-Hours Covered Elevated Pedestrian Walkway Accessible lift (No. 14)			1	G/F, 1/F

Remarks:

* - Fireman and accessible lift (No. 1) serves 1/F in Fireman's Operation Mode only.

- Designated exclusive lift to Residential Recreational Facilities with only 2 landing buttons for upward and downward landing access between the G/F and 1/F (i.e. with no upward landing access to Tower 1 2/F - 38/F). Downward Lift call services by residents from Tower 1 2/F - 38/F is available with landing access restricted to Residential Recreational Facilities G/F and 1/F only.

4. 雜項					
細項	描述	品牌名稱	產品型號	數量	到達的樓層
(a) 升降機	第1座消防及無障礙升降機 (1號)	東芝	ELCOSMO-III	1	地庫、地下、1樓*、2樓至3樓、5樓至12樓、15樓至23樓、25樓至33樓、35樓至38樓
	第1座客用升降機 (2號)			1	地庫、地下、2樓至3樓、5樓至12樓、15樓至23樓、25樓至33樓、35樓至38樓
	第1座客用升降機 (3號)			1	地庫、地下、2樓至3樓、5樓至12樓、15樓至23樓、25樓至33樓、35樓至38樓
	第1座住宅康樂設施無障礙升降機 (4號)			1	地下、1樓至3樓、5樓至12樓、15樓至23樓、25樓至33樓、35樓至38樓 #
	第2座客用升降機 (5號)			1	地庫、地下、21樓至23樓、25樓至33樓、35樓至38樓
	第2座客用升降機 (6號)			1	地庫、地下、21樓至23樓、25樓至33樓、35樓至38樓
	第2座客用升降機 (7號)			1	地庫、地下、21樓至23樓、25樓至33樓、35樓至38樓
	第2座消防及無障礙升降機 (8號)			1	地庫、地下、1樓至3樓、5樓至12樓、15樓至23樓、25樓至33樓、35樓至38樓
	第2座客用升降機 (9號)			1	地庫、地下、1樓至3樓、5樓至12樓、15樓至20樓
	第2座客用升降機 (10號)			1	地庫、地下、1樓至3樓、5樓至12樓、15樓至20樓
	第2座客用升降機 (11號)			1	地下、1樓至3樓、5樓至12樓、15樓至20樓
	住宅康樂設施無障礙升降機 (12號)		SPACEL-III	1	地庫、地下、1樓
	24小時有蓋架空行人通道無障礙升降機 (13號)			1	地下、1樓
	24小時有蓋架空行人通道無障礙升降機 (14號)			1	地下、1樓

備註：

* - 消防及無障礙升降機 (1號) 僅在消防員操作模式下到達1樓。

- 指定專屬予住宅康樂設施之升降機，僅設兩個層站按鈕供地下與1樓間上落停靠出入（即不可上升至第1座2樓至38樓停靠出入）。設召喚升降機下行服務予第1座2樓至38樓住客，停靠出入層僅限地下和1樓住宅康樂設施。

FITTINGS, FINISHES AND APPLIANCES

裝置、裝修物料及設備

4. Miscellaneous	
Item	Description
(b) Letter box	Material: Stainless steel.
(c) Refuse collection	Means of refuse collection : Refuse is collected by cleaners. Location of refuse room: Refuse storage and material recovery room is located at each residential floor. Refuse storage and material recovery chamber is located at B/F.
(d) Water meter, electricity meter and gas meter	Separate water and electricity meters for each residential unit are provided in the water meter cabinet and the electrical meter room respectively on each residential floor. No gas meter.

5. Security Facilities	
Description	
Security system and equipment (including details of built-in provisions and their locations)	CCTV cameras in carpark, residential entrance lobbies, all lifts and all the temporary refuge spaces. The cameras are connected to the security control room. Video Doorphone is provided for each residential unit near its entrance door. Smart Card Access Control System is provided at G/F entrance lobby.

6. Appliances	
Description	
For brand names and model numbers of appliances, please refer to "Appliances Schedule" below.	

4. 雜項	
細項	描述
(b) 信箱	用料：不銹鋼。
(c) 垃圾收集	垃圾收集的方法：由清潔工人收集垃圾。 垃圾房的位置：垃圾及物料回收室位於每層住宅樓層。 垃圾及物料回收房設於地庫。
(d) 水錶、電錶及氣體錶	各住宅樓層的水錶櫃及電錶房均裝有每戶專用之獨立水錶及電錶。無氣體錶。

5. 保安設施	
描述	
保安系統及設備（包括嵌入式的裝備及其位置的細節及其位置）	停車場、住宅入口大堂、所有電梯及所有臨時避難處所均裝有閉路電視連接保安控制室。 在每個住宅單位門口附近配備視像對講機。 智能讀卡系統被配備在地下大堂。

6. 設備	
描述	
設備的品牌名稱及產品型號，請參閱「設備說明表」。	

The Vendor undertakes that if lifts or appliances of the specified brand name or model number as stated respectively in items 4(a) and 6 above are not installed in the Development, lifts or appliances of comparable quality will be installed.

賣方承諾如發展項目中沒有安裝於上述第4(a)及6項所指明的品牌名稱或產品型號的升降機或設備，便會安裝品質相若的升降機或設備。

FITTINGS, FINISHES AND APPLIANCES

裝置、裝修物料及設備

Appliances Schedule 設備說明表

Tower 1 第1座

Location 位置	Appliance 設備	Brand Name 品牌名稱	Model No. 產品型號	2/F 2樓																3/F, 5/F - 12/F, 15/F - 23/F, 25/F - 33/F and 35/F - 36/F 3樓、5樓至12樓、15樓至23樓、25樓至33樓及35樓至36樓															
				A1	A2	A3	A5	A6	A7	A8	A9	B1	B2	B3	B5	B6	B7	B8	B9	A1	A2	A3	A5	A6	A7	A8	A9	B1	B2	B3	B5	B6	B7	B8	B9
Entrance 門口	Video Door Phone 視像對講機	Sonicguard Technology 新力佳宏科技	IN-P7-C313	✓	✓	✓	✓	✓	✓	✓	✓	✓	✓	✓	✓	✓	✓	✓	✓	✓	✓	✓	✓	✓	✓	✓	✓	✓	✓	✓	✓	✓	✓	✓	
	Instantaneous Electric Water Heater 即熱式電熱水爐	Stiebel Eltron 斯寶亞創	DHE 18/21/24	-	-	✓	✓	✓	✓	-	-	-	-	✓	✓	✓	✓	-	-	-	-	✓	✓	✓	✓	-	-	-	-	✓	✓	✓	✓	-	-
Living Room / Dining Room 客廳 / 飯廳	Split Type Air-Conditioner Inverter Heat Pump - Indoor Unit 分體式變頻冷暖空調 - 室內機	Mitsubishi Electric 三菱電機	MSZ-GE35VA-E1	✓	✓	✓	✓	✓	✓	✓	✓	✓	✓	✓	✓	✓	✓	✓	✓	✓	✓	✓	✓	✓	✓	✓	✓	✓	✓	✓	✓	✓	✓	✓	
Master Bedroom 主人房	Split Type Air-Conditioner Inverter Heat Pump - Indoor Unit 分體式變頻冷暖空調 - 室內機	Mitsubishi Electric 三菱電機	MSZ-GE25VA-E1	-	-	-	-	-	-	✓	-	-	-	-	-	-	-	✓	-	-	-	-	-	-	✓	-	-	-	-	-	-	-	-	✓	-
Bedroom 1 睡房 1	Split Type Air-Conditioner Inverter Heat Pump - Indoor Unit 分體式變頻冷暖空調 - 室內機	Mitsubishi Electric 三菱電機	MSZ-GE25VA-E1	✓	✓	-	-	-	-	-	✓	✓	✓	-	-	-	-	-	✓	✓	✓	-	-	-	-	-	✓	✓	✓	-	-	-	-	-	✓
Bedroom 2 睡房 2	Split Type Air-Conditioner Inverter Heat Pump - Indoor Unit 分體式變頻冷暖空調 - 室內機	Mitsubishi Electric 三菱電機	MSZ-GE25VA-E1	-	-	-	-	-	-	✓	-	-	-	-	-	-	-	✓	-	-	-	-	-	-	✓	-	-	-	-	-	-	-	-	✓	-
Store Room 儲物房	Split Type Air-Conditioner Inverter Heat Pump - Indoor Unit 分體式變頻冷暖空調 - 室內機	Mitsubishi Electric 三菱電機	MSZ-GE25VA-E1	-	-	-	-	-	-	✓	-	-	-	-	-	-	-	✓	-	-	-	-	-	-	✓	-	-	-	-	-	-	-	-	✓	-
Private Flat Roof 私人平台	Split Type Air-Conditioner Inverter Heat Pump - Outdoor Unit 分體式變頻冷暖空調 - 室外機	Mitsubishi Electric 三菱電機	MUZ-GE25VA-E1	✓	✓	-	-	-	-	✓	✓	✓	✓	-	-	-	-	✓	✓	-	-	-	-	-	-	-	-	-	-	-	-	-	-	-	
	Split Type Air-Conditioner Inverter Heat Pump - Outdoor Unit 分體式變頻冷暖空調 - 室外機	Mitsubishi Electric 三菱電機	MUZ-GE35VA-E1	✓	✓	✓	✓	✓	✓	✓	✓	✓	✓	✓	✓	✓	✓	✓	✓	-	-	-	-	-	-	-	-	-	-	-	-	-	-	-	

Notes:

- The symbol "✓" as shown in the above table denotes such appliance(s) is / are provided and / or installed in the residential property.
- The symbol "-" as shown in the above table denotes "Not Provided" or "Not Applicable".

備註:

- 上述符號 "✓" 表示此設備於該住宅物業內提供及/或安裝。
- 上述符號 "-" 表示不提供或不適用。

FITTINGS, FINISHES AND APPLIANCES

裝置、裝修物料及設備

Appliances Schedule 設備說明表

Tower 1 第1座

Location 位置	Appliance 設備	Brand Name 品牌名稱	Model No. 產品型號	2/F 2樓																3/F, 5/F - 12/F, 15/F - 23/F, 25/F - 33/F and 35/F - 36/F 3樓、5樓至12樓、15樓至23樓、25樓至33樓及35樓至36樓															
				A1	A2	A3	A5	A6	A7	A8	A9	B1	B2	B3	B5	B6	B7	B8	B9	A1	A2	A3	A5	A6	A7	A8	A9	B1	B2	B3	B5	B6	B7	B8	B9
Balcony 露台	Split Type Air-Conditioner Inverter Heat Pump - Outdoor Unit 分體式變頻冷暖空調 - 室外機	Mitsubishi Electric 三菱電機	MUZ-GE25VA-E1	-	-	-	-	-	-	-	-	-	-	-	-	-	-	-	✓	✓	-	-	-	-	✓	✓	✓	✓	-	-	-	-	✓	✓	
	Split Type Air-Conditioner Inverter Heat Pump - Outdoor Unit 分體式變頻冷暖空調 - 室外機	Mitsubishi Electric 三菱電機	MUZ-GE35VA-E1	-	-	-	-	-	-	-	-	-	-	-	-	-	-	-	✓	✓	✓	✓	✓	✓	✓	✓	✓	✓	✓	✓	✓	✓	✓		
Utility Platform 工作平台	Multi Split Type Air-Conditioner Inverter Heat Pump - Outdoor Unit 多聯分體式變頻冷暖空調 - 室外機	Mitsubishi Electric 三菱電機	MXZ-2D53VA2-E4	-	-	-	-	-	✓	-	-	-	-	-	-	✓	-	-	-	-	-	-	✓	-	-	-	-	-	-	-	-	✓	-		
Open Kitchen 開放式廚房	Electric Induction Hob 電磁煮食爐	Siemens 西門子	EH375FBB1E	✓	✓	✓	✓	✓	✓	✓	✓	✓	✓	✓	✓	✓	✓	✓	✓	✓	✓	✓	✓	✓	✓	✓	✓	✓	✓	✓	✓	✓	✓		
	Electric Cooker Hood 電抽油煙機	Elica	ELITE26 IX/A/60	✓	✓	✓	✓	✓	✓	✓	✓	✓	✓	✓	✓	✓	✓	✓	✓	✓	✓	✓	✓	✓	✓	✓	✓	✓	✓	✓	✓	✓	✓		
	Electric Microwave 電微波爐	Whirlpool 惠而浦	W7 MN810	✓ ⁺	✓	✓	✓	✓	✓	-	✓ ⁺	✓ ⁺	✓	✓	✓	✓	✓	-	✓ ⁺	✓ ⁺	✓	✓	✓	✓	✓	-	✓ ⁺	✓ ⁺	✓	✓	✓	✓	-	✓ ⁺	
	Steam Oven 蒸焗爐	Whirlpool 惠而浦	W7 MS450	-	-	-	-	-	✓	-	-	-	-	-	-	✓	-	-	-	-	-	-	✓	-	-	-	-	-	-	-	-	✓	-		
	2 in 1 Washer Dryer 二合一洗衣乾衣機	Whirlpool 惠而浦	WFCI75430	✓	✓	✓	✓	✓	✓	✓	✓	✓	✓	✓	✓	✓	✓	✓	✓	✓	✓	✓	✓	✓	✓	✓	✓	✓	✓	✓	✓	✓	✓		
	Refrigerator (1.2mH) 1.2米高雪櫃	Whirlpool 惠而浦	ARG8627A+++HK	✓ ⁺	✓	-	-	-	-	✓	✓ ⁺	✓ ⁺	✓	-	-	-	✓	✓ ⁺	✓ ⁺	✓	-	-	-	-	✓	✓ ⁺	✓ ⁺	✓	-	-	-	-	✓	✓ ⁺	
	Refrigerator (0.8mH) 0.8米高雪櫃	NODOR	NorFrost HAIL BRU 820	-	-	✓	✓	✓	✓	-	-	-	-	✓	✓	✓	✓	-	-	-	-	✓	✓	✓	-	-	-	-	✓	✓	✓	✓	-	-	
Bathroom 浴室	Thermo Ventilator 浴室換氣暖風機	Panasonic 樂聲牌	FV-40BE2H	✓	✓	✓	✓	✓	✓	✓	✓	✓	✓	✓	✓	✓	✓	✓	✓	✓	✓	✓	✓	✓	✓	✓	✓	✓	✓	✓	✓	✓	✓		
	Instantaneous Electric Water Heater 即熱式電熱水爐	Stiebel Eltron 斯寶亞創	DHE 18/21/24	✓	✓	-	-	-	-	✓	✓	✓	✓	-	-	-	✓	✓	✓	✓	-	-	-	-	✓	✓	✓	✓	-	-	-	-	✓	✓	

Notes:

1. The symbol "✓" as shown in the above table denotes such appliance(s) is / are provided and / or installed in the residential property.
2. The symbol "-" as shown in the above table denotes "Not Provided" or "Not Applicable".
3. "+" indicates that the appliance is located at Living Room / Dining Room near Open Kitchen.

備註:

1. 上述符號 "✓" 表示此設備於該住宅物業內提供及/或安裝。
2. 上述符號 "-" 表示不提供或不適用。
3. "+" 代表該設備位於客廳 / 飯廳靠近開放式廚房。

FITTINGS, FINISHES AND APPLIANCES

裝置、裝修物料及設備

Appliances Schedule 設備說明表

Tower 1 第1座

Location 位置	Appliance 設備	Brand Name 品牌名稱	Model No. 產品型號	37/F 37樓												38/F 38樓											
				A1	A2	A3	A5	A6	B1	B2	B3	B5	B6	A1	A2	A3	A5	A6	B1	B2	B3	B5	B6				
Entrance 門口	Video Door Phone 視像對講機	Sonicguard Technology 新力佳宏科技	IN-P7-C313	✓	✓	✓	✓	✓	✓	✓	✓	✓	✓	✓	✓	✓	✓	✓	✓	✓	✓	✓	✓				
	Instantaneous Electric Water Heater 即熱式電熱水爐	Stiebel Eltron 斯寶亞創	DHE 18/21/24	-	-	✓	✓	-	-	-	✓	✓	-	-	-	✓	✓	-	-	-	✓	✓	-				
Living Room / Dining Room 客廳 / 飯廳	Split Type Air-Conditioner Inverter Heat Pump - Indoor Unit 分體式變頻冷暖空調 - 室內機	Mitsubishi Electric 三菱電機	MSZ-GE35VA-E1	✓	✓	✓	✓	✓	✓	✓	✓	✓	✓	-	-	✓	✓	✓	-	-	✓	✓	✓				
	Split Type Air-Conditioner Inverter Heat Pump - Indoor Unit 分體式變頻冷暖空調 - 室內機	Mitsubishi Electric 三菱電機	MSZ-GE50VA-E1	-	-	-	-	-	-	-	-	-	-	✓	✓	-	-	✓	✓	✓	-	-	✓				
Master Bedroom 主人房	Split Type Air-Conditioner Inverter Heat Pump - Indoor Unit 分體式變頻冷暖空調 - 室內機	Mitsubishi Electric 三菱電機	MSZ-GE35VA-E1	-	-	-	-	✓	-	-	-	-	✓	-	-	-	-	✓	-	-	-	-	✓				
Bedroom 1 睡房 1	Split Type Air-Conditioner Inverter Heat Pump - Indoor Unit 分體式變頻冷暖空調 - 室內機	Mitsubishi Electric 三菱電機	MSZ-GE25VA-E1	✓	✓	-	-	-	✓	✓	-	-	-	✓	-	-	-	-	✓	-	-	-	-				
	Split Type Air-Conditioner Inverter Heat Pump - Indoor Unit 分體式變頻冷暖空調 - 室內機	Mitsubishi Electric 三菱電機	MSZ-GE35VA-E1	-	-	-	-	-	-	-	-	-	-	-	✓	-	-	-	-	✓	-	-	-				
Bedroom 2 睡房 2	Split Type Air-Conditioner Inverter Heat Pump - Indoor Unit 分體式變頻冷暖空調 - 室內機	Mitsubishi Electric 三菱電機	MSZ-GE25VA-E1	-	-	-	-	✓	-	-	-	-	✓	-	-	-	-	-	-	-	-	-	-				
	Split Type Air-Conditioner Inverter Heat Pump - Indoor Unit 分體式變頻冷暖空調 - 室內機	Mitsubishi Electric 三菱電機	MSZ-GE35VA-E1	-	-	-	-	-	-	-	-	-	-	-	-	-	-	✓	-	-	-	-	✓				
Bedroom 3 睡房 3	Split Type Air-Conditioner Inverter Heat Pump - Indoor Unit 分體式變頻冷暖空調 - 室內機	Mitsubishi Electric 三菱電機	MSZ-GE25VA-E1	-	-	-	-	✓	-	-	-	-	✓	-	-	-	-	-	-	-	-	-	-				
	Split Type Air-Conditioner Inverter Heat Pump - Indoor Unit 分體式變頻冷暖空調 - 室內機	Mitsubishi Electric 三菱電機	MSZ-GE35VA-E1	-	-	-	-	-	-	-	-	-	-	-	-	-	-	✓	-	-	-	-	✓				

Notes:
1. The symbol " ✓ " as shown in the above table denotes such appliance(s) is / are provided and / or installed in the residential property.
2. The symbol " - " as shown in the above table denotes " Not Provided " or " Not Applicable ".

備註：
1. 上述符號 " ✓ " 表示此設備於該住宅物業內提供及/或安裝。
2. 上述符號 " - " 表示不提供或不適用。

FITTINGS, FINISHES AND APPLIANCES

裝置、裝修物料及設備

Appliances Schedule 設備說明表

Tower 1 第1座

Location 位置	Appliance 設備	Brand Name 品牌名稱	Model No. 產品型號	37/F 37樓											38/F 38樓										
				A1	A2	A3	A5	A6	B1	B2	B3	B5	B6	A1	A2	A3	A5	A6	B1	B2	B3	B5	B6		
Utility Room 工作間	Split Type Air-Conditioner Inverter Heat Pump - Indoor Unit 分體式變頻冷暖空調 - 室內機	Mitsubishi Electric 三菱電機	MSZ-GE25VA-E1	-	-	-	-	✓	-	-	-	-	✓	-	-	-	-	✓	-	-	-	-	✓		
Balcony 露台	Split Type Air-Conditioner Inverter Heat Pump - Outdoor Unit 分體式變頻冷暖空調 - 室外機	Mitsubishi Electric 三菱電機	MUZ-GE25VA-E1	✓	✓	-	-	-	✓	✓	-	-	-	✓	-	-	-	-	✓	-	-	-	-		
	Split Type Air-Conditioner Inverter Heat Pump - Outdoor Unit 分體式變頻冷暖空調 - 室外機	Mitsubishi Electric 三菱電機	MUZ-GE35VA-E1	✓	✓	✓	✓	-	✓	✓	✓	✓	-	-	✓	✓	✓	-	-	✓	✓	✓	-		
	Multi Split Type Air-Conditioner Inverter Heat Pump - Outdoor Unit 多聯分體式變頻冷暖空調 - 室外機	Mitsubishi Electric 三菱電機	MXZ-2D53VA2-E4	-	-	-	-	✓	-	-	-	-	✓	✓	✓	-	-	-	✓	✓	-	-	-		
Flat Roof 平台	Multi Split Type Air-Conditioner Inverter Heat Pump - Outdoor Unit 多聯分體式變頻冷暖空調 - 室外機	Mitsubishi Electric 三菱電機	MXZ-3E68VA-E2	-	-	-	-	✓	-	-	-	-	✓	-	-	-	-	-	-	-	-	-	-		
	Multi Split Type Air-Conditioner Inverter Heat Pump - Outdoor Unit 多聯分體式變頻冷暖空調 - 室外機	Mitsubishi Electric 三菱電機	MXZ-4E83VA-E4	-	-	-	-	✓	-	-	-	-	✓	-	-	-	-	-	-	-	-	-	-		
Open Kitchen 開放式廚房	Electric Induction Hob 電磁煮食爐	Siemens 西門子	EH375FBB1E	✓	✓	✓	✓	-	✓	✓	✓	✓	-	✓	✓	✓	✓	-	✓	✓	✓	✓	-		
	Electric Cooker Hood 電抽油煙機	Elica	ELITE26 IX/A/60	✓	✓	✓	✓	-	✓	✓	✓	✓	-	✓	✓	✓	✓	-	✓	✓	✓	✓	-		
	Electric Microwave 電微波爐	Whirlpool 惠而浦	W7 MN810	✓ ⁺	✓	✓	✓	-	✓ ⁺	✓	✓	✓	-	✓ ⁺	✓	✓	✓	-	✓ ⁺	✓	✓	✓	-		
	2 in 1 Washer Dryer 二合一洗衣乾衣機	Whirlpool 惠而浦	WFCI75430	✓	✓	✓	✓	-	✓	✓	✓	✓	-	✓	✓	✓	✓	-	✓	✓	✓	✓	-		
	Refrigerator (1.2mH) 1.2米高雪櫃	Whirlpool 惠而浦	ARG8627A+++HK	✓ ⁺	✓	-	-	-	✓ ⁺	✓	-	-	-	✓ ⁺	✓	-	-	-	✓ ⁺	✓	-	-	-		
	Refrigerator (0.8mH) 0.8米高雪櫃	NODOR	NorFrost HAIL BRU 820	-	-	✓	✓	-	-	-	✓	✓	-	-	-	✓	✓	-	-	-	✓	✓	-		

Notes:

1. The symbol "✓" as shown in the above table denotes such appliance(s) is / are provided and / or installed in the residential property.
2. The symbol "-" as shown in the above table denotes "Not Provided" or "Not Applicable".
3. "+" indicates that the appliance is located at Living Room / Dining Room near Open Kitchen.

備註:

1. 上述符號 "✓" 表示此設備於該住宅物業內提供及/或安裝。
2. 上述符號 "-" 表示不提供或不適用。
3. "+" 代表該設備位於客廳 / 飯廳靠近開放式廚房。

FITTINGS, FINISHES AND APPLIANCES

裝置、裝修物料及設備

Appliances Schedule 設備說明表

Tower 1 第1座

Location 位置	Appliance 設備	Brand Name 品牌名稱	Model No. 產品型號	37/F 37樓												38/F 38樓												
				A1	A2	A3	A5	A6	B1	B2	B3	B5	B6	A1	A2	A3	A5	A6	B1	B2	B3	B5	B6					
Kitchen 廚房	Electric Induction Hob 電磁煮食爐	Kuppersbusch	KI 6560.0SR	-	-	-	-	✓	-	-	-	-	✓	-	-	-	-	✓	-	-	-	-	✓	-	-	-	-	✓
	Electric Cooker Hood 電抽油煙機	Kuppersbusch	DEF 6550.0E	-	-	-	-	✓	-	-	-	-	✓	-	-	-	-	✓	-	-	-	-	✓	-	-	-	-	✓
	Steam Oven 蒸焗爐	Kuppersbusch	BD 6750.0 S	-	-	-	-	✓	-	-	-	-	✓	-	-	-	-	✓	-	-	-	-	✓	-	-	-	-	✓
	2 in 1 Washer Dryer 二合一洗衣乾衣機	Kuppersbusch	WT6800.0i-HK	-	-	-	-	✓	-	-	-	-	✓	-	-	-	-	✓	-	-	-	-	✓	-	-	-	-	✓
	Refrigerator 雪櫃	Panasonic 樂聲牌	NR-F503HX-X3	-	-	-	-	✓	-	-	-	-	✓	-	-	-	-	✓	-	-	-	-	✓	-	-	-	-	✓
	Wine Cellar 紅酒櫃	Vintec	VWS020SBA-X	-	-	-	-	✓	-	-	-	-	✓	-	-	-	-	✓	-	-	-	-	✓	-	-	-	-	✓
Bathroom 浴室	Thermo Ventilator 浴室換氣暖風機	Panasonic 樂聲牌	FV-40BE2H	✓	✓	✓	✓	-	✓	✓	✓	✓	-	✓	✓	✓	✓	-	✓	✓	✓	✓	-	✓	✓	✓	✓	-
	Thermo Ventilator 浴室換氣暖風機	Panasonic 樂聲牌	FV-40BE3H2	-	-	-	-	✓	-	-	-	-	✓	-	-	-	-	✓	-	-	-	-	✓	-	-	-	-	✓
	Ventilation Fan 抽氣扇	Panasonic 樂聲牌	FV-02NU1H	-	-	-	-	✓	-	-	-	-	✓	-	-	-	-	✓	-	-	-	-	✓	-	-	-	-	✓
	Instantaneous Electric Water Heater 即熱式電熱水爐	Stiebel Eltron 斯寶亞創	DHE 18/21/24	✓	✓	-	-	✓	✓	✓	-	-	✓	✓	✓	-	-	✓	✓	✓	-	-	✓	✓	✓	-	-	✓
Master Bathroom 主人浴室	Thermo Ventilator 浴室換氣暖風機	Panasonic 樂聲牌	FV-40BE2H	-	-	-	-	✓	-	-	-	-	✓	-	-	-	-	✓	-	-	-	-	✓	-	-	-	-	✓
	Instantaneous Electric Water Heater 即熱式電熱水爐	Stiebel Eltron 斯寶亞創	DHE 18/21/24	-	-	-	-	✓	-	-	-	-	✓	-	-	-	-	✓	-	-	-	-	✓	-	-	-	-	✓
Roof 天台	Multi Split Type Air-Conditioner Inverter Heat Pump - Outdoor Unit 多聯分體式變頻冷暖空調 - 室外機	Mitsubishi Electric 三菱電機	MXZ-5E102VA-E4	-	-	-	-	-	-	-	-	-	-	-	-	-	-	✓	-	-	-	-	✓	-	-	-	-	✓

Notes:

- The symbol "✓" as shown in the above table denotes such appliance(s) is / are provided and / or installed in the residential property.
- The symbol "-" as shown in the above table denotes "Not Provided" or "Not Applicable".

備註:

- 上述符號 "✓" 表示此設備於該住宅物業內提供及/或安裝。
- 上述符號 "-" 表示不提供或不適用。

FITTINGS, FINISHES AND APPLIANCES

裝置、裝修物料及設備

Appliances Schedule 設備說明表

Tower 2 第2座

Location 位置	Appliance 設備	Brand Name 品牌名稱	Model No. 產品型號	1/F 1樓																																
				A1	A2	A3	A5	A6	A7	A8	B1	B2	B3	B5	B6	B7	C1	C2	C3	C5	C6	C7	C8	C9	C10	C11	C12	D1	D2	D3	D5	D6	D7	D8	D9	
Entrance 門口	Video Door Phone 視像對講機	Sonicguard Technology 新力佳宏科技	IN-P7-C313	✓	✓	✓	✓	✓	✓	✓	✓	✓	✓	✓	✓	✓	✓	✓	✓	✓	✓	✓	✓	✓	✓	✓	✓	✓	✓	✓	✓	✓	✓	✓	✓	-
	Instantaneous Electric Water Heater 即熱式電熱水爐	Stiebel Eltron 斯寶亞創	DHE 18/21/24	-	-	-	-	-	-	-	-	-	-	-	-	-	✓	✓	✓	-	-	-	-	-	-	-	-	-	-	-	-	-	-	-	-	
Living Room / Dining Room 客廳 / 飯廳	Video Door Phone 視像對講機	Sonicguard Technology 新力佳宏科技	IN-P7-C313	-	-	-	-	-	-	-	-	-	-	-	-	-	-	-	-	-	-	-	-	-	-	-	-	-	-	-	-	-	-	✓		
	Split Type Air-Conditioner Inverter Heat Pump - Indoor Unit 分體式變頻冷暖空調 - 室內機	Mitsubishi Electric 三菱電機	MSZ-GE35VA-E1	✓	✓	✓	✓	✓	✓	✓	✓	✓	✓	✓	✓	✓	✓	✓	✓	✓	✓	✓	✓	✓	✓	✓	✓	✓	✓	✓	✓	✓	✓	✓	✓	
Master Bedroom 主人房	Split Type Air-Conditioner Inverter Heat Pump - Indoor Unit 分體式變頻冷暖空調 - 室內機	Mitsubishi Electric 三菱電機	MSZ-GE25VA-E1	-	-	-	-	-	-	✓	-	-	-	-	-	-	-	-	-	-	-	-	-	-	-	-	-	-	-	-	-	-	-	✓		
Bedroom 1 睡房 1	Split Type Air-Conditioner Inverter Heat Pump - Indoor Unit 分體式變頻冷暖空調 - 室內機	Mitsubishi Electric 三菱電機	MSZ-GE25VA-E1	✓	✓	✓	✓	✓	✓	-	✓	✓	✓	✓	✓	✓	-	-	-	-	✓	✓	✓	✓	✓	✓	✓	✓	✓	✓	✓	✓	✓	-		
Bedroom 2 睡房 2	Split Type Air-Conditioner Inverter Heat Pump - Indoor Unit 分體式變頻冷暖空調 - 室內機	Mitsubishi Electric 三 菱電機	MSZ-GE25VA-E1	-	-	-	-	-	-	✓	-	-	-	-	-	-	-	-	-	-	-	-	-	-	-	-	-	-	-	-	-	-	-	✓		
Store Room 儲物房	Split Type Air-Conditioner Inverter Heat Pump - Indoor Unit 分體式變頻冷暖空調 - 室內機	Mitsubishi Electric 三菱電機	MSZ-GE25VA-E1	-	-	-	-	-	-	✓	-	-	-	-	-	-	-	-	-	-	-	-	-	-	-	-	-	-	-	-	-	-	-	✓		
Utility Platform 工作平台	Multi Split Type Air-Conditioner Inverter Heat Pump - Outdoor Unit 多聯分體式變頻冷暖空調 - 室 外機	Mitsubishi Electric 三菱電機	MXZ-2D53VA2-E4	-	-	-	-	-	-	✓	-	-	-	-	-	-	-	-	-	-	-	-	-	-	-	-	-	-	-	-	-	-	-	✓		

Notes:

1. The symbol "✓" as shown in the above table denotes such appliance(s) is / are provided and / or installed in the residential property.
2. The symbol "-" as shown in the above table denotes "Not Provided" or "Not Applicable".

備註：

1. 上述符號 "✓" 表示此設備於該住宅物業內提供及/或安裝。
2. 上述符號 "-" 表示不提供或不適用。

FITTINGS, FINISHES AND APPLIANCES

裝置、裝修物料及設備

Appliances Schedule 設備說明表

Tower 2 第2座

Location 位置	Appliance 設備	Brand Name 品牌名稱	Model No. 產品型號	1/F 1樓																															
				A1	A2	A3	A5	A6	A7	A8	B1	B2	B3	B5	B6	B7	C1	C2	C3	C5	C6	C7	C8	C9	C10	C11	C12	D1	D2	D3	D5	D6	D7	D8	D9
Private Flat Roof 私人平台	Split Type Air-Conditioner Inverter Heat Pump - Outdoor Unit 分體式變頻冷暖空調 - 室外機	Mitsubishi Electric 三菱電機	MUZ-GE25VA-E1	-	-	-	-	-	-	✓	✓	✓	✓	✓	✓	✓	-	-	-	-	✓	✓	✓	✓	✓	-	-	-	-	-	-	-	-	-	✓
	Split Type Air-Conditioner Inverter Heat Pump - Outdoor Unit 分體式變頻冷暖空調 - 室外機	Mitsubishi Electric 三菱電機	MUZ-GE35VA-E1	-	-	-	-	-	-	✓	✓	✓	✓	✓	✓	✓	✓	✓	✓	✓	✓	✓	✓	✓	✓	-	-	-	-	-	-	-	-	✓	
Balcony 露台	Split Type Air-Conditioner Inverter Heat Pump - Outdoor Unit 分體式變頻冷暖空調 - 室外機	Mitsubishi Electric 三菱電機	MUZ-GE25VA-E1	✓	✓	✓	✓	✓	✓	-	-	-	-	-	-	-	-	-	-	-	-	-	-	-	✓	✓	✓	✓	✓	✓	✓	✓	-		
	Split Type Air-Conditioner Inverter Heat Pump - Outdoor Unit 分體式變頻冷暖空調 - 室外機	Mitsubishi Electric 三菱電機	MUZ-GE35VA-E1	✓	✓	✓	✓	✓	✓	-	-	-	-	-	-	-	-	-	-	-	-	-	-	-	✓	✓	✓	✓	✓	✓	✓	✓	-		
Open Kitchen 開放式廚房	Electric Induction Hob 電磁煮食爐	Siemens 西門子	EH375FBB1E	✓	✓	✓	✓	✓	✓	✓	✓	✓	✓	✓	✓	✓	✓	✓	✓	✓	✓	✓	✓	✓	✓	✓	✓	✓	✓	✓	✓	✓	✓		
	Electric Cooker Hood 電抽油煙機	Elica	ELITE26 IX/A/60	✓	✓	✓	✓	✓	✓	✓	✓	✓	✓	✓	✓	✓	✓	✓	✓	✓	✓	✓	✓	✓	✓	✓	✓	✓	✓	✓	✓	✓	✓		
	Electric Microwave 電微波爐	Whirlpool 惠而浦	W7 MN810	✓ ⁺	✓ ⁺	✓ ⁺	✓ ⁺	✓ ⁺	✓ ⁺	-	✓ ⁺	✓ ⁺	✓ ⁺	✓ ⁺	✓ ⁺	✓ ⁺	✓	✓	✓	✓	✓ ⁺	✓ ⁺	✓ ⁺	✓ ⁺	✓ ⁺	✓ ⁺	✓ ⁺	✓ ⁺	✓ ⁺	✓ ⁺	✓ ⁺	✓ ⁺	-		
	Steam Oven 蒸焗爐	Whirlpool 惠而浦	W7 MS450	-	-	-	-	-	✓	-	-	-	-	-	-	-	-	-	-	-	-	-	-	-	-	-	-	-	-	-	-	-	✓		
	2 in 1 Washer Dryer 二合一洗衣乾衣機	Whirlpool 惠而浦	WFCI75430	✓	✓	✓	✓	✓	✓	✓	✓	✓	✓	✓	✓	✓	✓	✓	✓	✓	✓	✓	✓	✓	✓	✓	✓	✓	✓	✓	✓	✓	✓		
	Refrigerator (1.2mH) 1.2米高雪櫃	Whirlpool 惠而浦	ARG8627A+++HK	✓ ⁺	✓ ⁺	✓ ⁺	✓ ⁺	✓ ⁺	✓ ⁺	✓	✓ ⁺	✓ ⁺	✓ ⁺	✓ ⁺	✓ ⁺	✓ ⁺	-	-	-	-	✓ ⁺	✓ ⁺	✓ ⁺	✓ ⁺	✓ ⁺	✓ ⁺	✓ ⁺	✓ ⁺	✓ ⁺	✓ ⁺	✓ ⁺	✓ ⁺	✓		
	Refrigerator (0.8mH) 0.8米高雪櫃	NODOR	NorFrost HAIL BRU 820	-	-	-	-	-	-	-	-	-	-	-	-	-	✓	✓	✓	✓	-	-	-	-	-	-	-	-	-	-	-	-	-		
Bathroom 浴室	Thermo Ventilator 浴室換氣暖風機	Panasonic 樂聲牌	FV-40BE2H	✓	✓	✓	✓	✓	✓	✓	✓	✓	✓	✓	✓	✓	✓	✓	✓	✓	✓	✓	✓	✓	✓	✓	✓	✓	✓	✓	✓	✓	✓		
	Instantaneous Electric Water Heater 即熱式電熱水爐	Stiebel Eltron 斯寶亞創	DHE 18/21/24	✓	✓	✓	✓	✓	✓	✓	✓	✓	✓	✓	✓	✓	✓	-	-	-	✓	✓	✓	✓	✓	✓	✓	✓	✓	✓	✓	✓	✓		

Notes:
1. The symbol " ✓ " as shown in the above table denotes such appliance(s) is / are provided and / or installed in the residential property.
2. The symbol " - " as shown in the above table denotes " Not Provided " or " Not Applicable ".
3. "+" indicates that the appliance is located at Living Room / Dining Room near Open Kitchen.

備註：
1. 上述符號 " ✓ " 表示此設備於該住宅物業內提供及/或安裝。
2. 上述符號 " - " 表示不提供或不適用。
3. "+" 代表該設備位於客廳 / 飯廳靠近開放式廚房。

FITTINGS, FINISHES AND APPLIANCES

裝置、裝修物料及設備

Appliances Schedule 設備說明表

Tower 2 第2座

Location 位置	Appliance 設備	Brand Name 品牌名稱	Model No. 產品型號	2/F - 3/F, 5/F - 12/F, 15/F - 23/F, 25/F - 33/F and 35/F - 37/F 2樓至3樓、5樓至12樓、15樓至23樓、25樓至33樓及35樓至37樓																															
				A1	A2	A3	A5	A6	A7	A8	B1	B2	B3	B5	B6	B7	C1	C2	C3	C5	C6	C7	C8	C9	C10	C11	C12	D1	D2	D3	D5	D6	D7	D8	D9
Entrance 門口	Video Door Phone 視像對講機	Sonicguard Technology 新力佳宏科技	IN-P7-C313	✓	✓	✓	✓	✓	✓	✓	✓	✓	✓	✓	✓	✓	✓	✓	✓	✓	✓	✓	✓	✓	✓	✓	✓	✓	✓	✓	✓	✓	✓	✓	-
	Instantaneous Electric Water Heater 即熱式電熱水爐	Stiebel Eltron 斯寶亞創	DHE 18/21/24	-	-	-	-	-	-	-	-	-	-	-	-	-	✓	✓	✓	-	-	-	-	-	-	-	-	-	-	-	-	-	-	-	-
Living Room / Dining Room 客廳 / 飯廳	Video Door Phone 視像對講機	Sonicguard Technology 新力佳宏科技	IN-P7-C313	-	-	-	-	-	-	-	-	-	-	-	-	-	-	-	-	-	-	-	-	-	-	-	-	-	-	-	-	-	-	✓	
	Split Type Air-Conditioner Inverter Heat Pump - Indoor Unit 分體式變頻冷暖空調 - 室內機	Mitsubishi Electric 三菱電機	MSZ-GE35VA-E1	✓	✓	✓	✓	✓	✓	✓	✓	✓	✓	✓	✓	✓	✓	✓	✓	✓	✓	✓	✓	✓	✓	✓	✓	✓	✓	✓	✓	✓	✓	✓	
	Television 電視	Samsung 三星	UA43AU7700	-	-	-	-	-	-	-	-	-	-	-	-	-	-	✓ [#]	-	-	-	-	-	-	-	-	-	-	-	-	-	-	-	-	-
Master Bedroom 主人房	Split Type Air-Conditioner Inverter Heat Pump - Indoor Unit 分體式變頻冷暖空調 - 室內機	Mitsubishi Electric 三菱電機	MSZ-GE25VA-E1	-	-	-	-	-	✓	-	-	-	-	-	-	-	-	-	-	-	-	-	-	-	-	-	-	-	-	-	-	-	-	✓	
Bedroom 1 睡房 1	Split Type Air-Conditioner Inverter Heat Pump - Indoor Unit 分體式變頻冷暖空調 - 室內機	Mitsubishi Electric 三菱電機	MSZ-GE25VA-E1	✓	✓	✓	✓	✓	✓	-	✓	✓	✓	✓	✓	✓	-	-	-	✓	✓	✓	✓	✓	✓	✓	✓	✓	✓	✓	✓	✓	✓	✓	-
Bedroom 2 睡房 2	Split Type Air-Conditioner Inverter Heat Pump - Indoor Unit 分體式變頻冷暖空調 - 室內機	Mitsubishi Electric 三菱電機	MSZ-GE25VA-E1	-	-	-	-	-	✓	-	-	-	-	-	-	-	-	-	-	-	-	-	-	-	-	-	-	-	-	-	-	-	-	✓	
Store Room 儲物房	Split Type Air-Conditioner Inverter Heat Pump - Indoor Unit 分體式變頻冷暖空調 - 室內機	Mitsubishi Electric 三菱電機	MSZ-GE25VA-E1	-	-	-	-	-	✓	-	-	-	-	-	-	-	-	-	-	-	-	-	-	-	-	-	-	-	-	-	-	-	-	✓	

Notes:

1. The symbol "✓" as shown in the above table denotes such appliance(s) is / are provided and / or installed in the residential property.
2. The symbol "-" as shown in the above table denotes "Not Provided" or "Not Applicable".
3. "#" indicates that the appliance is applicable to Flat C3 at 18/F of Tower 2 only.

備註：

1. 上述符號 "✓" 表示此設備於該住宅物業內提供及/或安裝。
2. 上述符號 "-" 表示不提供或不適用。
3. "#" 代表該設備只適用於第2座18樓C3單位。

FITTINGS, FINISHES AND APPLIANCES

裝置、裝修物料及設備

Appliances Schedule 設備說明表

Tower 2 第2座

Location 位置	Appliance 設備	Brand Name 品牌名稱	Model No. 產品型號	2/F - 3/F, 5/F - 12/F, 15/F - 23/F, 25/F - 33/F and 35/F - 37/F 2樓至3樓、5樓至12樓、15樓至23樓、25樓至33樓及35樓至37樓																															
				A1	A2	A3	A5	A6	A7	A8	B1	B2	B3	B5	B6	B7	C1	C2	C3	C5	C6	C7	C8	C9	C10	C11	C12	D1	D2	D3	D5	D6	D7	D8	D9
Balcony 露台	Split Type Air-Conditioner Inverter Heat Pump - Outdoor Unit 分體式變頻冷暖空調 - 室外機	Mitsubishi Electric 三菱電機	MUZ-GE25VA-E1	✓	✓	✓	✓	✓	✓	✓	✓	✓	✓	✓	✓	-	-	-	-	✓	✓	✓	✓	✓	✓	✓	✓	✓	✓	✓	✓	✓	✓	✓	
	Split Type Air-Conditioner Inverter Heat Pump - Outdoor Unit 分體式變頻冷暖空調 - 室外機	Mitsubishi Electric 三菱電機	MUZ-GE35VA-E1	✓	✓	✓	✓	✓	✓	✓	✓	✓	✓	✓	✓	✓	✓	✓	✓	✓	✓	✓	✓	✓	✓	✓	✓	✓	✓	✓	✓	✓	✓	✓	
Utility Platform 工作平台	Multi Split Type Air-Conditioner Inverter Heat Pump - Outdoor Unit 多聯分體式變頻冷暖空調 - 室外機	Mitsubishi Electric 三菱電機	MXZ-2D53VA2-E4	-	-	-	-	-	-	✓	-	-	-	-	-	-	-	-	-	-	-	-	-	-	-	-	-	-	-	-	-	-	✓		
Open Kitchen 開放式廚房	Electric Induction Hob 電磁煮食爐	Siemens 西門子	EH375FBB1E	✓	✓	✓	✓	✓	✓	✓	✓	✓	✓	✓	✓	✓	✓	✓	✓	✓	✓	✓	✓	✓	✓	✓	✓	✓	✓	✓	✓	✓	✓		
	Electric Cooker Hood 電抽油煙機	Elica	ELITE26 IX/A/60	✓	✓	✓	✓	✓	✓	✓	✓	✓	✓	✓	✓	✓	✓	✓	✓	✓	✓	✓	✓	✓	✓	✓	✓	✓	✓	✓	✓	✓	✓		
	Electric Microwave 電微波爐	Whirlpool 惠而浦	W7 MN810	✓ ⁺	✓ ⁺	✓ ⁺	✓ ⁺	✓ ⁺	✓ ⁺	-	✓ ⁺	✓ ⁺	✓ ⁺	✓ ⁺	✓ ⁺	✓ ⁺	✓	✓	✓	✓	✓ ⁺	✓ ⁺	✓ ⁺	✓ ⁺	✓ ⁺	✓ ⁺	✓ ⁺	✓ ⁺	✓ ⁺	✓ ⁺	✓ ⁺	✓ ⁺	✓ ⁺	-	
	Steam Oven 蒸焗爐	Whirlpool 惠而浦	W7 MS450	-	-	-	-	-	-	✓	-	-	-	-	-	-	-	-	-	-	-	-	-	-	-	-	-	-	-	-	-	-	✓		
	2 in 1 Washer Dryer 二合一洗衣乾衣機	Whirlpool 惠而浦	WFCI75430	✓	✓	✓	✓	✓	✓	✓	✓	✓	✓	✓	✓	✓	✓	✓	✓	✓	✓	✓	✓	✓	✓	✓	✓	✓	✓	✓	✓	✓	✓		
	Refrigerator (1.2mH) 1.2米高雪櫃	Whirlpool 惠而浦	ARG8627A+++HK	✓ ⁺	✓ ⁺	✓ ⁺	✓ ⁺	✓ ⁺	✓ ⁺	✓	✓ ⁺	✓ ⁺	✓ ⁺	✓ ⁺	✓ ⁺	✓ ⁺	-	-	-	-	✓ ⁺	✓ ⁺	✓ ⁺	✓ ⁺	✓ ⁺	✓ ⁺	✓ ⁺	✓ ⁺	✓ ⁺	✓ ⁺	✓ ⁺	✓ ⁺	✓		
	Refrigerator (0.8mH) 0.8米高雪櫃	NODOR	NorFrost HAIL BRU 820	-	-	-	-	-	-	-	-	-	-	-	-	✓	✓	✓	✓	-	-	-	-	-	-	-	-	-	-	-	-	-	-		
Bathroom 浴室	Thermo Ventilator 浴室換氣暖風機	Panasonic 樂聲牌	FV-40BE2H	✓	✓	✓	✓	✓	✓	✓	✓	✓	✓	✓	✓	✓	✓	✓	✓	✓	✓	✓	✓	✓	✓	✓	✓	✓	✓	✓	✓	✓	✓		
	Instantaneous Electric Water Heater 即熱式電熱水爐	Stiebel Eltron 斯寶亞創	DHE 18/21/24	✓	✓	✓	✓	✓	✓	✓	✓	✓	✓	✓	✓	✓	-	-	-	✓	✓	✓	✓	✓	✓	✓	✓	✓	✓	✓	✓	✓	✓		

- Notes:
1. The symbol " ✓ " as shown in the above table denotes such appliance(s) is / are provided and / or installed in the residential property.
2. The symbol " - " as shown in the above table denotes " Not Provided " or " Not Applicable ".
3. "+ " indicates that the appliance is located at Living Room / Dining Room near Open Kitchen.
- 備註：
1. 上述符號 " ✓ " 表示此設備於該住宅物業內提供及/或安裝。
2. 上述符號 " - " 表示不提供或不適用。
3. "+ " 代表該設備位於客廳 / 飯廳靠近開放式廚房。

FITTINGS, FINISHES AND APPLIANCES
裝置、裝修物料及設備

Appliances Schedule 設備說明表

Tower 2 第2座

Location 位置	Appliance 設備	Brand Name 品牌名稱	Model No. 產品型號	38/F 38樓																																
				A1	A2	A3	A5	A6	A7	A8	B1	B2	B3	B5	B6	B7	C1	C2	C3	C5	C6	C7	C8	C9	C10	C11	C12	D1	D2	D3	D5	D6	D7	D8	D9	
Entrance 門口	Video Door Phone 視像對講機	Sonicguard Technology 新力佳宏科技	IN-P7-C313	✓	✓	✓	✓	✓	✓	✓	✓	✓	✓	✓	✓	✓	✓	✓	✓	✓	✓	✓	✓	✓	✓	✓	✓	✓	✓	✓	✓	✓	✓	✓	✓	-
	Instantaneous Electric Water Heater 即熱式電熱水爐	Stiebel Eltron 斯寶亞創	DHE 18/21/24	-	-	-	-	-	-	-	-	-	-	-	-	-	-	✓	✓	✓	-	-	-	-	-	-	-	-	-	-	-	-	-	-	-	-
Living Room / Dining Room 客廳 / 飯廳	Video Door Phone 視像對講機	Sonicguard Technology 新力佳宏科技	IN-P7-C313	-	-	-	-	-	-	-	-	-	-	-	-	-	-	-	-	-	-	-	-	-	-	-	-	-	-	-	-	-	-	-	✓	
	Split Type Air-Conditioner Inverter Heat Pump - Indoor Unit 分體式變頻冷暖空調 - 室內機	Mitsubishi Electric 三菱電機	MSZ-GE35VA-E1	✓	✓	✓	✓	✓	✓	✓	✓	✓	✓	✓	-	✓	✓	✓	✓	✓	✓	✓	✓	✓	✓	✓	✓	✓	✓	✓	✓	✓	✓	✓	✓	
	Split Type Air-Conditioner Inverter Heat Pump - Indoor Unit 分體式變頻冷暖空調 - 室內機	Mitsubishi Electric 三菱電機	MSZ-GE50VA-E1	-	-	-	-	-	-	-	-	-	-	-	✓	-	-	-	-	-	-	-	-	-	-	-	-	-	-	-	-	-	-	-	-	
Master Bedroom 主人房	Split Type Air-Conditioner Inverter Heat Pump - Indoor Unit 分體式變頻冷暖空調 - 室內機	Mitsubishi Electric 三菱電機	MSZ-GE25VA-E1	-	-	-	-	-	-	✓	-	-	-	-	-	-	-	-	-	-	-	-	-	-	-	-	-	-	-	-	-	-	-	✓		
Bedroom 1 睡房 1	Split Type Air-Conditioner Inverter Heat Pump - Indoor Unit 分體式變頻冷暖空調 - 室內機	Mitsubishi Electric 三菱電機	MSZ-GE25VA-E1	✓	✓	✓	✓	✓	✓	-	✓	✓	✓	✓	✓	-	-	-	-	-	✓	✓	✓	✓	✓	✓	✓	✓	✓	✓	✓	✓	✓	✓	-	
	Split Type Air-Conditioner Inverter Heat Pump - Indoor Unit 分體式變頻冷暖空調 - 室內機	Mitsubishi Electric 三菱電機	MSZ-GE35VA-E1	-	-	-	-	-	-	-	-	-	-	-	✓	-	-	-	-	-	-	-	-	-	-	-	-	-	-	-	-	-	-	-		
Bedroom 2 睡房 2	Split Type Air-Conditioner Inverter Heat Pump - Indoor Unit 分體式變頻冷暖空調 - 室內機	Mitsubishi Electric 三菱電機	MSZ-GE25VA-E1	-	-	-	-	-	-	✓	-	-	-	-	-	-	-	-	-	-	-	-	-	-	-	-	-	-	-	-	-	-	-	✓		
Store Room 儲物房	Split Type Air-Conditioner Inverter Heat Pump - Indoor Unit 分體式變頻冷暖空調 - 室內機	Mitsubishi Electric 三菱電機	MSZ-GE25VA-E1	-	-	-	-	-	-	✓	-	-	-	-	-	-	-	-	-	-	-	-	-	-	-	-	-	-	-	-	-	-	-	✓		

Notes:

1. The symbol "✓" as shown in the above table denotes such appliance(s) is / are provided and / or installed in the residential property.
2. The symbol "-" as shown in the above table denotes "Not Provided" or "Not Applicable".

備註：

1. 上述符號 "✓" 表示此設備於該住宅物業內提供及/或安裝。
2. 上述符號 "-" 表示不提供或不適用。

FITTINGS, FINISHES AND APPLIANCES

裝置、裝修物料及設備

Appliances Schedule 設備說明表

Tower 2 第2座

Location 位置	Appliance 設備	Brand Name 品牌名稱	Model No. 產品型號	38/F 38樓																															
				A1	A2	A3	A5	A6	A7	A8	B1	B2	B3	B5	B6	B7	C1	C2	C3	C5	C6	C7	C8	C9	C10	C11	C12	D1	D2	D3	D5	D6	D7	D8	D9
Balcony 露台	Split Type Air-Conditioner Inverter Heat Pump - Outdoor Unit 分體式變頻冷暖空調 - 室外機	Mitsubishi Electric 三菱電機	MUZ-GE25VA-E1	✓	✓	✓	✓	✓	✓	✓	✓	✓	✓	✓	✓	-	-	-	-	-	✓	✓	✓	✓	✓	✓	✓	✓	✓	✓	✓	✓	✓	✓	✓
	Split Type Air-Conditioner Inverter Heat Pump - Outdoor Unit 分體式變頻冷暖空調 - 室外機	Mitsubishi Electric 三菱電機	MUZ-GE35VA-E1	✓	✓	✓	✓	✓	✓	✓	✓	✓	✓	✓	✓	✓	✓	✓	✓	✓	✓	✓	✓	✓	✓	✓	✓	✓	✓	✓	✓	✓	✓	✓	✓
Utility Platform 工作平台	Multi Split Type Air-Conditioner Inverter Heat Pump - Outdoor Unit 多聯分體式變頻冷暖空調 - 室外機	Mitsubishi Electric 三菱電機	MXZ-2D53VA2-E4	-	-	-	-	-	-	✓	-	-	-	-	✓	-	-	-	-	-	-	-	-	-	-	-	-	-	-	-	-	-	-	✓	
Open Kitchen 開放式廚房	Electric Induction Hob 電磁煮食爐	Siemens 西門子	EH375FBB1E	✓	✓	✓	✓	✓	✓	✓	✓	✓	✓	✓	✓	✓	✓	✓	✓	✓	✓	✓	✓	✓	✓	✓	✓	✓	✓	✓	✓	✓	✓	✓	
	Electric Cooker Hood 電抽油煙機	Elica	ELITE26 IX/A/60	✓	✓	✓	✓	✓	✓	✓	✓	✓	✓	✓	✓	✓	✓	✓	✓	✓	✓	✓	✓	✓	✓	✓	✓	✓	✓	✓	✓	✓	✓	✓	
	Electric Microwave 電微波爐	Whirlpool 惠而浦	W7 MN810	✓ ⁺	✓ ⁺	✓ ⁺	✓ ⁺	⁺ ✓	✓ ⁺	-	✓ ⁺	✓ ⁺	✓ ⁺	✓ ⁺	✓ ⁺	✓ ⁺	✓	✓	✓	✓	✓ ⁺	✓ ⁺	✓ ⁺	✓ ⁺	✓ ⁺	✓ ⁺	✓ ⁺	✓ ⁺	✓ ⁺	✓ ⁺	✓ ⁺	✓ ⁺	✓ ⁺	-	
	Steam Oven 蒸焗爐	Whirlpool 惠而浦	W7 MS450	-	-	-	-	-	✓	-	-	-	-	-	-	-	-	-	-	-	-	-	-	-	-	-	-	-	-	-	-	-	✓		
	2 in 1 Washer Dryer 二合一洗衣乾衣機	Whirlpool 惠而浦	WFCI75430	✓	✓	✓	✓	✓	✓	✓	✓	✓	✓	✓	✓	✓	✓	✓	✓	✓	✓	✓	✓	✓	✓	✓	✓	✓	✓	✓	✓	✓	✓	✓	
	Refrigerator (1.2mH) 1.2 米高雪櫃	Whirlpool 惠而浦	ARG8627A+++HK	✓ ⁺	✓ ⁺	✓ ⁺	✓ ⁺	✓ ⁺	✓ ⁺	✓	✓ ⁺	✓ ⁺	✓ ⁺	✓ ⁺	✓ ⁺	✓ ⁺	-	-	-	-	✓ ⁺	✓ ⁺	✓ ⁺	✓ ⁺	✓ ⁺	✓ ⁺	✓ ⁺	✓ ⁺	✓ ⁺	✓ ⁺	✓ ⁺	✓ ⁺	✓ ⁺	✓	
	Refrigerator (0.8mH) 0.8 米高雪櫃	NODOR	NorFrost HAIL BRU 820	-	-	-	-	-	-	-	-	-	-	-	-	-	✓	✓	✓	✓	-	-	-	-	-	-	-	-	-	-	-	-	-	-	
Bathroom 浴室	Thermo Ventilator 浴室換氣暖風機	Panasonic 樂聲牌	FV-40BE2H	✓	✓	✓	✓	✓	✓	✓	✓	✓	✓	✓	✓	✓	✓	✓	✓	✓	✓	✓	✓	✓	✓	✓	✓	✓	✓	✓	✓	✓	✓	✓	
	Instantaneous Electric Water Heater 即熱式電熱水爐	Stiebel Eltron 斯寶亞創	DHE 18/21/24	✓	✓	✓	✓	✓	✓	✓	✓	✓	✓	✓	✓	✓	✓	-	-	-	✓	✓	✓	✓	✓	✓	✓	✓	✓	✓	✓	✓	✓	✓	

Notes:
1. The symbol " ✓ " as shown in the above table denotes such appliance(s) is / are provided and / or installed in the residential property.
2. The symbol " - " as shown in the above table denotes " Not Provided " or " Not Applicable ".
3. "+ " indicates that the appliance is located at Living Room / Dining Room near Open Kitchen.

備註：
1. 上述符號 " ✓ " 表示此設備於該住宅物業內提供及/或安裝。
2. 上述符號 " - " 表示不提供或不適用。
3. "+ " 代表該設備位於客廳 / 飯廳靠近開放式廚房。

FITTINGS, FINISHES AND APPLIANCES

裝置、裝修物料及設備

Schedule of Mechanical & Electrical Provisions of Residential Properties 住宅物業機電裝置數量說明表

Tower 1 第1座

Location 位置	Item 項目	2/F 2樓																3/F - 7/F 3樓至7樓															
		A1	A2	A3	A5	A6	A7	A8	A9	B1	B2	B3	B5	B6	B7	B8	B9	A1	A2	A3	A5	A6	A7	A8	A9	B1	B2	B3	B5	B6	B7	B8	B9
Entrance 門口	2 Gang 1 Way Lighting Switch 雙位單控照明開關掣	3	2	1	1	1	1	2	3	3	2	1	1	1	1	2	3	3	2	1	1	1	1	2	3	3	2	1	1	1	2	3	
	3 Gang 1 Way Lighting Switch 3位單控照明開關掣	-	-	1	1	1	1	1	-	-	-	1	1	1	1	1	-	-	-	1	1	1	1	1	-	-	-	1	1	1	1	1	-
	13A Single Socket Outlet 13安培單位電插座	2	-	-	-	-	-	-	2	2	-	-	-	-	-	-	2	2	-	-	-	-	-	-	2	2	-	-	-	-	-	-	2
	Video Door Phone 視像對講機	1	1	1	1	1	1	1	1	1	1	1	1	1	1	1	1	1	1	1	1	1	1	1	1	1	1	1	1	1	1	1	1
	Miniature Circuit Breaker Distribution Board 微型斷路器配電箱	1	-	-	-	-	-	-	1	1	-	-	-	-	-	-	1	1	-	-	-	-	-	-	1	1	-	-	-	-	-	-	1
	Lighting Point 燈位	2	1	2	2	2	2	2	2	2	1	2	2	2	2	2	2	2	1	2	2	2	2	2	2	2	2	1	2	2	2	2	2
Living Room / Dining Room 客廳 / 飯廳	1 Gang 1 Way Lighting Switch 單位單控照明開關掣	1	1	1	1	1	1	1	1	1	1	1	1	1	1	1	1	1	1	1	1	1	1	1	1	1	1	1	1	1	1	1	1
	2 Gang 1 Way Lighting Switch 雙位單控照明開關掣	-	1	-	-	-	-	-	-	-	1	-	-	-	-	-	-	-	1	-	-	-	-	-	-	-	1	-	-	-	-	-	-
	TV Outlet 電視天線插座	1	1	1	1	1	1	2	1	1	1	1	1	1	1	1	2	1	1	1	1	1	1	2	1	1	1	1	1	1	1	1	2
	Telephone Outlet 電話插座	1	1	1	1	1	1	2	1	1	1	1	1	1	1	1	2	1	1	1	1	1	1	2	1	1	1	1	1	1	1	1	2
	13A Switched Fuse Spur Unit (*) for A/C Indoor Unit 13安培開關保險絲 (*) 供室內冷氣機	1	1	1	1	1	1	1	1	1	1	1	1	1	1	1	1	1	1	1	1	1	1	1	1	1	1	1	1	1	1	1	1
	13A Single Socket Outlet 13安培單位電插座	1	1	2	2	2	2	1	1	1	1	2	2	2	2	1	1	1	1	2	2	2	2	1	1	1	1	2	2	2	2	1	1
	13A Twin Socket Outlet 13安培雙位電插座	2	2	2	2	2	2	2	2	2	2	2	2	2	2	2	2	2	2	2	2	2	2	2	2	2	2	2	2	2	2	2	2
	Multi Sensor 感應器	1	1	1	1	1	1	1	1	1	1	1	1	1	1	1	1	1	1	1	1	1	1	1	1	1	1	1	1	1	1	1	1
	Lighting Point 燈位	2	2	1	1	1	1	3	2	2	2	1	1	1	1	3	2	2	2	1	1	1	1	3	2	2	2	1	1	1	1	3	2

Notes:

- "1, 2," denotes the quantity of such provision(s) provided in the residential flat.
- Quantity of the lighting switch shown in the schedule denotes the quantity of switch faceplate.
- "*" = has been used for connection of lighting or appliance.

備註:

- "1, 2,"表示提供於該住宅單位內的裝置數量。
- 說明表所顯示的燈掣數量是表示燈掣面板的數量。
- "*" = 已用作連接燈具或設備。

FITTINGS, FINISHES AND APPLIANCES

裝置、裝修物料及設備

Schedule of Mechanical & Electrical Provisions of Residential Properties 住宅物業機電裝置數量說明表

Tower 1 第1座

Location 位置	Item 項目	2/F 2樓																	3/F - 7/F 3樓至7樓														
		A1	A2	A3	A5	A6	A7	A8	A9	B1	B2	B3	B5	B6	B7	B8	B9	A1	A2	A3	A5	A6	A7	A8	A9	B1	B2	B3	B5	B6	B7	B8	B9
Master Bedroom 主人睡房	1 Gang 1 Way Lighting Switch 單位單控照明開關掣	-	-	-	-	-	-	2	-	-	-	-	-	-	-	2	-	-	-	-	-	-	-	2	-	-	-	-	-	-	-	2	-
	TV Outlet 電視天線插座	-	-	-	-	-	-	1	-	-	-	-	-	-	-	1	-	-	-	-	-	-	-	1	-	-	-	-	-	-	-	1	-
	Telephone Outlet 電話插座	-	-	-	-	-	-	1	-	-	-	-	-	-	-	1	-	-	-	-	-	-	-	1	-	-	-	-	-	-	-	1	-
	13A Switched Fuse Spur Unit (*) for A/C Indoor Unit 13安培開關保險絲 (*) 供室內冷氣機	-	-	-	-	-	-	1	-	-	-	-	-	-	-	1	-	-	-	-	-	-	-	1	-	-	-	-	-	-	-	1	-
	13A Single Socket Outlet 13安培單位電插座	-	-	-	-	-	-	2	-	-	-	-	-	-	-	2	-	-	-	-	-	-	-	2	-	-	-	-	-	-	-	2	-
	13A Twin Socket Outlet 13安培雙位電插座	-	-	-	-	-	-	1	-	-	-	-	-	-	-	1	-	-	-	-	-	-	-	1	-	-	-	-	-	-	-	1	-
	Lighting Point 燈位	-	-	-	-	-	-	1	-	-	-	-	-	-	-	1	-	-	-	-	-	-	-	1	-	-	-	-	-	-	-	1	-
Bedroom 1 睡房 1	2 Gang 1 Way Lighting Switch 雙位單控照明開關掣	1	1	-	-	-	-	-	1	1	1	-	-	-	-	-	1	1	1	-	-	-	-	-	1	1	1	-	-	-	-	-	1
	TV Outlet 電視天線插座	1	1	-	-	-	-	-	1	1	1	-	-	-	-	-	1	1	1	-	-	-	-	-	1	1	1	-	-	-	-	-	1
	Telephone Outlet 電話插座	1	1	-	-	-	-	-	1	1	1	-	-	-	-	-	1	1	1	-	-	-	-	-	1	1	1	-	-	-	-	-	1
	13A Switched Fuse Spur Unit (*) for A/C Indoor Unit 13安培開關保險絲 (*) 供室內冷氣機	1	1	-	-	-	-	-	1	1	1	-	-	-	-	-	1	1	1	-	-	-	-	-	1	1	1	-	-	-	-	-	1
	13A Single Socket Outlet 13安培單位電插座	4	4	-	-	-	-	-	4	4	4	-	-	-	-	-	4	4	4	-	-	-	-	-	4	4	4	-	-	-	-	-	4
	13A Twin Socket Outlet 13安培雙位電插座	1	1	-	-	-	-	-	1	1	1	-	-	-	-	-	1	1	1	-	-	-	-	-	1	1	1	-	-	-	-	-	1
	Lighting Point 燈位	2	2	-	-	-	-	-	2	2	2	-	-	-	-	-	2	2	2	-	-	-	-	-	2	2	2	-	-	-	-	-	2

Notes:

- "1, 2," denotes the quantity of such provision(s) provided in the residential flat.
- Quantity of the lighting switch shown in the schedule denotes the quantity of switch faceplate.
- "*" = has been used for connection of lighting or appliance.

備註：

- "1, 2,"表示提供於該住宅單位內的裝置數量。
- 說明表所顯示的燈掣數量是表示燈掣面板的數量。
- "*" = 已用作連接燈具或設備。

FITTINGS, FINISHES AND APPLIANCES

裝置、裝修物料及設備

Schedule of Mechanical & Electrical Provisions of Residential Properties 住宅物業機電裝置數量說明表

Tower 1 第1座

Location 位置	Item 項目	2/F 2樓																3/F - 7/F 3樓至7樓															
		A1	A2	A3	A5	A6	A7	A8	A9	B1	B2	B3	B5	B6	B7	B8	B9	A1	A2	A3	A5	A6	A7	A8	A9	B1	B2	B3	B5	B6	B7	B8	B9
Bedroom 2 睡房 2	1 Gang 1 Way Lighting Switch 單位單控照明開關掣	-	-	-	-	-	-	1	-	-	-	-	-	-	-	1	-	-	-	-	-	-	-	1	-	-	-	-	-	-	-	1	-
	TV Outlet 電視天線插座	-	-	-	-	-	-	1	-	-	-	-	-	-	-	1	-	-	-	-	-	-	-	1	-	-	-	-	-	-	-	1	-
	13A Switched Fuse Spur Unit (*) for A/C Indoor Unit 13安培開關保險絲 (*) 供室內冷氣機	-	-	-	-	-	-	1	-	-	-	-	-	-	-	1	-	-	-	-	-	-	-	1	-	-	-	-	-	-	-	1	-
	13A Single Socket Outlet 13安培單位電插座	-	-	-	-	-	-	2	-	-	-	-	-	-	-	2	-	-	-	-	-	-	-	2	-	-	-	-	-	-	-	2	-
	13A Twin Socket Outlet 13安培雙位電插座	-	-	-	-	-	-	1	-	-	-	-	-	-	-	1	-	-	-	-	-	-	-	1	-	-	-	-	-	-	-	1	-
	Lighting Point 燈位	-	-	-	-	-	-	1	-	-	-	-	-	-	-	1	-	-	-	-	-	-	-	1	-	-	-	-	-	-	-	1	-
Store Room 儲物房	1 Gang 1 Way Lighting Switch 單位單控照明開關掣	-	-	-	-	-	-	1	-	-	-	-	-	-	-	1	-	-	-	-	-	-	-	1	-	-	-	-	-	-	-	1	-
	13A Switched Fuse Spur Unit (*) for A/C Indoor Unit 13安培開關保險絲 (*) 供室內冷氣機	-	-	-	-	-	-	1	-	-	-	-	-	-	-	1	-	-	-	-	-	-	-	1	-	-	-	-	-	-	-	1	-
	13A Single Socket Outlet 13安培單位電插座	-	-	-	-	-	-	2	-	-	-	-	-	-	-	2	-	-	-	-	-	-	-	2	-	-	-	-	-	-	-	2	-
	Lighting Point 燈位	-	-	-	-	-	-	1	-	-	-	-	-	-	-	1	-	-	-	-	-	-	-	1	-	-	-	-	-	-	-	1	-
Bathroom 浴室	13A Switched Fuse Spur Unit (*) 13安培開關保險絲 (*)	1	1	1	1	1	1	1	1	1	1	1	1	1	1	1	1	1	1	1	1	1	1	1	1	1	1	1	1	1	1	1	
	20A Switched Connection Unit (*) 20安培開關掣 (*)	1	1	1	1	1	1	1	1	1	1	1	1	1	1	1	1	1	1	1	1	1	1	1	1	1	1	1	1	1	1	1	
	13A Single Socket Outlet 13安培單位電插座	1	1	1	1	1	1	1	1	1	1	1	1	1	1	1	1	1	1	1	1	1	1	1	1	1	1	1	1	1	1	1	
	Lighting Point 燈位	3	3	3	3	3	3	3	3	3	3	3	3	3	3	3	3	3	3	3	3	3	3	3	3	3	3	3	3	3	3	3	

Notes:

- "1, 2," denotes the quantity of such provision(s) provided in the residential flat.
- Quantity of the lighting switch shown in the schedule denotes the quantity of switch faceplate.
- "*" = has been used for connection of lighting or appliance.

備註：

- "1, 2,"表示提供於該住宅單位內的裝置數量。
- 說明表所顯示的燈掣數量是表示燈掣面板的數量。
- "*" = 已用作連接燈具或設備。

FITTINGS, FINISHES AND APPLIANCES

裝置、裝修物料及設備

Schedule of Mechanical & Electrical Provisions of Residential Properties 住宅物業機電裝置數量說明表

Tower 1 第1座

Location 位置	Item 項目	2/F 2樓																3/F - 7/F 3樓至7樓															
		A1	A2	A3	A5	A6	A7	A8	A9	B1	B2	B3	B5	B6	B7	B8	B9	A1	A2	A3	A5	A6	A7	A8	A9	B1	B2	B3	B5	B6	B7	B8	B9
Utility Platform 工作平台	Lighting Point 燈位	-	-	-	-	-	-	1	-	-	-	-	-	-	-	1	-	-	-	-	-	-	-	1	-	-	-	-	-	-	1	-	
	Weatherproof Isolating Switch for A/C Outdoor Unit 防水開關掣供室外冷氣機	-	-	-	-	-	-	1	-	-	-	-	-	-	-	1	-	-	-	-	-	-	-	1	-	-	-	-	-	-	1	-	
Private Flat Roof 私人平台	Lighting Point 燈位	2	2	1	1	1	1	1	2	2	2	1	1	1	1	1	2	-	-	-	-	-	-	-	-	-	-	-	-	-	-	-	
	Weatherproof Isolating Switch for A/C Outdoor Unit 防水開關掣供室外冷氣機	2	2	1	1	1	1	2	2	2	2	1	1	1	1	2	2	-	-	-	-	-	-	-	-	-	-	-	-	-	-	-	
Balcony 露台	Lighting Point 燈位	-	-	-	-	-	-	-	-	-	-	-	-	-	-	-	-	1	1	1	1	1	1	1	1	1	1	1	1	1	1	1	
	Weatherproof Isolating Switch for A/C Outdoor Unit 防水開關掣供室外冷氣機	-	-	-	-	-	-	-	-	-	-	-	-	-	-	-	-	2	2	1	1	1	1	2	2	2	2	1	1	1	1	2	2
Open Kitchen 開放式廚房	20A Switched Connection Unit (*) 20安培開關掣 (*)	1	1	1	1	1	1	1	1	1	1	1	1	1	1	1	1	1	1	1	1	1	1	1	1	1	1	1	1	1	1	1	
	13A Single Socket Outlet 13安培單位電插座	1	3	3	3	3	3	3	1	1	3	3	3	3	3	3	1	1	3	3	3	3	3	3	1	1	3	3	3	3	3	3	1
	13A Twin Socket Outlet 13安培雙位電插座	1	1	1	1	1	1	1	1	1	1	1	1	1	1	1	1	1	1	1	1	1	1	1	1	1	1	1	1	1	1	1	
	13A Switched Fuse Spur Unit (*) 13安培開關保險絲 (*)	2	2	2	2	2	2	2	2	2	2	2	2	2	2	2	2	2	2	2	2	2	2	2	2	2	2	2	2	2	2	2	
	Connection Point For Washing Machine 洗衣機接駁點	1	1	1	1	1	1	1	1	1	1	1	1	1	1	1	1	1	1	1	1	1	1	1	1	1	1	1	1	1	1	1	
	Miniature Circuit Breaker Distribution Board 微型斷路器配電箱	-	1	1	1	1	1	1	-	-	1	1	1	1	1	1	-	-	1	1	1	1	1	1	-	-	1	1	1	1	1	-	
	Sprinkler 消防花灑頭	1	1	1	1	1	1	1	1	1	1	1	1	1	1	1	1	1	1	1	1	1	1	1	1	1	1	1	1	1	1	1	

Notes:

- "1, 2," denotes the quantity of such provision(s) provided in the residential flat.
- Quantity of the lighting switch shown in the schedule denotes the quantity of switch faceplate.
- "*" = has been used for connection of lighting or appliance.

備註：

- "1, 2,"表示提供於該住宅單位內的裝置數量。
- 說明表所顯示的燈掣數量是表示燈掣面板的數量。
- "*" = 已用作連接燈具或設備。

FITTINGS, FINISHES AND APPLIANCES

裝置、裝修物料及設備

Schedule of Mechanical & Electrical Provisions of Residential Properties 住宅物業機電裝置數量說明表

Tower 1 第1座

Location 位置	Item 項目	8/F 8樓																9/F - 12/F, 15/F - 23/F, 25/F - 33/F and 35/F - 36/F 9樓至12樓、15樓至23樓、25樓至33樓及35樓至36樓															
		A1	A2	A3	A5	A6	A7	A8	A9	B1	B2	B3	B5	B6	B7	B8	B9	A1	A2	A3	A5	A6	A7	A8	A9	B1	B2	B3	B5	B6	B7	B8	B9
Entrance 門口	2 Gang 1 Way Lighting Switch 雙位單控照明開關掣	3	2	1	1	1	1	2	3	3	2	1	1	1	1	2	3	3	2	1	1	1	1	2	3	3	2	1	1	1	1	2	3
	3 Gang 1 Way Lighting Switch 3位單控照明開關掣	-	-	1	1	1	1	1	-	-	-	1	1	1	1	1	-	-	-	1	1	1	1	1	-	-	-	1	1	1	1	1	-
	13A Single Socket Outlet 13安培單位電插座	2	-	-	-	-	-	-	2	2	-	-	-	-	-	-	2	2	-	-	-	-	-	-	2	2	-	-	-	-	-	-	2
	Video Door Phone 視像對講機	1	1	1	1	1	1	1	1	1	1	1	1	1	1	1	1	1	1	1	1	1	1	1	1	1	1	1	1	1	1	1	1
	Miniature Circuit Breaker Distribution Board 微型斷路器配電箱	1	-	-	-	-	-	-	1	1	-	-	-	-	-	-	1	1	-	-	-	-	-	-	1	1	-	-	-	-	-	-	1
	Lighting Point 燈位	2	1	2	2	2	2	2	2	2	1	2	2	2	2	2	2	2	1	2	2	2	2	2	2	2	1	2	2	2	2	2	2
Living Room / Dining Room 客廳 / 飯廳	1 Gang 1 Way Lighting Switch 單位單控照明開關掣	1	1	1	1	1	1	1	1	1	1	1	1	1	1	1	1	1	1	1	1	1	1	1	1	1	1	1	1	1	1	1	1
	2 Gang 1 Way Lighting Switch 雙位單控照明開關掣	-	1	-	-	-	-	-	-	-	1	-	-	-	-	-	-	-	1	-	-	-	-	-	-	-	1	-	-	-	-	-	-
	TV Outlet 電視天線插座	1	1	1	1	1	1	2	1	1	1	1	1	1	1	1	1	1	1	1	1	1	1	1	1	1	1	1	1	1	1	1	1
	Telephone Outlet 電話插座	1	1	1	1	1	1	2	1	1	1	1	1	1	1	1	1	1	1	1	1	1	1	1	1	1	1	1	1	1	1	1	1
	13A Switched Fuse Spur Unit (*) for A/C Indoor Unit 13安培開關保險絲 (*) 供室內冷氣機	1	1	1	1	1	1	1	1	1	1	1	1	1	1	1	1	1	1	1	1	1	1	1	1	1	1	1	1	1	1	1	1
	13A Single Socket Outlet 13安培單位電插座	1	1	2	2	2	2	1	1	1	1	2	2	2	2	1	1	1	1	2	2	2	2	1	1	1	1	2	2	2	2	1	1
	13A Twin Socket Outlet 13安培雙位電插座	2	2	2	2	2	2	2	2	2	2	2	2	2	2	2	2	2	2	2	2	2	2	2	2	2	2	2	2	2	2	2	2
	Multi Sensor 感應器	1	1	1	1	1	1	1	1	1	1	1	1	1	1	1	1	1	1	1	1	1	1	1	1	1	1	1	1	1	1	1	1
	Lighting Point 燈位	2	2	1	1	1	1	3	2	2	2	1	1	1	1	3	2	2	2	1	1	1	1	3	2	2	2	1	1	1	1	3	2

Notes:

- "1, 2," denotes the quantity of such provision(s) provided in the residential flat.
- Quantity of the lighting switch shown in the schedule denotes the quantity of switch faceplate.
- "*" = has been used for connection of lighting or appliance.

備註：

- "1, 2,"表示提供於該住宅單位內的裝置數量。
- 說明表所顯示的燈掣數量是表示燈掣面板的數量。
- "*" = 已用作連接燈具或設備。

FITTINGS, FINISHES AND APPLIANCES

裝置、裝修物料及設備

Schedule of Mechanical & Electrical Provisions of Residential Properties 住宅物業機電裝置數量說明表

Tower 1 第1座

Location 位置	Item 項目	8/F 8樓																9/F - 12/F, 15/F - 23/F, 25/F - 33/F and 35/F - 36/F 9樓至12樓、15樓至23樓、25樓至33樓及35樓至36樓															
		A1	A2	A3	A5	A6	A7	A8	A9	B1	B2	B3	B5	B6	B7	B8	B9	A1	A2	A3	A5	A6	A7	A8	A9	B1	B2	B3	B5	B6	B7	B8	B9
Master Bedroom 主人睡房	1 Gang 1 Way Lighting Switch 單位單控照明開關掣	-	-	-	-	-	-	2	-	-	-	-	-	-	-	2	-	-	-	-	-	-	-	2	-	-	-	-	-	-	-	2	-
	TV Outlet 電視天線插座	-	-	-	-	-	-	1	-	-	-	-	-	-	-	1	-	-	-	-	-	-	-	1	-	-	-	-	-	-	-	1	-
	Telephone Outlet 電話插座	-	-	-	-	-	-	1	-	-	-	-	-	-	-	1	-	-	-	-	-	-	-	1	-	-	-	-	-	-	-	1	-
	13A Switched Fuse Spur Unit (*) for A/C Indoor Unit 13安培開關保險絲 (*) 供室內冷氣機	-	-	-	-	-	-	1	-	-	-	-	-	-	-	1	-	-	-	-	-	-	-	1	-	-	-	-	-	-	-	1	-
	13A Single Socket Outlet 13安培單位電插座	-	-	-	-	-	-	2	-	-	-	-	-	-	-	2	-	-	-	-	-	-	-	2	-	-	-	-	-	-	-	2	-
	13A Twin Socket Outlet 13安培雙位電插座	-	-	-	-	-	-	1	-	-	-	-	-	-	-	1	-	-	-	-	-	-	-	1	-	-	-	-	-	-	-	1	-
	Lighting Point 燈位	-	-	-	-	-	-	1	-	-	-	-	-	-	-	1	-	-	-	-	-	-	-	1	-	-	-	-	-	-	-	1	-
Bedroom 1 睡房 1	2 Gang 1 Way Lighting Switch 雙位單控照明開關掣	1	1	-	-	-	-	-	1	1	1	-	-	-	-	-	1	1	1	-	-	-	-	-	1	1	1	-	-	-	-	-	1
	TV Outlet 電視天線插座	1	1	-	-	-	-	-	1	1	1	-	-	-	-	-	1	1	1	-	-	-	-	-	1	1	1	-	-	-	-	-	1
	Telephone Outlet 電話插座	1	1	-	-	-	-	-	1	1	1	-	-	-	-	-	1	1	1	-	-	-	-	-	1	1	1	-	-	-	-	-	1
	13A Switched Fuse Spur Unit (*) for A/C Indoor Unit 13安培開關保險絲 (*) 供室內冷氣機	1	1	-	-	-	-	-	1	1	1	-	-	-	-	-	1	1	1	-	-	-	-	-	1	1	1	-	-	-	-	-	1
	13A Single Socket Outlet 13安培單位電插座	4	4	-	-	-	-	-	4	4	4	-	-	-	-	-	4	4	4	-	-	-	-	-	4	4	4	-	-	-	-	-	4
	13A Twin Socket Outlet 13安培雙位電插座	1	1	-	-	-	-	-	1	1	1	-	-	-	-	-	1	1	1	-	-	-	-	-	1	1	1	-	-	-	-	-	1
	Lighting Point 燈位	2	2	-	-	-	-	-	2	2	2	-	-	-	-	-	2	2	2	-	-	-	-	-	2	2	2	-	-	-	-	-	2

Notes:

- "1, 2," denotes the quantity of such provision(s) provided in the residential flat.
- Quantity of the lighting switch shown in the schedule denotes the quantity of switch faceplate.
- "*" = has been used for connection of lighting or appliance.

備註：

- "1, 2,"表示提供於該住宅單位內的裝置數量。
- 說明表所顯示的燈掣數量是表示燈掣面板的數量。
- "*" = 已用作連接燈具或設備。

FITTINGS, FINISHES AND APPLIANCES

裝置、裝修物料及設備

Schedule of Mechanical & Electrical Provisions of Residential Properties 住宅物業機電裝置數量說明表

Tower 1 第1座

Location 位置	Item 項目	8/F 8樓																	9/F - 12/F, 15/F - 23/F, 25/F - 33/F and 35/F - 36/F 9樓至12樓、15樓至23樓、25樓至33樓及35樓至36樓																
		A1	A2	A3	A5	A6	A7	A8	A9	B1	B2	B3	B5	B6	B7	B8	B9	A1	A2	A3	A5	A6	A7	A8	A9	B1	B2	B3	B5	B6	B7	B8	B9		
Bedroom 2 睡房 2	1 Gang 1 Way Lighting Switch 單位單控照明開關掣	-	-	-	-	-	-	1	-	-	-	-	-	-	-	1	-	-	-	-	-	-	-	1	-	-	-	-	-	-	1	-			
	TV Outlet 電視天線插座	-	-	-	-	-	-	1	-	-	-	-	-	-	-	1	-	-	-	-	-	-	-	1	-	-	-	-	-	-	1	-			
	13A Switched Fuse Spur Unit (*) for A/C Indoor Unit 13安培開關保險絲 (*) 供室內冷氣機	-	-	-	-	-	-	1	-	-	-	-	-	-	-	1	-	-	-	-	-	-	-	1	-	-	-	-	-	-	1	-			
	13A Single Socket Outlet 13安培單位電插座	-	-	-	-	-	-	2	-	-	-	-	-	-	-	2	-	-	-	-	-	-	-	2	-	-	-	-	-	-	2	-			
	13A Twin Socket Outlet 13安培雙位電插座	-	-	-	-	-	-	1	-	-	-	-	-	-	-	1	-	-	-	-	-	-	-	1	-	-	-	-	-	-	1	-			
	Lighting Point 燈位	-	-	-	-	-	-	1	-	-	-	-	-	-	-	1	-	-	-	-	-	-	-	1	-	-	-	-	-	-	1	-			
Store Room 儲物房	1 Gang 1 Way Lighting Switch 單位單控照明開關掣	-	-	-	-	-	-	1	-	-	-	-	-	-	-	1	-	-	-	-	-	-	-	1	-	-	-	-	-	-	1	-			
	13A Switched Fuse Spur Unit (*) for A/C Indoor Unit 13安培開關保險絲 (*) 供室內冷氣機	-	-	-	-	-	-	1	-	-	-	-	-	-	-	1	-	-	-	-	-	-	-	1	-	-	-	-	-	-	1	-			
	13A Single Socket Outlet 13安培單位電插座	-	-	-	-	-	-	2	-	-	-	-	-	-	-	2	-	-	-	-	-	-	-	2	-	-	-	-	-	-	2	-			
	Lighting Point 燈位	-	-	-	-	-	-	1	-	-	-	-	-	-	-	1	-	-	-	-	-	-	-	1	-	-	-	-	-	-	1	-			
Bathroom 浴室	13A Switched Fuse Spur Unit (*) 13安培開關保險絲 (*)	1	1	1	1	1	1	1	1	1	1	1	1	1	1	1	1	1	1	1	1	1	1	1	1	1	1	1	1	1	1	1			
	20A Switched Connection Unit (*) 20安培開關掣 (*)	1	1	1	1	1	1	1	1	1	1	1	1	1	1	1	1	1	1	1	1	1	1	1	1	1	1	1	1	1	1	1			
	13A Single Socket Outlet 13安培單位電插座	1	1	1	1	1	1	1	1	1	1	1	1	1	1	1	1	1	1	1	1	1	1	1	1	1	1	1	1	1	1	1			
	Lighting Point 燈位	3	3	3	3	3	3	3	3	3	3	3	3	3	3	3	3	3	3	3	3	3	3	3	3	3	3	3	3	3	3	3			

Notes:

- "1, 2," denotes the quantity of such provision(s) provided in the residential flat.
- Quantity of the lighting switch shown in the schedule denotes the quantity of switch faceplate.
- "*" = has been used for connection of lighting or appliance.

備註：

- "1, 2,"表示提供於該住宅單位內的裝置數量。
- 說明表所顯示的燈掣數量是表示燈掣面板的數量。
- "*" = 已用作連接燈具或設備。

FITTINGS, FINISHES AND APPLIANCES

裝置、裝修物料及設備

Schedule of Mechanical & Electrical Provisions of Residential Properties 住宅物業機電裝置數量說明表

Tower 1 第1座

Location 位置	Item 項目	8/F 8樓																9/F - 12/F, 15/F - 23/F, 25/F - 33/F and 35/F - 36/F 9樓至12樓、15樓至23樓、25樓至33樓及35樓至36樓															
		A1	A2	A3	A5	A6	A7	A8	A9	B1	B2	B3	B5	B6	B7	B8	B9	A1	A2	A3	A5	A6	A7	A8	A9	B1	B2	B3	B5	B6	B7	B8	B9
Utility Platform 工作平台	Lighting Point 燈位	-	-	-	-	-	-	1	-	-	-	-	-	-	-	1	-	-	-	-	-	-	-	1	-	-	-	-	-	-	1	-	
	Weatherproof Isolating Switch for A/C Outdoor Unit 防水開關掣供室外冷氣機	-	-	-	-	-	-	1	-	-	-	-	-	-	-	1	-	-	-	-	-	-	1	-	-	-	-	-	-	-	1	-	
Balcony 露台	Lighting Point 燈位	1	1	1	1	1	1	1	1	1	1	1	1	1	1	1	1	1	1	1	1	1	1	1	1	1	1	1	1	1	1	1	
	Weatherproof Isolating Switch for A/C Outdoor Unit 防水開關掣供室外冷氣機	2	2	1	1	1	1	2	2	2	2	1	1	1	1	2	2	2	2	1	1	1	1	2	2	2	2	1	1	1	2	2	
Open Kitchen 開放式廚房	20A Switched Connection Unit (*) 20安培開關掣 (*)	1	1	1	1	1	1	1	1	1	1	1	1	1	1	1	1	1	1	1	1	1	1	1	1	1	1	1	1	1	1	1	
	13A Single Socket Outlet 13安培單位電插座	1	3	3	3	3	3	3	1	1	3	3	3	3	3	3	1	1	3	3	3	3	3	3	1	1	3	3	3	3	3	3	1
	13A Twin Socket Outlet 13安培雙位電插座	1	1	1	1	1	1	1	1	1	1	1	1	1	1	1	1	1	1	1	1	1	1	1	1	1	1	1	1	1	1	1	
	13A Switched Fuse Spur Unit (*) 13安培開關保險絲 (*)	2	2	2	2	2	2	2	2	2	2	2	2	2	2	2	2	2	2	2	2	2	2	2	2	2	2	2	2	2	2	2	
	Connection Point For Washing Machine 洗衣機接駁點	1	1	1	1	1	1	1	1	1	1	1	1	1	1	1	1	1	1	1	1	1	1	1	1	1	1	1	1	1	1	1	
	Miniature Circuit Breaker Distribution Board 微型斷路器配電箱	-	1	1	1	1	1	1	-	-	1	1	1	1	1	1	-	-	1	1	1	1	1	1	-	-	1	1	1	1	1	-	
	Sprinkler 消防花灑頭	1	1	1	1	1	1	1	1	1	1	1	1	1	1	1	1	1	1	1	1	1	1	1	1	1	1	1	1	1	1	1	

Notes:

- "1, 2," denotes the quantity of such provision(s) provided in the residential flat.
- Quantity of the lighting switch shown in the schedule denotes the quantity of switch faceplate.
- "*" = has been used for connection of lighting or appliance.

備註：

- "1, 2,"表示提供於該住宅單位內的裝置數量。
- 說明表所顯示的燈掣數量是表示燈掣面板的數量。
- "*" = 已用作連接燈具或設備。

FITTINGS, FINISHES AND APPLIANCES

裝置、裝修物料及設備

Schedule of Mechanical & Electrical Provisions of Residential Properties 住宅物業機電裝置數量說明表

Tower 1 第1座

Location 位置	Item 項目	37/F - 38/F 37樓至38樓								37/F 37樓		38/F 38樓	
		A1	A2	A3	A5	B1	B2	B3	B5	A6	B6	A6	B6
Entrance 門口	2 Gang 1 Way Lighting Switch 雙位單控照明開關掣	3	2	1	1	3	2	1	1	-	-	-	-
	3 Gang 1 Way Lighting Switch 3位單控照明開關掣	-	-	1	1	-	-	1	1	1	1	1	1
	13A Single Socket Outlet 13安培單位電插座	2	-	-	-	2	-	-	-	-	-	-	-
	Video Door Phone 視像對講機	1	1	1	1	1	1	1	1	1	1	1	1
	Miniature Circuit Breaker Distribution Board 微型斷路器配電箱	1	-	-	-	1	-	-	-	-	-	-	-
	Lighting Point 燈位	2	1	2	2	2	1	2	2	1	-	1	-
Living Room / Dining Room 客廳 / 飯廳	1 Gang 1 Way Lighting Switch 單位單控照明開關掣	1	1	1	1	1	1	1	1	2	2	1	1
	2 Gang 1 Way Lighting Switch 雙位單控照明開關掣	-	1	-	-	-	1	-	-	1	1	1	1
	3 Gang 1 Way Lighting Switch 3位單控照明開關掣	-	-	-	-	-	-	-	-	2	2	2	2
	TV Outlet 電視天線插座	1	1	1	1	1	1	1	1	2	2	2	2
	Telephone Outlet 電話插座	1	1	1	1	1	1	1	1	2	2	2	2
	13A Switched Fuse Spur Unit (*) for A/C Indoor Unit 13安培開關保險絲 (*) 供室內冷氣機	1	1	1	1	1	1	1	1	2	2	2	2
	13A Single Socket Outlet 13安培單位電插座	1	1	2	2	1	1	2	2	-	-	-	-
	13A Twin Socket Outlet 13安培雙位電插座	2	2	2	2	2	2	2	2	3	3	3	3
	Multi Sensor 感應器	1	1	1	1	1	1	1	1	-	-	-	-
	Lighting Point 燈位	2	2	1	1	2	2	1	1	3	3	3	3

Notes:

- "1, 2," denotes the quantity of such provision(s) provided in the residential flat.
- Quantity of the lighting switch shown in the schedule denotes the quantity of switch faceplate.
- "*" = has been used for connection of lighting or appliance.

備註:

- "1, 2,"表示提供於該住宅單位內的裝置數量。
- 說明表所顯示的燈掣數量是表示燈掣面板的數量。
- "*" = 已用作連接燈具或設備。

FITTINGS, FINISHES AND APPLIANCES

裝置、裝修物料及設備

Schedule of Mechanical & Electrical Provisions of Residential Properties 住宅物業機電裝置數量說明表

Tower 1 第1座

Location 位置	Item 項目	37/F - 38/F 37樓至38樓										37/F 37樓		38/F 38樓	
		A1	A2	A3	A5	B1	B2	B3	B5	A6	B6	A6	B6	A6	B6
Master Bedroom 主人睡房	2 Gang 1 Way Lighting Switch 雙位單控照明開關掣	-	-	-	-	-	-	-	-	1	1	-	-	-	-
	3 Gang 1 Way Lighting Switch 3位單控照明開關掣	-	-	-	-	-	-	-	-	1	1	2	2	-	-
	TV Outlet 電視天線插座	-	-	-	-	-	-	-	-	1	1	1	1	-	-
	Telephone Outlet 電話插座	-	-	-	-	-	-	-	-	1	1	1	1	-	-
	13A Switched Fuse Spur Unit (*) for A/C Indoor Unit 13安培開關保險絲 (*) 供室內冷氣機	-	-	-	-	-	-	-	-	1	1	1	1	-	-
	13A Single Socket Outlet 13安培單位電插座	-	-	-	-	-	-	-	-	3	3	3	3	-	-
	13A Twin Socket Outlet 13安培雙位電插座	-	-	-	-	-	-	-	-	2	2	2	2	-	-
	Lighting Point 燈位	-	-	-	-	-	-	-	-	2	2	2	2	-	-
Bedroom 1 睡房 1	2 Gang 1 Way Lighting Switch 雙位單控照明開關掣	1	1	-	-	1	1	-	-	-	-	-	-	-	-
	TV Outlet 電視天線插座	1	1	-	-	1	1	-	-	-	-	-	-	-	-
	Telephone Outlet 電話插座	1	1	-	-	1	1	-	-	-	-	-	-	-	-
	13A Switched Fuse Spur Unit (*) for A/C Indoor Unit 13安培開關保險絲 (*) 供室內冷氣機	1	1	-	-	1	1	-	-	-	-	-	-	-	-
	13A Single Socket Outlet 13安培單位電插座	4	4	-	-	4	4	-	-	-	-	-	-	-	-
	13A Twin Socket Outlet 13安培雙位電插座	1	1	-	-	1	1	-	-	-	-	-	-	-	-
	Lighting Point 燈位	2	2	-	-	2	2	-	-	-	-	-	-	-	-

Notes:

- "1, 2," denotes the quantity of such provision(s) provided in the residential flat.
- Quantity of the lighting switch shown in the schedule denotes the quantity of switch faceplate.
- "*" = has been used for connection of lighting or appliance.

備註：

- "1, 2,"表示提供於該住宅單位內的裝置數量。
- 說明表所顯示的燈掣數量是表示燈掣面板的數量。
- "*" = 已用作連接燈具或設備。

FITTINGS, FINISHES AND APPLIANCES

裝置、裝修物料及設備

Schedule of Mechanical & Electrical Provisions of Residential Properties 住宅物業機電裝置數量說明表

Tower 1 第1座

Location 位置	Item 項目	37/F - 38/F 37樓至38樓								37/F 37樓		38/F 38樓	
		A1	A2	A3	A5	B1	B2	B3	B5	A6	B6	A6	B6
Bedroom 2 睡房 2	1 Gang 1 Way Lighting Switch 單位單控照明開關掣	-	-	-	-	-	-	-	-	-	-	1	1
	2 Gang 1 Way Lighting Switch 雙位單控照明開關掣	-	-	-	-	-	-	-	-	1	1	-	-
	TV Outlet 電視天線插座	-	-	-	-	-	-	-	-	1	1	1	1
	Telephone Outlet 電話插座	-	-	-	-	-	-	-	-	1	1	1	1
	13A Switched Fuse Spur Unit (*) for A/C Indoor Unit 13安培開關保險絲 (*) 供室內冷氣機	-	-	-	-	-	-	-	-	1	1	1	1
	13A Single Socket Outlet 13安培單位電插座	-	-	-	-	-	-	-	-	1	1	1	1
	13A Twin Socket Outlet 13安培雙位電插座	-	-	-	-	-	-	-	-	1	1	1	1
	Lighting Point 燈位	-	-	-	-	-	-	-	-	1	1	1	1
Bedroom 3 睡房 3	1 Gang 1 Way Lighting Switch 單位單控照明開關掣	-	-	-	-	-	-	-	-	1	1	1	1
	TV Outlet 電視天線插座	-	-	-	-	-	-	-	-	1	1	1	1
	Telephone Outlet 電話插座	-	-	-	-	-	-	-	-	1	1	1	1
	13A Switched Fuse Spur Unit (*) for A/C Indoor Unit 13安培開關保險絲 (*) 供室內冷氣機	-	-	-	-	-	-	-	-	1	1	1	1
	13A Single Socket Outlet 13安培單位電插座	-	-	-	-	-	-	-	-	1	1	1	1
	13A Twin Socket Outlet 13安培雙位電插座	-	-	-	-	-	-	-	-	1	1	1	1
	Lighting Point 燈位	-	-	-	-	-	-	-	-	1	1	1	1

Notes:

- "1, 2," denotes the quantity of such provision(s) provided in the residential flat.
- Quantity of the lighting switch shown in the schedule denotes the quantity of switch faceplate.
- "*" = has been used for connection of lighting or appliance.

備註:

- "1, 2,"表示提供於該住宅單位內的裝置數量。
- 說明表所顯示的燈掣數量是表示燈掣面板的數量。
- "*" = 已用作連接燈具或設備。

FITTINGS, FINISHES AND APPLIANCES

裝置、裝修物料及設備

Schedule of Mechanical & Electrical Provisions of Residential Properties 住宅物業機電裝置數量說明表

Tower 1 第1座

Location 位置	Item 項目	37/F - 38/F 37樓至38樓								37/F 37樓		38/F 38樓	
		A1	A2	A3	A5	B1	B2	B3	B5	A6	B6	A6	B6
Store Room 儲物房	13A Single Socket Outlet 13安培單位電插座	-	-	-	-	-	-	-	-	1	1	1	1
	Lighting Point 燈位	-	-	-	-	-	-	-	-	1	1	1	1
Master Bathroom 主人浴室	13A Switched Fuse Spur Unit (*) 13安培開關保險絲 (*)	-	-	-	-	-	-	-	-	1	1	1	1
	20A Switched Connection Unit (*) 20安培開關掣 (*)	-	-	-	-	-	-	-	-	1	1	1	1
	13A Single Socket Outlet 13安培單位電插座	-	-	-	-	-	-	-	-	1	1	1	1
	Lighting Point 燈位	-	-	-	-	-	-	-	-	3	3	3	3
Bathroom 浴室	13A Switched Fuse Spur Unit (*) 13安培開關保險絲 (*)	1	1	1	1	1	1	1	1	1	1	1	1
	20A Switched Connection Unit (*) 20安培開關掣 (*)	1	1	1	1	1	1	1	1	1	1	1	1
	13A Single Socket Outlet 13安培單位電插座	1	1	1	1	1	1	1	1	1	1	1	1
	Lighting Point 燈位	3	3	3	3	3	3	3	3	3	3	3	3
Flat Roof 平台	Lighting Point 燈位	-	-	-	-	-	-	-	-	3	3	-	-
	Weatherproof Isolating Switch for A/C Outdoor Unit 防水開關掣供室外冷氣機	-	-	-	-	-	-	-	-	2	2	-	-
Balcony 露台	Lighting Point 燈位	1	1	1	1	1	1	1	1	1	1	1	1
	Weatherproof Isolating Switch for A/C Outdoor Unit 防水開關掣供室外冷氣機	2	2	1	1	2	2	1	1	1	1	-	-

Notes:

- "1, 2," denotes the quantity of such provision(s) provided in the residential flat.
- Quantity of the lighting switch shown in the schedule denotes the quantity of switch faceplate.
- "*" = has been used for connection of lighting or appliance.

備註：

- "1, 2,"表示提供於該住宅單位內的裝置數量。
- 說明表所顯示的燈掣數量是表示燈掣面板的數量。
- "*" = 已用作連接燈具或設備。

FITTINGS, FINISHES AND APPLIANCES

裝置、裝修物料及設備

Schedule of Mechanical & Electrical Provisions of Residential Properties 住宅物業機電裝置數量說明表

Tower 1 第1座

Location 位置	Item 項目	37/F - 38/F 37樓至38樓								37/F 37樓		38/F 38樓	
		A1	A2	A3	A5	B1	B2	B3	B5	A6	B6	A6	B6
Open Kitchen 開放式廚房	20A Switched Connection Unit (*) 20安培開關掣 (*)	1	1	1	1	1	1	1	1	-	-	-	-
	13A Single Socket Outlet 13安培單位電插座	1	3	3	3	1	3	3	3	-	-	-	-
	13A Twin Socket Outlet 13安培雙位電插座	1	1	1	1	1	1	1	1	-	-	-	-
	13A Switched Fuse Spur Unit (*) 13安培開關保險絲 (*)	2	2	2	2	2	2	2	2	-	-	-	-
	Connection Point For Washing Machine 洗衣機接駁點	1	1	1	1	1	1	1	1	-	-	-	-
	Miniature Circuit Breaker Distribution Board 微型斷路器配電箱	-	1	1	1	-	1	1	1	-	-	-	-
	Sprinkler 消防花灑頭	1	1	1	1	1	1	1	1	-	-	-	-
Kitchen 廚房	20A Switched Connection Unit (*) 20安培開關掣 (*)	-	-	-	-	-	-	-	-	3	3	3	3
	13A Single Socket Outlet 13安培單位電插座	-	-	-	-	-	-	-	-	3	3	3	3
	13A Twin Socket Outlet 13安培雙位電插座	-	-	-	-	-	-	-	-	2	2	2	2
	13A Switched Fuse Spur Unit (*) 13安培開關保險絲 (*)	-	-	-	-	-	-	-	-	2	2	2	2
	Connection Point For Washing Machine 洗衣機接駁點	-	-	-	-	-	-	-	-	1	1	1	1
	Lighting Point 燈位	-	-	-	-	-	-	-	-	2	2	2	2

Notes:

- "1, 2," denotes the quantity of such provision(s) provided in the residential flat.
- Quantity of the lighting switch shown in the schedule denotes the quantity of switch faceplate.
- "*" = has been used for connection of lighting or appliance.

備註：

- "1, 2,"表示提供於該住宅單位內的裝置數量。
- 說明表所顯示的燈掣數量是表示燈掣面板的數量。
- "*" = 已用作連接燈具或設備。

FITTINGS, FINISHES AND APPLIANCES

裝置、裝修物料及設備

Schedule of Mechanical & Electrical Provisions of Residential Properties 住宅物業機電裝置數量說明表

Tower 1 第1座

Location 位置	Item 項目	37/F - 38/F 37樓至38樓								37/F 37樓		38/F 38樓	
		A1	A2	A3	A5	B1	B2	B3	B5	A6	B6	A6	B6
Utility Room 工作間	1 Gang 1 Way Lighting Switch 單位單控照明開關掣	-	-	-	-	-	-	-	-	1	1	1	1
	13A Single Socket Outlet 13安培單位電插座	-	-	-	-	-	-	-	-	1	1	1	1
	13A Switched Fuse Spur Unit (*) for A/C Indoor Unit 13安培開關保險絲 (*) 供室內冷氣機	-	-	-	-	-	-	-	-	1	1	1	1
	Miniature Circuit Breaker Distribution Board 微型斷路器配電箱	-	-	-	-	-	-	-	-	1	1	1	1
	Lighting Point 燈位	-	-	-	-	-	-	-	-	1	1	1	1
Roof 天台	1 Gang 1 Way Weatherproof Lighting Switch 單位單控防水照明開關掣	-	-	-	-	-	-	-	-	-	-	1	1
	13A Weatherproof Single Socket Outlet 13安培防水單位電插座	-	-	-	-	-	-	-	-	-	-	1	1
	Lighting Point 燈位	-	-	-	-	-	-	-	-	-	-	4	4
	Weatherproof Isolating Switch for A/C Outdoor Unit 防水開關掣供室外冷氣機	-	-	-	-	-	-	-	-	-	-	2	2

Notes:

- "1, 2," denotes the quantity of such provision(s) provided in the residential flat.
- Quantity of the lighting switch shown in the schedule denotes the quantity of switch faceplate.
- "*" = has been used for connection of lighting or appliance.

備註：

- "1, 2,"表示提供於該住宅單位內的裝置數量。
- 說明表所顯示的燈掣數量是表示燈掣面板的數量。
- "*" = 已用作連接燈具或設備。

FITTINGS, FINISHES AND APPLIANCES

裝置、裝修物料及設備

Schedule of Mechanical & Electrical Provisions of Residential Properties 住宅物業機電裝置數量說明表

Tower 2 第2座

Location 位置	Item 項目	1/F 1樓																																
		A1	A2	A3	A5	A6	A7	A8	B1	B2	B3	B5	B6	B7	C1	C2	C3	C5	C6	C7	C8	C9	C10	C11	C12	D1	D2	D3	D5	D6	D7	D8	D9	
Entrance 門口	2 Gang 1 Way Lighting Switch 雙位單控照明開關掣	-	-	-	-	-	-	1	-	-	-	-	-	-	-	1	1	1	-	-	-	-	-	-	-	-	-	-	-	-	-	-	-	-
	3 Gang 1 Way Lighting Switch 3位單控照明開關掣	2	2	2	2	2	2	1	2	2	2	2	2	2	1	1	1	1	2	2	2	2	2	2	2	2	2	2	2	2	2	2	2	1
	13A Single Socket Outlet 13安培單位電插座	2	2	2	2	2	2	-	2	2	2	2	2	2	-	-	-	-	2	2	2	2	2	2	2	2	2	2	2	2	2	2	-	
	Video Door Phone 視像對講機	1	1	1	1	1	1	1	1	1	1	1	1	1	1	1	1	1	1	1	1	1	1	1	1	1	1	1	1	1	1	1	-	
	Miniature Circuit Breaker Distribution Board 微型斷路器配電箱	1	1	1	1	1	1	-	1	1	1	1	1	1	-	-	-	-	1	1	1	1	1	1	1	1	1	1	1	1	1	1	-	
	Lighting Point 燈位	1	1	1	1	1	1	1	1	1	1	1	1	1	1	1	1	1	1	1	1	1	1	1	1	1	1	1	1	1	1	1	1	
Living Room / Dining Room 客廳 / 飯廳	1 Gang 1 Way Lighting Switch 單位單控照明開關掣	1	1	1	1	1	1	1	1	1	1	1	1	1	1	1	1	1	1	1	1	1	1	1	1	1	1	1	1	1	1	1	1	
	2 Gang 1 Way Lighting Switch 雙位單控照明開關掣	-	-	-	-	-	-	1	-	-	-	-	-	-	1	-	-	-	-	-	-	-	-	-	-	-	-	-	-	-	-	-	2	
	TV Outlet 電視天線插座	1	1	1	1	1	1	1	1	2	1	2	1	2	1	1	1	1	1	1	1	2	1	1	2	1	1	1	1	1	1	1	1	
	Telephone Outlet 電話插座	1	1	1	1	1	1	1	1	2	1	2	1	2	1	1	1	1	1	1	1	2	1	1	2	1	1	1	1	1	1	1	1	
	13A Switched Fuse Spur Unit (*) for A/C Indoor Unit 13安培開關保險絲 (*) 供室內冷氣機	1	1	1	1	1	1	1	1	1	1	1	1	1	1	1	1	1	1	1	1	1	1	1	1	1	1	1	1	1	1	1	1	
	13A Single Socket Outlet 13安培單位電插座	1	1	1	1	1	1	1	1	1	1	1	1	1	2	2	2	2	1	1	1	1	1	1	1	1	1	1	1	1	1	1	1	
	13A Twin Socket Outlet 13安培雙位電插座	2	2	2	2	2	2	2	2	2	2	2	2	2	2	2	2	2	2	2	2	2	2	2	2	2	2	2	2	2	2	2	2	
	Video Door Phone 視像對講機	-	-	-	-	-	-	-	-	-	-	-	-	-	-	-	-	-	-	-	-	-	-	-	-	-	-	-	-	-	-	-	1	
	Multi Sensor 感應器	1	1	1	1	1	1	1	1	1	1	1	1	1	1	1	1	1	1	1	1	1	1	1	1	1	1	1	1	1	1	1	1	
	Lighting Point 燈位	2	2	2	2	2	2	3	2	2	2	2	2	2	2	2	2	2	2	2	2	2	2	2	2	2	2	2	2	2	2	2	2	3

Notes:

- "1, 2," denotes the quantity of such provision(s) provided in the residential flat.
- Quantity of the lighting switch shown in the schedule denotes the quantity of switch faceplate.
- "*" = has been used for connection of lighting or appliance.

備註:

- "1, 2,"表示提供於該住宅單位內的裝置數量。
- 說明表所顯示的燈掣數量是表示燈掣面板的數量。
- "*" = 已用作連接燈具或設備。

FITTINGS, FINISHES AND APPLIANCES

裝置、裝修物料及設備

Schedule of Mechanical & Electrical Provisions of Residential Properties 住宅物業機電裝置數量說明表

Tower 2 第2座

Location 位置	Item 項目	1/F 1樓																															
		A1	A2	A3	A5	A6	A7	A8	B1	B2	B3	B5	B6	B7	C1	C2	C3	C5	C6	C7	C8	C9	C10	C11	C12	D1	D2	D3	D5	D6	D7	D8	D9
Master Bedroom 主人睡房	1 Gang 1 Way Lighting Switch 單位單控照明開關掣	-	-	-	-	-	-	2	-	-	-	-	-	-	-	-	-	-	-	-	-	-	-	-	-	-	-	-	-	-	-	-	2
	TV Outlet 電視天線插座	-	-	-	-	-	-	1	-	-	-	-	-	-	-	-	-	-	-	-	-	-	-	-	-	-	-	-	-	-	-	-	1
	Telephone Outlet 電話插座	-	-	-	-	-	-	1	-	-	-	-	-	-	-	-	-	-	-	-	-	-	-	-	-	-	-	-	-	-	-	-	1
	13A Switched Fuse Spur Unit (*) for A/C Indoor Unit 13安培開關保險絲 (*) 供室內冷氣機	-	-	-	-	-	-	1	-	-	-	-	-	-	-	-	-	-	-	-	-	-	-	-	-	-	-	-	-	-	-	-	1
	13A Single Socket Outlet 13安培單位電插座	-	-	-	-	-	-	2	-	-	-	-	-	-	-	-	-	-	-	-	-	-	-	-	-	-	-	-	-	-	-	-	2
	13A Twin Socket Outlet 13安培雙位電插座	-	-	-	-	-	-	1	-	-	-	-	-	-	-	-	-	-	-	-	-	-	-	-	-	-	-	-	-	-	-	-	1
	Lighting Point 燈位	-	-	-	-	-	-	1	-	-	-	-	-	-	-	-	-	-	-	-	-	-	-	-	-	-	-	-	-	-	-	-	1
Bedroom 1 睡房 1	2 Gang 1 Way Lighting Switch 雙位單控照明開關掣	1	1	1	1	1	1	-	1	1	1	1	1	1	-	-	-	-	1	1	1	1	1	1	1	1	1	1	1	1	1	1	-
	TV Outlet 電視天線插座	1	1	1	1	1	1	-	1	1	1	1	1	1	-	-	-	-	1	1	1	1	1	1	1	1	1	1	1	1	1	1	-
	Telephone Outlet 電話插座	1	1	1	1	1	1	-	1	1	1	1	1	1	-	-	-	-	1	1	1	1	1	1	1	1	1	1	1	1	1	1	-
	13A Switched Fuse Spur Unit (*) for A/C Indoor Unit 13安培開關保險絲 (*) 供室內冷氣機	1	1	1	1	1	1	-	1	1	1	1	1	1	-	-	-	-	1	1	1	1	1	1	1	1	1	1	1	1	1	1	-
	13A Single Socket Outlet 13安培單位電插座	4	4	4	4	4	4	-	4	4	4	4	4	4	-	-	-	-	4	4	4	4	4	4	4	4	4	4	4	4	4	4	-
	13A Twin Socket Outlet 13安培雙位電插座	1	1	1	1	1	1	-	1	1	1	1	1	1	-	-	-	-	1	1	1	1	1	1	1	1	1	1	1	1	1	1	-
	Lighting Point 燈位	2	2	2	2	2	2	-	2	2	2	2	2	2	-	-	-	-	2	2	2	2	2	2	2	2	2	2	2	2	2	2	-

Notes:

- "1, 2," denotes the quantity of such provision(s) provided in the residential flat.
- Quantity of the lighting switch shown in the schedule denotes the quantity of switch faceplate.
- "*" = has been used for connection of lighting or appliance.

備註：

- "1, 2,"表示提供於該住宅單位內的裝置數量。
- 說明表所顯示的燈掣數量是表示燈掣面板的數量。
- "*" = 已用作連接燈具或設備。

FITTINGS, FINISHES AND APPLIANCES

裝置、裝修物料及設備

Schedule of Mechanical & Electrical Provisions of Residential Properties 住宅物業機電裝置數量說明表

Tower 2 第2座

Location 位置	Item 項目	1/F 1樓																																
		A1	A2	A3	A5	A6	A7	A8	B1	B2	B3	B5	B6	B7	C1	C2	C3	C5	C6	C7	C8	C9	C10	C11	C12	D1	D2	D3	D5	D6	D7	D8	D9	
Bedroom 2 睡房 2	1 Gang 1 Way Lighting Switch 單位單控照明開關掣	-	-	-	-	-	-	1	-	-	-	-	-	-	-	-	-	-	-	-	-	-	-	-	-	-	-	-	-	-	-	-	1	
	TV Outlet 電視天線插座	-	-	-	-	-	-	1	-	-	-	-	-	-	-	-	-	-	-	-	-	-	-	-	-	-	-	-	-	-	-	-	1	
	13A Switched Fuse Spur Unit (*) for A/C Indoor Unit 13安培開關保險絲 (*) 供室內冷氣機	-	-	-	-	-	-	1	-	-	-	-	-	-	-	-	-	-	-	-	-	-	-	-	-	-	-	-	-	-	-	-	1	
	13A Single Socket Outlet 13安培單位電插座	-	-	-	-	-	-	2	-	-	-	-	-	-	-	-	-	-	-	-	-	-	-	-	-	-	-	-	-	-	-	-	2	
	13A Twin Socket Outlet 13安培雙位電插座	-	-	-	-	-	-	1	-	-	-	-	-	-	-	-	-	-	-	-	-	-	-	-	-	-	-	-	-	-	-	-	1	
	Lighting Point 燈位	-	-	-	-	-	-	1	-	-	-	-	-	-	-	-	-	-	-	-	-	-	-	-	-	-	-	-	-	-	-	-	-	1
Store Room 儲物房	1 Gang 1 Way Lighting Switch 單位單控照明開關掣	-	-	-	-	-	-	1	-	-	-	-	-	-	-	-	-	-	-	-	-	-	-	-	-	-	-	-	-	-	-	-	-	1
	13A Switched Fuse Spur Unit (*) for A/C Indoor Unit 13安培開關保險絲 (*) 供室內冷氣機	-	-	-	-	-	-	1	-	-	-	-	-	-	-	-	-	-	-	-	-	-	-	-	-	-	-	-	-	-	-	-	-	1
	13A Single Socket Outlet 13安培單位電插座	-	-	-	-	-	-	2	-	-	-	-	-	-	-	-	-	-	-	-	-	-	-	-	-	-	-	-	-	-	-	-	-	2
	Lighting Point 燈位	-	-	-	-	-	-	1	-	-	-	-	-	-	-	-	-	-	-	-	-	-	-	-	-	-	-	-	-	-	-	-	-	1
Bathroom 浴室	13A Switched Fuse Spur Unit (*) 13安培開關保險絲 (*)	1	1	1	1	1	1	1	1	1	1	1	1	1	1	1	1	1	1	1	1	1	1	1	1	1	1	1	1	1	1	1	1	
	20A Switched Connection Unit (*) 20安培開關掣 (*)	1	1	1	1	1	1	1	1	1	1	1	1	1	1	1	1	1	1	1	1	1	1	1	1	1	1	1	1	1	1	1	1	
	13A Single Socket Outlet 13安培單位電插座	1	1	1	1	1	1	1	1	1	1	1	1	1	1	1	1	1	1	1	1	1	1	1	1	1	1	1	1	1	1	1	1	
	Lighting Point 燈位	3	3	3	3	3	3	3	3	3	3	3	3	3	3	3	3	3	3	3	3	3	3	3	3	3	3	3	3	3	3	3	3	

Notes:

- "1, 2," denotes the quantity of such provision(s) provided in the residential flat.
- Quantity of the lighting switch shown in the schedule denotes the quantity of switch faceplate.
- "*" = has been used for connection of lighting or appliance.

備註：

- "1, 2,"表示提供於該住宅單位內的裝置數量。
- 說明表所顯示的燈掣數量是表示燈掣面板的數量。
- "*" = 已用作連接燈具或設備。

FITTINGS, FINISHES AND APPLIANCES
裝置、裝修物料及設備

Schedule of Mechanical & Electrical Provisions of Residential Properties 住宅物業機電裝置數量說明表

Tower 2 第2座

Location 位置	Item 項目	1/F 1樓																																
		A1	A2	A3	A5	A6	A7	A8	B1	B2	B3	B5	B6	B7	C1	C2	C3	C5	C6	C7	C8	C9	C10	C11	C12	D1	D2	D3	D5	D6	D7	D8	D9	
Utility Platform 工作平台	Lighting Point 燈位	-	-	-	-	-	-	1	-	-	-	-	-	-	-	-	-	-	-	-	-	-	-	-	-	-	-	-	-	-	-	-	1	
	Weatherproof Isolating Switch for A/C Outdoor Unit 防水開關掣供室外冷氣機	-	-	-	-	-	-	1	-	-	-	-	-	-	-	-	-	-	-	-	-	-	-	-	-	-	-	-	-	-	-	-	1	
Private Flat Roof 私人平台	Lighting Point 燈位	-	-	-	-	-	-	2	1	2	2	2	2	2	2	1	1	1	1	2	2	2	2	-	-	-	-	-	-	-	-	-	-	1
	Weatherproof Isolating Switch for A/C Outdoor Unit 防水開關掣供室外冷氣機	-	-	-	-	-	-	2	2	2	2	2	2	2	1	1	1	1	2	2	2	2	2	-	-	-	-	-	-	-	-	-	-	2
Balcony 露台	Lighting Point 燈位	1	1	1	1	1	1	-	-	-	-	-	-	-	-	-	-	-	-	-	-	-	-	1	1	1	1	1	1	1	1	1	-	
	Weatherproof Isolating Switch for A/C Outdoor Unit 防水開關掣供室外冷氣機	2	2	2	2	2	2	-	-	-	-	-	-	-	-	-	-	-	-	-	-	-	-	2	2	2	2	2	2	2	2	2	-	
Open Kitchen 開放式廚房	20A Switched Connection Unit (*) 20安培開關掣 (*)	1	1	1	1	1	1	1	1	1	1	1	1	1	1	1	1	1	1	1	1	1	1	1	1	1	1	1	1	1	1	1		
	13A Single Socket Outlet 13安培單位電插座	1	1	1	1	1	1	3	1	1	1	1	1	1	3	3	3	3	1	1	1	1	1	1	1	1	1	1	1	1	1	1	3	
	13A Twin Socket Outlet 13安培雙位電插座	1	1	1	1	1	1	1	1	1	1	1	1	1	1	1	1	1	1	1	1	1	1	1	1	1	1	1	1	1	1	1	1	
	13A Switched Fuse Spur Unit (*) 13安培開關保險絲 (*)	2	2	2	2	2	2	2	2	2	2	2	2	2	2	2	2	2	2	2	2	2	2	2	2	2	2	2	2	2	2	2	2	
	Connection Point For Washing Machine 洗衣機接駁點	1	1	1	1	1	1	1	1	1	1	1	1	1	1	1	1	1	1	1	1	1	1	1	1	1	1	1	1	1	1	1	1	
	Miniature Circuit Breaker Distribution Board 微型斷路器配電箱	-	-	-	-	-	-	1	-	-	-	-	-	-	1	1	1	1	-	-	-	-	-	-	-	-	-	-	-	-	-	-	1	
	Sprinkler 消防花灑頭	1	1	1	1	1	1	1	1	1	1	1	1	1	1	1	1	1	1	1	1	1	1	1	1	1	1	1	1	1	1	1	1	

Notes:
1. "1, 2," denotes the quantity of such provision(s) provided in the residential flat.
2. Quantity of the lighting switch shown in the schedule denotes the quantity of switch faceplate.
3. "*" = has been used for connection of lighting or appliance.

備註：
1. "1, 2,"表示提供於該住宅單位內的裝置數量。
2. 說明表所顯示的燈掣數量是表示燈掣面板的數量。
3. "*" = 已用作連接燈具或設備。

FITTINGS, FINISHES AND APPLIANCES

裝置、裝修物料及設備

Schedule of Mechanical & Electrical Provisions of Residential Properties 住宅物業機電裝置數量說明表

Tower 2 第2座

Location 位置	Item 項目	2/F 2樓																																
		A1	A2	A3	A5	A6	A7	A8	B1	B2	B3	B5	B6	B7	C1	C2	C3	C5	C6	C7	C8	C9	C10	C11	C12	D1	D2	D3	D5	D6	D7	D8	D9	
Entrance 門口	2 Gang 1 Way Lighting Switch 雙位單控照明開關掣	-	-	-	-	-	-	1	-	-	-	-	-	-	-	1	1	1	-	-	-	-	-	-	-	-	-	-	-	-	-	-	-	-
	3 Gang 1 Way Lighting Switch 3位單控照明開關掣	2	2	2	2	2	2	1	2	2	2	2	2	2	1	1	1	1	2	2	2	2	2	2	2	2	2	2	2	2	2	2	2	1
	13A Single Socket Outlet 13安培單位電插座	2	2	2	2	2	2	-	2	2	2	2	2	2	-	-	-	-	2	2	2	2	2	2	2	2	2	2	2	2	2	2	-	
	Video Door Phone 視像對講機	1	1	1	1	1	1	1	1	1	1	1	1	1	1	1	1	1	1	1	1	1	1	1	1	1	1	1	1	1	1	1	-	
	Miniature Circuit Breaker Distribution Board 微型斷路器配電箱	1	1	1	1	1	1	-	1	1	1	1	1	1	-	-	-	-	1	1	1	1	1	1	1	1	1	1	1	1	1	1	-	
	Lighting Point 燈位	1	1	1	1	1	1	1	1	1	1	1	1	1	1	1	1	1	1	1	1	1	1	1	1	1	1	1	1	1	1	1	1	
Living Room / Dining Room 客廳 / 飯廳	1 Gang 1 Way Lighting Switch 單位單控照明開關掣	1	1	1	1	1	1	1	1	1	1	1	1	1	1	1	1	1	1	1	1	1	1	1	1	1	1	1	1	1	1	1	1	
	2 Gang 1 Way Lighting Switch 雙位單控照明開關掣	-	-	-	-	-	-	1	-	-	-	-	-	-	1	-	-	-	-	-	-	-	-	-	-	-	-	-	-	-	-	-	2	
	TV Outlet 電視天線插座	1	1	1	1	1	2	1	1	2	1	2	1	2	1	1	1	1	1	1	1	2	1	1	2	1	1	1	1	1	1	1	1	
	Telephone Outlet 電話插座	1	1	1	1	1	2	1	1	2	1	2	1	2	1	1	1	1	1	1	1	2	1	1	2	1	1	1	1	1	1	1	1	
	13A Switched Fuse Spur Unit (*) for A/C Indoor Unit 13安培開關保險絲 (*) 供室內冷氣機	1	1	1	1	1	1	1	1	1	1	1	1	1	1	1	1	1	1	1	1	1	1	1	1	1	1	1	1	1	1	1	1	
	13A Single Socket Outlet 13安培單位電插座	1	1	1	1	1	1	1	1	1	1	1	1	1	2	2	2	2	1	1	1	1	1	1	1	1	1	1	1	1	1	1	1	
	13A Twin Socket Outlet 13安培雙位電插座	2	2	2	2	2	2	2	2	2	2	2	2	2	2	2	2	2	2	2	2	2	2	2	2	2	2	2	2	2	2	2	2	
	Video Door Phone 視像對講機	-	-	-	-	-	-	-	-	-	-	-	-	-	-	-	-	-	-	-	-	-	-	-	-	-	-	-	-	-	-	-	1	
	Multi Sensor 感應器	1	1	1	1	1	1	1	1	1	1	1	1	1	1	1	1	1	1	1	1	1	1	1	1	1	1	1	1	1	1	1	1	
	Lighting Point 燈位	2	2	2	2	2	2	3	2	2	2	2	2	2	2	2	2	2	2	2	2	2	2	2	2	2	2	2	2	2	2	2	3	

Notes:

- "1, 2," denotes the quantity of such provision(s) provided in the residential flat.
- Quantity of the lighting switch shown in the schedule denotes the quantity of switch faceplate.
- "*" = has been used for connection of lighting or appliance.

備註：

- "1, 2,"表示提供於該住宅單位內的裝置數量。
- 說明表所顯示的燈掣數量是表示燈掣面板的數量。
- "*" = 已用作連接燈具或設備。

FITTINGS, FINISHES AND APPLIANCES

裝置、裝修物料及設備

Schedule of Mechanical & Electrical Provisions of Residential Properties 住宅物業機電裝置數量說明表

Tower 2 第2座

Location 位置	Item 項目	2/F 2樓																																
		A1	A2	A3	A5	A6	A7	A8	B1	B2	B3	B5	B6	B7	C1	C2	C3	C5	C6	C7	C8	C9	C10	C11	C12	D1	D2	D3	D5	D6	D7	D8	D9	
Master Bedroom 主人睡房	1 Gang 1 Way Lighting Switch 單位單控照明開關掣	-	-	-	-	-	-	2	-	-	-	-	-	-	-	-	-	-	-	-	-	-	-	-	-	-	-	-	-	-	-	-	2	
	TV Outlet 電視天線插座	-	-	-	-	-	-	1	-	-	-	-	-	-	-	-	-	-	-	-	-	-	-	-	-	-	-	-	-	-	-	-	1	
	Telephone Outlet 電話插座	-	-	-	-	-	-	1	-	-	-	-	-	-	-	-	-	-	-	-	-	-	-	-	-	-	-	-	-	-	-	-	1	
	13A Switched Fuse Spur Unit (*) for A/C Indoor Unit 13安培開關保險絲 (*) 供室內冷氣機	-	-	-	-	-	-	1	-	-	-	-	-	-	-	-	-	-	-	-	-	-	-	-	-	-	-	-	-	-	-	-	1	
	13A Single Socket Outlet 13安培單位電插座	-	-	-	-	-	-	2	-	-	-	-	-	-	-	-	-	-	-	-	-	-	-	-	-	-	-	-	-	-	-	-	2	
	13A Twin Socket Outlet 13安培雙位電插座	-	-	-	-	-	-	1	-	-	-	-	-	-	-	-	-	-	-	-	-	-	-	-	-	-	-	-	-	-	-	-	1	
	Lighting Point 燈位	-	-	-	-	-	-	1	-	-	-	-	-	-	-	-	-	-	-	-	-	-	-	-	-	-	-	-	-	-	-	-	-	1
Bedroom 1 睡房 1	2 Gang 1 Way Lighting Switch 雙位單控照明開關掣	1	1	1	1	1	1	-	1	1	1	1	1	1	-	-	-	-	1	1	1	1	1	1	1	1	1	1	1	1	1	1	-	
	TV Outlet 電視天線插座	1	1	1	1	1	1	-	1	1	1	1	1	1	-	-	-	-	1	1	1	1	1	1	1	1	1	1	1	1	1	1	-	
	Telephone Outlet 電話插座	1	1	1	1	1	1	-	1	1	1	1	1	1	-	-	-	-	1	1	1	1	1	1	1	1	1	1	1	1	1	1	-	
	13A Switched Fuse Spur Unit (*) for A/C Indoor Unit 13安培開關保險絲 (*) 供室內冷氣機	1	1	1	1	1	1	-	1	1	1	1	1	1	-	-	-	-	1	1	1	1	1	1	1	1	1	1	1	1	1	1	-	
	13A Single Socket Outlet 13安培單位電插座	4	4	4	4	4	4	-	4	4	4	4	4	4	-	-	-	-	4	4	4	4	4	4	4	4	4	4	4	4	4	4	-	
	13A Twin Socket Outlet 13安培雙位電插座	1	1	1	1	1	1	-	1	1	1	1	1	1	-	-	-	-	1	1	1	1	1	1	1	1	1	1	1	1	1	1	-	
	Lighting Point 燈位	2	2	2	2	2	2	-	2	2	2	2	2	2	-	-	-	-	2	2	2	2	2	2	2	2	2	2	2	2	2	2	-	

Notes:

- "1, 2," denotes the quantity of such provision(s) provided in the residential flat.
- Quantity of the lighting switch shown in the schedule denotes the quantity of switch faceplate.
- "*" = has been used for connection of lighting or appliance.

備註：

- "1, 2, ………"表示提供於該住宅單位內的裝置數量。
- 說明表所顯示的燈掣數量是表示燈掣面板的數量。
- "*" = 已用作連接燈具或設備。

FITTINGS, FINISHES AND APPLIANCES

裝置、裝修物料及設備

Schedule of Mechanical & Electrical Provisions of Residential Properties 住宅物業機電裝置數量說明表

Tower 2 第2座

Location 位置	Item 項目	2/F 2樓																																
		A1	A2	A3	A5	A6	A7	A8	B1	B2	B3	B5	B6	B7	C1	C2	C3	C5	C6	C7	C8	C9	C10	C11	C12	D1	D2	D3	D5	D6	D7	D8	D9	
Bedroom 2 睡房 2	1 Gang 1 Way Lighting Switch 單位單控照明開關掣	-	-	-	-	-	-	1	-	-	-	-	-	-	-	-	-	-	-	-	-	-	-	-	-	-	-	-	-	-	-	-	1	
	TV Outlet 電視天線插座	-	-	-	-	-	-	1	-	-	-	-	-	-	-	-	-	-	-	-	-	-	-	-	-	-	-	-	-	-	-	-	1	
	13A Switched Fuse Spur Unit (*) for A/C Indoor Unit 13安培開關保險絲 (*) 供室內冷氣機	-	-	-	-	-	-	1	-	-	-	-	-	-	-	-	-	-	-	-	-	-	-	-	-	-	-	-	-	-	-	-	1	
	13A Single Socket Outlet 13安培單位電插座	-	-	-	-	-	-	2	-	-	-	-	-	-	-	-	-	-	-	-	-	-	-	-	-	-	-	-	-	-	-	-	2	
	13A Twin Socket Outlet 13安培雙位電插座	-	-	-	-	-	-	1	-	-	-	-	-	-	-	-	-	-	-	-	-	-	-	-	-	-	-	-	-	-	-	-	1	
	Lighting Point 燈位	-	-	-	-	-	-	1	-	-	-	-	-	-	-	-	-	-	-	-	-	-	-	-	-	-	-	-	-	-	-	-	-	1
Store Room 儲物房	1 Gang 1 Way Lighting Switch 單位單控照明開關掣	-	-	-	-	-	-	1	-	-	-	-	-	-	-	-	-	-	-	-	-	-	-	-	-	-	-	-	-	-	-	-	-	1
	13A Switched Fuse Spur Unit (*) for A/C Indoor Unit 13安培開關保險絲 (*) 供室內冷氣機	-	-	-	-	-	-	1	-	-	-	-	-	-	-	-	-	-	-	-	-	-	-	-	-	-	-	-	-	-	-	-	-	1
	13A Single Socket Outlet 13安培單位電插座	-	-	-	-	-	-	2	-	-	-	-	-	-	-	-	-	-	-	-	-	-	-	-	-	-	-	-	-	-	-	-	-	2
	Lighting Point 燈位	-	-	-	-	-	-	1	-	-	-	-	-	-	-	-	-	-	-	-	-	-	-	-	-	-	-	-	-	-	-	-	-	1
Bathroom 浴室	13A Switched Fuse Spur Unit (*) 13安培開關保險絲 (*)	1	1	1	1	1	1	1	1	1	1	1	1	1	1	1	1	1	1	1	1	1	1	1	1	1	1	1	1	1	1	1	1	
	20A Switched Connection Unit (*) 20安培開關掣 (*)	1	1	1	1	1	1	1	1	1	1	1	1	1	1	1	1	1	1	1	1	1	1	1	1	1	1	1	1	1	1	1	1	
	13A Single Socket Outlet 13安培單位電插座	1	1	1	1	1	1	1	1	1	1	1	1	1	1	1	1	1	1	1	1	1	1	1	1	1	1	1	1	1	1	1	1	
	Lighting Point 燈位	3	3	3	3	3	3	3	3	3	3	3	3	3	3	3	3	3	3	3	3	3	3	3	3	3	3	3	3	3	3	3	3	

Notes:

- "1, 2," denotes the quantity of such provision(s) provided in the residential flat.
- Quantity of the lighting switch shown in the schedule denotes the quantity of switch faceplate.
- "*" = has been used for connection of lighting or appliance.

備註：

- "1, 2,"表示提供於該住宅單位內的裝置數量。
- 說明表所顯示的燈掣數量是表示燈掣面板的數量。
- "*" = 已用作連接燈具或設備。

Schedule of Mechanical & Electrical Provisions of Residential Properties 住宅物業機電裝置數量說明表

Tower 2 第2座

Location 位置	Item 項目	2/F 2樓																															
		A1	A2	A3	A5	A6	A7	A8	B1	B2	B3	B5	B6	B7	C1	C2	C3	C5	C6	C7	C8	C9	C10	C11	C12	D1	D2	D3	D5	D6	D7	D8	D9
Utility Platform 工作平台	Lighting Point 燈位	-	-	-	-	-	-	1	-	-	-	-	-	-	-	-	-	-	-	-	-	-	-	-	-	-	-	-	-	-	-	-	1
	Weatherproof Isolating Switch for A/C Outdoor Unit 防水開關掣供室外冷氣機	-	-	-	-	-	-	1	-	-	-	-	-	-	-	-	-	-	-	-	-	-	-	-	-	-	-	-	-	-	-	1	
Balcony 露台	Lighting Point 燈位	1	1	1	1	1	1	1	1	1	1	1	1	1	1	1	1	1	1	1	1	1	1	1	1	1	1	1	1	1	1	1	
	Weatherproof Isolating Switch for A/C Outdoor Unit 防水開關掣供室外冷氣機	2	2	2	2	2	2	2	2	2	2	2	2	2	1	1	1	1	2	2	2	2	2	2	2	2	2	2	2	2	2	2	
Open Kitchen 開放式廚房	20A Switched Connection Unit (*) 20安培開關掣 (*)	1	1	1	1	1	1	1	1	1	1	1	1	1	1	1	1	1	1	1	1	1	1	1	1	1	1	1	1	1	1	1	
	13A Single Socket Outlet 13安培單位電插座	1	1	1	1	1	1	3	1	1	1	1	1	1	3	3	3	3	1	1	1	1	1	1	1	1	1	1	1	1	1	3	
	13A Twin Socket Outlet 13安培雙位電插座	1	1	1	1	1	1	1	1	1	1	1	1	1	1	1	1	1	1	1	1	1	1	1	1	1	1	1	1	1	1	1	
	13A Switched Fuse Spur Unit (*) 13安培開關保險絲 (*)	2	2	2	2	2	2	2	2	2	2	2	2	2	2	2	2	2	2	2	2	2	2	2	2	2	2	2	2	2	2	2	
	Connection Point For Washing Machine 洗衣機接駁點	1	1	1	1	1	1	1	1	1	1	1	1	1	1	1	1	1	1	1	1	1	1	1	1	1	1	1	1	1	1	1	
	Miniature Circuit Breaker Distribution Board 微型斷路器配電箱	-	-	-	-	-	-	1	-	-	-	-	-	-	1	1	1	1	-	-	-	-	-	-	-	-	-	-	-	-	-	1	
	Sprinkler 消防花灑頭	1	1	1	1	1	1	1	1	1	1	1	1	1	1	1	1	1	1	1	1	1	1	1	1	1	1	1	1	1	1	1	

Notes:

1. "1, 2," denotes the quantity of such provision(s) provided in the residential flat.

2. Quantity of the lighting switch shown in the schedule denotes the quantity of switch faceplate.

3. "*" = has been used for connection of lighting or appliance.

備註：

1. "1, 2,"表示提供於該住宅單位內的裝置數量。

2. 說明表所顯示的燈掣數量是表示燈掣面板的數量。

3. "*" = 已用作連接燈具或設備。

FITTINGS, FINISHES AND APPLIANCES

裝置、裝修物料及設備

Schedule of Mechanical & Electrical Provisions of Residential Properties 住宅物業機電裝置數量說明表

Tower 2 第2座

Location 位置	Item 項目	3/F 3樓																															
		A1	A2	A3	A5	A6	A7	A8	B1	B2	B3	B5	B6	B7	C1	C2	C3	C5	C6	C7	C8	C9	C10	C11	C12	D1	D2	D3	D5	D6	D7	D8	D9
Entrance 門口	2 Gang 1 Way Lighting Switch 雙位單控照明開關掣	-	-	-	-	-	-	1	-	-	-	-	-	-	-	1	1	1	-	-	-	-	-	-	-	-	-	-	-	-	-	-	-
	3 Gang 1 Way Lighting Switch 3位單控照明開關掣	2	2	2	2	2	2	1	2	2	2	2	2	2	1	1	1	1	2	2	2	2	2	2	2	2	2	2	2	2	2	2	1
	13A Single Socket Outlet 13安培單位電插座	2	2	2	2	2	2	-	2	2	2	2	2	2	-	-	-	-	2	2	2	2	2	2	2	2	2	2	2	2	2	-	
	Video Door Phone 視像對講機	1	1	1	1	1	1	1	1	1	1	1	1	1	1	1	1	1	1	1	1	1	1	1	1	1	1	1	1	1	1	-	
	Miniature Circuit Breaker Distribution Board 微型斷路器配電箱	1	1	1	1	1	1	-	1	1	1	1	1	1	-	-	-	-	1	1	1	1	1	1	1	1	1	1	1	1	1	-	
	Lighting Point 燈位	1	1	1	1	1	1	1	1	1	1	1	1	1	1	1	1	1	1	1	1	1	1	1	1	1	1	1	1	1	1	1	
Living Room / Dining Room 客廳 / 飯廳	1 Gang 1 Way Lighting Switch 單位單控照明開關掣	1	1	1	1	1	1	1	1	1	1	1	1	1	1	1	1	1	1	1	1	1	1	1	1	1	1	1	1	1	1	1	
	2 Gang 1 Way Lighting Switch 雙位單控照明開關掣	-	-	-	-	-	-	1	-	-	-	-	-	-	1	-	-	-	-	-	-	-	-	-	-	-	-	-	-	-	-	2	
	TV Outlet 電視天線插座	1	1	1	1	1	2	1	1	2	1	2	1	2	1	1	1	1	1	1	1	1	1	1	2	1	1	1	1	1	1	1	
	Telephone Outlet 電話插座	1	1	1	1	1	2	1	1	2	1	2	1	2	1	1	1	1	1	1	1	1	1	1	2	1	1	1	1	1	1	1	
	13A Switched Fuse Spur Unit (*) for A/C Indoor Unit 13安培開關保險絲 (*) 供室內冷氣機	1	1	1	1	1	1	1	1	1	1	1	1	1	1	1	1	1	1	1	1	1	1	1	1	1	1	1	1	1	1	1	
	13A Single Socket Outlet 13安培單位電插座	1	1	1	1	1	1	1	1	1	1	1	1	1	2	2	2	2	1	1	1	1	1	1	1	1	1	1	1	1	1	1	
	13A Twin Socket Outlet 13安培雙位電插座	2	2	2	2	2	2	2	2	2	2	2	2	2	2	2	2	2	2	2	2	2	2	2	2	2	2	2	2	2	2	2	
	Video Door Phone 視像對講機	-	-	-	-	-	-	-	-	-	-	-	-	-	-	-	-	-	-	-	-	-	-	-	-	-	-	-	-	-	-	1	
	Multi Sensor 感應器	1	1	1	1	1	1	1	1	1	1	1	1	1	1	1	1	1	1	1	1	1	1	1	1	1	1	1	1	1	1	1	
	Lighting Point 燈位	2	2	2	2	2	2	3	2	2	2	2	2	2	2	2	2	2	2	2	2	2	2	2	2	2	2	2	2	2	2	2	3

Notes:

- "1, 2," denotes the quantity of such provision(s) provided in the residential flat.
- Quantity of the lighting switch shown in the schedule denotes the quantity of switch faceplate.
- "*" = has been used for connection of lighting or appliance.

備註:

- "1, 2,"表示提供於該住宅單位內的裝置數量。
- 說明表所顯示的燈掣數量是表示燈掣面板的數量。
- "*" = 已用作連接燈具或設備。

Schedule of Mechanical & Electrical Provisions of Residential Properties 住宅物業機電裝置數量說明表

Tower 2 第2座

Location 位置	Item 項目	3/F 3樓																															
		A1	A2	A3	A5	A6	A7	A8	B1	B2	B3	B5	B6	B7	C1	C2	C3	C5	C6	C7	C8	C9	C10	C11	C12	D1	D2	D3	D5	D6	D7	D8	D9
Master Bedroom 主人睡房	1 Gang 1 Way Lighting Switch 單位單控照明開關掣	-	-	-	-	-	-	2	-	-	-	-	-	-	-	-	-	-	-	-	-	-	-	-	-	-	-	-	-	-	-	-	2
	TV Outlet 電視天線插座	-	-	-	-	-	-	1	-	-	-	-	-	-	-	-	-	-	-	-	-	-	-	-	-	-	-	-	-	-	-	-	1
	Telephone Outlet 電話插座	-	-	-	-	-	-	1	-	-	-	-	-	-	-	-	-	-	-	-	-	-	-	-	-	-	-	-	-	-	-	-	1
	13A Switched Fuse Spur Unit (*) for A/C Indoor Unit 13安培開關保險絲 (*) 供室內冷氣機	-	-	-	-	-	-	1	-	-	-	-	-	-	-	-	-	-	-	-	-	-	-	-	-	-	-	-	-	-	-	-	1
	13A Single Socket Outlet 13安培單位電插座	-	-	-	-	-	-	2	-	-	-	-	-	-	-	-	-	-	-	-	-	-	-	-	-	-	-	-	-	-	-	-	2
	13A Twin Socket Outlet 13安培雙位電插座	-	-	-	-	-	-	1	-	-	-	-	-	-	-	-	-	-	-	-	-	-	-	-	-	-	-	-	-	-	-	-	1
	Lighting Point 燈位	-	-	-	-	-	-	1	-	-	-	-	-	-	-	-	-	-	-	-	-	-	-	-	-	-	-	-	-	-	-	-	1
Bedroom 1 睡房 1	2 Gang 1 Way Lighting Switch 雙位單控照明開關掣	1	1	1	1	1	1	-	1	1	1	1	1	1	-	-	-	-	1	1	1	1	1	1	1	1	1	1	1	1	1	1	-
	TV Outlet 電視天線插座	1	1	1	1	1	1	-	1	1	1	1	1	1	-	-	-	-	1	1	1	1	1	1	1	1	1	1	1	1	1	1	-
	Telephone Outlet 電話插座	1	1	1	1	1	1	-	1	1	1	1	1	1	-	-	-	-	1	1	1	1	1	1	1	1	1	1	1	1	1	1	-
	13A Switched Fuse Spur Unit (*) for A/C Indoor Unit 13安培開關保險絲 (*) 供室內冷氣機	1	1	1	1	1	1	-	1	1	1	1	1	1	-	-	-	-	1	1	1	1	1	1	1	1	1	1	1	1	1	1	-
	13A Single Socket Outlet 13安培單位電插座	4	4	4	4	4	4	-	4	4	4	4	4	4	-	-	-	-	4	4	4	4	4	4	4	4	4	4	4	4	4	4	-
	13A Twin Socket Outlet 13安培雙位電插座	1	1	1	1	1	1	-	1	1	1	1	1	1	-	-	-	-	1	1	1	1	1	1	1	1	1	1	1	1	1	1	-
	Lighting Point 燈位	2	2	2	2	2	2	-	2	2	2	2	2	2	-	-	-	-	2	2	2	2	2	2	2	2	2	2	2	2	2	2	-

Notes:
1. "1, 2," denotes the quantity of such provision(s) provided in the residential flat.
2. Quantity of the lighting switch shown in the schedule denotes the quantity of switch faceplate.
3. "*" = has been used for connection of lighting or appliance.

備註：
1. "1, 2,"表示提供於該住宅單位內的裝置數量。
2. 說明表所顯示的燈掣數量是表示燈掣面板的數量。
3. "*" = 已用作連接燈具或設備。

FITTINGS, FINISHES AND APPLIANCES

裝置、裝修物料及設備

Schedule of Mechanical & Electrical Provisions of Residential Properties 住宅物業機電裝置數量說明表

Tower 2 第2座

Location 位置	Item 項目	3/F 3樓																																
		A1	A2	A3	A5	A6	A7	A8	B1	B2	B3	B5	B6	B7	C1	C2	C3	C5	C6	C7	C8	C9	C10	C11	C12	D1	D2	D3	D5	D6	D7	D8	D9	
Bedroom 2 睡房 2	1 Gang 1 Way Lighting Switch 單位單控照明開關掣	-	-	-	-	-	-	1	-	-	-	-	-	-	-	-	-	-	-	-	-	-	-	-	-	-	-	-	-	-	-	-	-	1
	TV Outlet 電視天線插座	-	-	-	-	-	-	1	-	-	-	-	-	-	-	-	-	-	-	-	-	-	-	-	-	-	-	-	-	-	-	-	-	1
	13A Switched Fuse Spur Unit (*) for A/C Indoor Unit 13安培開關保險絲 (*) 供室內冷氣機	-	-	-	-	-	-	1	-	-	-	-	-	-	-	-	-	-	-	-	-	-	-	-	-	-	-	-	-	-	-	-	-	1
	13A Single Socket Outlet 13安培單位電插座	-	-	-	-	-	-	2	-	-	-	-	-	-	-	-	-	-	-	-	-	-	-	-	-	-	-	-	-	-	-	-	-	2
	13A Twin Socket Outlet 13安培雙位電插座	-	-	-	-	-	-	1	-	-	-	-	-	-	-	-	-	-	-	-	-	-	-	-	-	-	-	-	-	-	-	-	-	1
	Lighting Point 燈位	-	-	-	-	-	-	1	-	-	-	-	-	-	-	-	-	-	-	-	-	-	-	-	-	-	-	-	-	-	-	-	-	-
Store Room 儲物房	1 Gang 1 Way Lighting Switch 單位單控照明開關掣	-	-	-	-	-	-	1	-	-	-	-	-	-	-	-	-	-	-	-	-	-	-	-	-	-	-	-	-	-	-	-	-	1
	13A Switched Fuse Spur Unit (*) for A/C Indoor Unit 13安培開關保險絲 (*) 供室內冷氣機	-	-	-	-	-	-	1	-	-	-	-	-	-	-	-	-	-	-	-	-	-	-	-	-	-	-	-	-	-	-	-	-	1
	13A Single Socket Outlet 13安培單位電插座	-	-	-	-	-	-	2	-	-	-	-	-	-	-	-	-	-	-	-	-	-	-	-	-	-	-	-	-	-	-	-	-	2
	Lighting Point 燈位	-	-	-	-	-	-	1	-	-	-	-	-	-	-	-	-	-	-	-	-	-	-	-	-	-	-	-	-	-	-	-	-	-
Bathroom 浴室	13A Switched Fuse Spur Unit (*) 13安培開關保險絲 (*)	1	1	1	1	1	1	1	1	1	1	1	1	1	1	1	1	1	1	1	1	1	1	1	1	1	1	1	1	1	1	1	1	1
	20A Switched Connection Unit (*) 20安培開關掣 (*)	1	1	1	1	1	1	1	1	1	1	1	1	1	1	1	1	1	1	1	1	1	1	1	1	1	1	1	1	1	1	1	1	1
	13A Single Socket Outlet 13安培單位電插座	1	1	1	1	1	1	1	1	1	1	1	1	1	1	1	1	1	1	1	1	1	1	1	1	1	1	1	1	1	1	1	1	1
	Lighting Point 燈位	3	3	3	3	3	3	3	3	3	3	3	3	3	3	3	3	3	3	3	3	3	3	3	3	3	3	3	3	3	3	3	3	3

Notes:

- "1, 2," denotes the quantity of such provision(s) provided in the residential flat.
- Quantity of the lighting switch shown in the schedule denotes the quantity of switch faceplate.
- "*" = has been used for connection of lighting or appliance.

備註：

- "1, 2,"表示提供於該住宅單位內的裝置數量。
- 說明表所顯示的燈掣數量是表示燈掣面板的數量。
- "*" = 已用作連接燈具或設備。

Schedule of Mechanical & Electrical Provisions of Residential Properties 住宅物業機電裝置數量說明表

Tower 2 第2座

Location 位置	Item 項目	3/F 3樓																															
		A1	A2	A3	A5	A6	A7	A8	B1	B2	B3	B5	B6	B7	C1	C2	C3	C5	C6	C7	C8	C9	C10	C11	C12	D1	D2	D3	D5	D6	D7	D8	D9
Utility Platform 工作平台	Lighting Point 燈位	-	-	-	-	-	-	1	-	-	-	-	-	-	-	-	-	-	-	-	-	-	-	-	-	-	-	-	-	-	-	-	1
	Weatherproof Isolating Switch for A/C Outdoor Unit 防水開關掣供室外冷氣機	-	-	-	-	-	-	1	-	-	-	-	-	-	-	-	-	-	-	-	-	-	-	-	-	-	-	-	-	-	-	1	
Balcony 露台	Lighting Point 燈位	1	1	1	1	1	1	1	1	1	1	1	1	1	1	1	1	1	1	1	1	1	1	1	1	1	1	1	1	1	1	1	
	Weatherproof Isolating Switch for A/C Outdoor Unit 防水開關掣供室外冷氣機	2	2	2	2	2	2	2	2	2	2	2	2	2	1	1	1	1	2	2	2	2	2	2	2	2	2	2	2	2	2	2	
Open Kitchen 開放式廚房	20A Switched Connection Unit (*) 20安培開關掣 (*)	1	1	1	1	1	1	1	1	1	1	1	1	1	1	1	1	1	1	1	1	1	1	1	1	1	1	1	1	1	1	1	
	13A Single Socket Outlet 13安培單位電插座	1	1	1	1	1	1	3	1	1	1	1	1	1	3	3	3	3	1	1	1	1	1	1	1	1	1	1	1	1	1	3	
	13A Twin Socket Outlet 13安培雙位電插座	1	1	1	1	1	1	1	1	1	1	1	1	1	1	1	1	1	1	1	1	1	1	1	1	1	1	1	1	1	1	1	
	13A Switched Fuse Spur Unit (*) 13安培開關保險絲 (*)	2	2	2	2	2	2	2	2	2	2	2	2	2	2	2	2	2	2	2	2	2	2	2	2	2	2	2	2	2	2	2	
	Connection Point For Washing Machine 洗衣機接駁點	1	1	1	1	1	1	1	1	1	1	1	1	1	1	1	1	1	1	1	1	1	1	1	1	1	1	1	1	1	1	1	
	Miniature Circuit Breaker Distribution Board 微型斷路器配電箱	-	-	-	-	-	-	1	-	-	-	-	-	-	1	1	1	1	-	-	-	-	-	-	-	-	-	-	-	-	-	1	
	Sprinkler 消防花灑頭	1	1	1	1	1	1	1	1	1	1	1	1	1	1	1	1	1	1	1	1	1	1	1	1	1	1	1	1	1	1	1	

Notes:

1. "1, 2," denotes the quantity of such provision(s) provided in the residential flat.

2. Quantity of the lighting switch shown in the schedule denotes the quantity of switch faceplate.

3. "*" = has been used for connection of lighting or appliance.

備註：

1. "1, 2,"表示提供於該住宅單位內的裝置數量。

2. 說明表所顯示的燈掣數量是表示燈掣面板的數量。

3. "*" = 已用作連接燈具或設備。

FITTINGS, FINISHES AND APPLIANCES

裝置、裝修物料及設備

Schedule of Mechanical & Electrical Provisions of Residential Properties 住宅物業機電裝置數量說明表

Tower 2 第2座

Location 位置	Item 項目	5/F - 7/F 5樓至7樓																															
		A1	A2	A3	A5	A6	A7	A8	B1	B2	B3	B5	B6	B7	C1	C2	C3	C5	C6	C7	C8	C9	C10	C11	C12	D1	D2	D3	D5	D6	D7	D8	D9
Entrance 門口	2 Gang 1 Way Lighting Switch 雙位單控照明開關掣	-	-	-	-	-	-	1	-	-	-	-	-	-	-	1	1	1	-	-	-	-	-	-	-	-	-	-	-	-	-	-	-
	3 Gang 1 Way Lighting Switch 3位單控照明開關掣	2	2	2	2	2	2	1	2	2	2	2	2	2	1	1	1	1	2	2	2	2	2	2	2	2	2	2	2	2	2	2	1
	13A Single Socket Outlet 13安培單位電插座	2	2	2	2	2	2	-	2	2	2	2	2	2	-	-	-	-	2	2	2	2	2	2	2	2	2	2	2	2	2	-	
	Video Door Phone 視像對講機	1	1	1	1	1	1	1	1	1	1	1	1	1	1	1	1	1	1	1	1	1	1	1	1	1	1	1	1	1	1	-	
	Miniature Circuit Breaker Distribution Board 微型斷路器配電箱	1	1	1	1	1	1	-	1	1	1	1	1	1	-	-	-	-	1	1	1	1	1	1	1	1	1	1	1	1	1	-	
	Lighting Point 燈位	1	1	1	1	1	1	1	1	1	1	1	1	1	1	1	1	1	1	1	1	1	1	1	1	1	1	1	1	1	1	1	
Living Room / Dining Room 客廳 / 飯廳	1 Gang 1 Way Lighting Switch 單位單控照明開關掣	1	1	1	1	1	1	1	1	1	1	1	1	1	1	1	1	1	1	1	1	1	1	1	1	1	1	1	1	1	1	1	
	2 Gang 1 Way Lighting Switch 雙位單控照明開關掣	-	-	-	-	-	-	1	-	-	-	-	-	-	1	-	-	-	-	-	-	-	-	-	-	-	-	-	-	-	-	2	
	TV Outlet 電視天線插座	1	1	1	1	1	1	1	1	2	1	2	1	2	1	1	1	1	1	1	1	1	1	1	2	1	1	1	1	1	1	1	
	Telephone Outlet 電話插座	1	1	1	1	1	1	1	1	2	1	2	1	2	1	1	1	1	1	1	1	1	1	1	2	1	1	1	1	1	1	1	
	13A Switched Fuse Spur Unit (*) for A/C Indoor Unit 13安培開關保險絲 (*) 供室內冷氣機	1	1	1	1	1	1	1	1	1	1	1	1	1	1	1	1	1	1	1	1	1	1	1	1	1	1	1	1	1	1	1	
	13A Single Socket Outlet 13安培單位電插座	1	1	1	1	1	1	1	1	1	1	1	1	1	2	2	2	2	1	1	1	1	1	1	1	1	1	1	1	1	1	1	
	13A Twin Socket Outlet 13安培雙位電插座	2	2	2	2	2	2	2	2	2	2	2	2	2	2	2	2	2	2	2	2	2	2	2	2	2	2	2	2	2	2	2	
	Video Door Phone 視像對講機	-	-	-	-	-	-	-	-	-	-	-	-	-	-	-	-	-	-	-	-	-	-	-	-	-	-	-	-	-	-	1	
	Multi Sensor 感應器	1	1	1	1	1	1	1	1	1	1	1	1	1	1	1	1	1	1	1	1	1	1	1	1	1	1	1	1	1	1	1	
	Lighting Point 燈位	2	2	2	2	2	2	3	2	2	2	2	2	2	2	2	2	2	2	2	2	2	2	2	2	2	2	2	2	2	2	2	3

Notes:

- "1, 2," denotes the quantity of such provision(s) provided in the residential flat.
- Quantity of the lighting switch shown in the schedule denotes the quantity of switch faceplate.
- "*" = has been used for connection of lighting or appliance.

備註：

- "1, 2,"表示提供於該住宅單位內的裝置數量。
- 說明表所顯示的燈掣數量是表示燈掣面板的數量。
- "*" = 已用作連接燈具或設備。

FITTINGS, FINISHES AND APPLIANCES

裝置、裝修物料及設備

Schedule of Mechanical & Electrical Provisions of Residential Properties 住宅物業機電裝置數量說明表

Tower 2 第2座

Location 位置	Item 項目	5/F - 7/F 5樓至7樓																																
		A1	A2	A3	A5	A6	A7	A8	B1	B2	B3	B5	B6	B7	C1	C2	C3	C5	C6	C7	C8	C9	C10	C11	C12	D1	D2	D3	D5	D6	D7	D8	D9	
Master Bedroom 主人睡房	1 Gang 1 Way Lighting Switch 單位單控照明開關掣	-	-	-	-	-	-	2	-	-	-	-	-	-	-	-	-	-	-	-	-	-	-	-	-	-	-	-	-	-	-	-	2	
	TV Outlet 電視天線插座	-	-	-	-	-	-	1	-	-	-	-	-	-	-	-	-	-	-	-	-	-	-	-	-	-	-	-	-	-	-	-	1	
	Telephone Outlet 電話插座	-	-	-	-	-	-	1	-	-	-	-	-	-	-	-	-	-	-	-	-	-	-	-	-	-	-	-	-	-	-	-	1	
	13A Switched Fuse Spur Unit (*) for A/C Indoor Unit 13安培開關保險絲 (*) 供室內冷氣機	-	-	-	-	-	-	1	-	-	-	-	-	-	-	-	-	-	-	-	-	-	-	-	-	-	-	-	-	-	-	-	1	
	13A Single Socket Outlet 13安培單位電插座	-	-	-	-	-	-	2	-	-	-	-	-	-	-	-	-	-	-	-	-	-	-	-	-	-	-	-	-	-	-	-	2	
	13A Twin Socket Outlet 13安培雙位電插座	-	-	-	-	-	-	1	-	-	-	-	-	-	-	-	-	-	-	-	-	-	-	-	-	-	-	-	-	-	-	-	-	1
	Lighting Point 燈位	-	-	-	-	-	-	1	-	-	-	-	-	-	-	-	-	-	-	-	-	-	-	-	-	-	-	-	-	-	-	-	-	1
Bedroom 1 睡房 1	2 Gang 1 Way Lighting Switch 雙位單控照明開關掣	1	1	1	1	1	1	-	1	1	1	1	1	1	-	-	-	-	1	1	1	1	1	1	1	1	1	1	1	1	1	1	-	
	TV Outlet 電視天線插座	1	1	1	1	1	1	-	1	1	1	1	1	1	-	-	-	-	1	1	1	1	1	1	1	1	1	1	1	1	1	1	-	
	Telephone Outlet 電話插座	1	1	1	1	1	1	-	1	1	1	1	1	1	-	-	-	-	1	1	1	1	1	1	1	1	1	1	1	1	1	1	-	
	13A Switched Fuse Spur Unit (*) for A/C Indoor Unit 13安培開關保險絲 (*) 供室內冷氣機	1	1	1	1	1	1	-	1	1	1	1	1	1	-	-	-	-	1	1	1	1	1	1	1	1	1	1	1	1	1	1	-	
	13A Single Socket Outlet 13安培單位電插座	4	4	4	4	4	4	-	4	4	4	4	4	4	-	-	-	-	4	4	4	4	4	4	4	4	4	4	4	4	4	4	-	
	13A Twin Socket Outlet 13安培雙位電插座	1	1	1	1	1	1	-	1	1	1	1	1	1	-	-	-	-	1	1	1	1	1	1	1	1	1	1	1	1	1	1	-	
	Lighting Point 燈位	2	2	2	2	2	2	-	2	2	2	2	2	2	-	-	-	-	2	2	2	2	2	2	2	2	2	2	2	2	2	2	-	

Notes:

- "1, 2," denotes the quantity of such provision(s) provided in the residential flat.
- Quantity of the lighting switch shown in the schedule denotes the quantity of switch faceplate.
- "*" = has been used for connection of lighting or appliance.

備註：

- "1, 2, ………"表示提供於該住宅單位內的裝置數量。
- 說明表所顯示的燈掣數量是表示燈掣面板的數量。
- "*" = 已用作連接燈具或設備。

FITTINGS, FINISHES AND APPLIANCES

裝置、裝修物料及設備

Schedule of Mechanical & Electrical Provisions of Residential Properties 住宅物業機電裝置數量說明表

Tower 2 第2座

Location 位置	Item 項目	5/F - 7/F 5樓至7樓																															
		A1	A2	A3	A5	A6	A7	A8	B1	B2	B3	B5	B6	B7	C1	C2	C3	C5	C6	C7	C8	C9	C10	C11	C12	D1	D2	D3	D5	D6	D7	D8	D9
Bedroom 2 睡房 2	1 Gang 1 Way Lighting Switch 單位單控照明開關掣	-	-	-	-	-	-	1	-	-	-	-	-	-	-	-	-	-	-	-	-	-	-	-	-	-	-	-	-	-	-	-	1
	TV Outlet 電視天線插座	-	-	-	-	-	-	1	-	-	-	-	-	-	-	-	-	-	-	-	-	-	-	-	-	-	-	-	-	-	-	-	1
	13A Switched Fuse Spur Unit (*) for A/C Indoor Unit 13安培開關保險絲 (*) 供室內冷氣機	-	-	-	-	-	-	1	-	-	-	-	-	-	-	-	-	-	-	-	-	-	-	-	-	-	-	-	-	-	-	-	1
	13A Single Socket Outlet 13安培單位電插座	-	-	-	-	-	-	2	-	-	-	-	-	-	-	-	-	-	-	-	-	-	-	-	-	-	-	-	-	-	-	-	2
	13A Twin Socket Outlet 13安培雙位電插座	-	-	-	-	-	-	1	-	-	-	-	-	-	-	-	-	-	-	-	-	-	-	-	-	-	-	-	-	-	-	-	1
	Lighting Point 燈位	-	-	-	-	-	-	1	-	-	-	-	-	-	-	-	-	-	-	-	-	-	-	-	-	-	-	-	-	-	-	-	-
Store Room 儲物房	1 Gang 1 Way Lighting Switch 單位單控照明開關掣	-	-	-	-	-	-	1	-	-	-	-	-	-	-	-	-	-	-	-	-	-	-	-	-	-	-	-	-	-	-	-	1
	13A Switched Fuse Spur Unit (*) for A/C Indoor Unit 13安培開關保險絲 (*) 供室內冷氣機	-	-	-	-	-	-	1	-	-	-	-	-	-	-	-	-	-	-	-	-	-	-	-	-	-	-	-	-	-	-	-	1
	13A Single Socket Outlet 13安培單位電插座	-	-	-	-	-	-	2	-	-	-	-	-	-	-	-	-	-	-	-	-	-	-	-	-	-	-	-	-	-	-	-	2
	Lighting Point 燈位	-	-	-	-	-	-	1	-	-	-	-	-	-	-	-	-	-	-	-	-	-	-	-	-	-	-	-	-	-	-	-	1
Bathroom 浴室	13A Switched Fuse Spur Unit (*) 13安培開關保險絲 (*)	1	1	1	1	1	1	1	1	1	1	1	1	1	1	1	1	1	1	1	1	1	1	1	1	1	1	1	1	1	1	1	1
	20A Switched Connection Unit (*) 20安培開關掣 (*)	1	1	1	1	1	1	1	1	1	1	1	1	1	1	1	1	1	1	1	1	1	1	1	1	1	1	1	1	1	1	1	1
	13A Single Socket Outlet 13安培單位電插座	1	1	1	1	1	1	1	1	1	1	1	1	1	1	1	1	1	1	1	1	1	1	1	1	1	1	1	1	1	1	1	1
	Lighting Point 燈位	3	3	3	3	3	3	3	3	3	3	3	3	3	3	3	3	3	3	3	3	3	3	3	3	3	3	3	3	3	3	3	3

Notes:

- "1, 2," denotes the quantity of such provision(s) provided in the residential flat.
- Quantity of the lighting switch shown in the schedule denotes the quantity of switch faceplate.
- "*" = has been used for connection of lighting or appliance.

備註：

- "1, 2,"表示提供於該住宅單位內的裝置數量。
- 說明表所顯示的燈掣數量是表示燈掣面板的數量。
- "*" = 已用作連接燈具或設備。

FITTINGS, FINISHES AND APPLIANCES
裝置、裝修物料及設備

Schedule of Mechanical & Electrical Provisions of Residential Properties 住宅物業機電裝置數量說明表

Tower 2 第2座

Location 位置	Item 項目	5/F - 7/F 5樓至7樓																															
		A1	A2	A3	A5	A6	A7	A8	B1	B2	B3	B5	B6	B7	C1	C2	C3	C5	C6	C7	C8	C9	C10	C11	C12	D1	D2	D3	D5	D6	D7	D8	D9
Utility Platform 工作平台	Lighting Point 燈位	-	-	-	-	-	-	1	-	-	-	-	-	-	-	-	-	-	-	-	-	-	-	-	-	-	-	-	-	-	-	-	1
	Weatherproof Isolating Switch for A/C Outdoor Unit 防水開關掣供室外冷氣機	-	-	-	-	-	-	1	-	-	-	-	-	-	-	-	-	-	-	-	-	-	-	-	-	-	-	-	-	-	-	1	
Balcony 露台	Lighting Point 燈位	1	1	1	1	1	1	1	1	1	1	1	1	1	1	1	1	1	1	1	1	1	1	1	1	1	1	1	1	1	1	1	
	Weatherproof Isolating Switch for A/C Outdoor Unit 防水開關掣供室外冷氣機	2	2	2	2	2	2	2	2	2	2	2	2	2	1	1	1	1	2	2	2	2	2	2	2	2	2	2	2	2	2	2	
Open Kitchen 開放式廚房	20A Switched Connection Unit (*) 20安培開關掣 (*)	1	1	1	1	1	1	1	1	1	1	1	1	1	1	1	1	1	1	1	1	1	1	1	1	1	1	1	1	1	1	1	
	13A Single Socket Outlet 13安培單位電插座	1	1	1	1	1	1	3	1	1	1	1	1	1	3	3	3	3	1	1	1	1	1	1	1	1	1	1	1	1	1	3	
	13A Twin Socket Outlet 13安培雙位電插座	1	1	1	1	1	1	1	1	1	1	1	1	1	1	1	1	1	1	1	1	1	1	1	1	1	1	1	1	1	1	1	
	13A Switched Fuse Spur Unit (*) 13安培開關保險絲 (*)	2	2	2	2	2	2	2	2	2	2	2	2	2	2	2	2	2	2	2	2	2	2	2	2	2	2	2	2	2	2	2	
	Connection Point For Washing Machine 洗衣機接駁點	1	1	1	1	1	1	1	1	1	1	1	1	1	1	1	1	1	1	1	1	1	1	1	1	1	1	1	1	1	1	1	
	Miniature Circuit Breaker Distribution Board 微型斷路器配電箱	-	-	-	-	-	-	1	-	-	-	-	-	-	1	1	1	1	-	-	-	-	-	-	-	-	-	-	-	-	-	1	
	Sprinkler 消防花灑頭	1	1	1	1	1	1	1	1	1	1	1	1	1	1	1	1	1	1	1	1	1	1	1	1	1	1	1	1	1	1	1	

Notes:
1. "1, 2," denotes the quantity of such provision(s) provided in the residential flat.
2. Quantity of the lighting switch shown in the schedule denotes the quantity of switch faceplate.
3. "*" = has been used for connection of lighting or appliance.

備註：
1. "1, 2,"表示提供於該住宅單位內的裝置數量。
2. 說明表所顯示的燈掣數量是表示燈掣面板的數量。
3. "*" = 已用作連接燈具或設備。

FITTINGS, FINISHES AND APPLIANCES

裝置、裝修物料及設備

Schedule of Mechanical & Electrical Provisions of Residential Properties 住宅物業機電裝置數量說明表

Tower 2 第2座

Location 位置	Item 項目	8/F - 12/F and 15/F - 19/F 8樓至12樓及15樓至19樓																															
		A1	A2	A3	A5	A6	A7	A8	B1	B2	B3	B5	B6	B7	C1	C2	C3	C5	C6	C7	C8	C9	C10	C11	C12	D1	D2	D3	D5	D6	D7	D8	D9
Entrance 門口	2 Gang 1 Way Lighting Switch 雙位單控照明開關掣	-	-	-	-	-	-	1	-	-	-	-	-	-	-	1	1	1	-	-	-	-	-	-	-	-	-	-	-	-	-	-	-
	3 Gang 1 Way Lighting Switch 3位單控照明開關掣	2	2	2	2	2	2	1	2	2	2	2	2	2	1	1	1	1	2	2	2	2	2	2	2	2	2	2	2	2	2	2	1
	13A Single Socket Outlet 13安培單位電插座	2	2	2	2	2	2	-	2	2	2	2	2	2	-	-	-	-	2	2	2	2	2	2	2	2	2	2	2	2	2	-	
	Video Door Phone 視像對講機	1	1	1	1	1	1	1	1	1	1	1	1	1	1	1	1	1	1	1	1	1	1	1	1	1	1	1	1	1	1	-	
	Miniature Circuit Breaker Distribution Board 微型斷路器配電箱	1	1	1	1	1	1	-	1	1	1	1	1	1	-	-	-	-	1	1	1	1	1	1	1	1	1	1	1	1	1	-	
	Lighting Point 燈位	1	1	1	1	1	1	1	1	1	1	1	1	1	1	1	1	1	1	1	1	1	1	1	1	1	1	1	1	1	1	1	1
Living Room / Dining Room 客廳 / 飯廳	1 Gang 1 Way Lighting Switch 單位單控照明開關掣	1	1	1	1	1	1	1	1	1	1	1	1	1	1	1	1	1	1	1	1	1	1	1	1	1	1	1	1	1	1	1	
	2 Gang 1 Way Lighting Switch 雙位單控照明開關掣	-	-	-	-	-	-	1	-	-	-	-	-	-	1	-	-	-	-	-	-	-	-	-	-	-	-	-	-	-	-	2	
	TV Outlet 電視天線插座	1	1	1	1	1	1	1	1	2	1	2	1	2	1	1	1	1	1	1	1	1	1	1	1	1	1	1	1	1	1	1	
	Telephone Outlet 電話插座	1	1	1	1	1	1	1	1	2	1	2	1	2	1	1	1	1	1	1	1	1	1	1	1	1	1	1	1	1	1	1	
	13A Switched Fuse Spur Unit (*) for A/C Indoor Unit 13安培開關保險絲 (*) 供室內冷氣機	1	1	1	1	1	1	1	1	1	1	1	1	1	1	1	1	1	1	1	1	1	1	1	1	1	1	1	1	1	1	1	
	13A Single Socket Outlet 13安培單位電插座	1	1	1	1	1	1	1	1	1	1	1	1	1	2	2	2	2	1	1	1	1	1	1	1	1	1	1	1	1	1	1	
	13A Twin Socket Outlet 13安培雙位電插座	2	2	2	2	2	2	2	2	2	2	2	2	2	2	2	2	2	2	2	2	2	2	2	2	2	2	2	2	2	2	2	
	Video Door Phone 視像對講機	-	-	-	-	-	-	-	-	-	-	-	-	-	-	-	-	-	-	-	-	-	-	-	-	-	-	-	-	-	-	1	
	Multi Sensor 感應器	1	1	1	1	1	1	1	1	1	1	1	1	1	1	1	1	1	1	1	1	1	1	1	1	1	1	1	1	1	1	1	
	Lighting Point 燈位	2	2	2	2	2	2	3	2	2	2	2	2	2	2	2	2	2	2	2	2	2	2	2	2	2	2	2	2	2	2	2	3
	TV Outlet (*) 電視天線插座 (*)	-	-	-	-	-	-	-	-	-	-	-	-	-	-	-	1 [#]	-	-	-	-	-	-	-	-	-	-	-	-	-	-	-	-
	13A Single Socket Outlet (*) 13安培單位電插座(*)	-	-	-	-	-	-	-	-	-	-	-	-	-	-	-	1 [#]	-	-	-	-	-	-	-	-	-	-	-	-	-	-	-	-

Notes:

- "1, 2," denotes the quantity of such provision(s) provided in the residential flat.
- Quantity of the lighting switch shown in the schedule denotes the quantity of switch faceplate.
- "*" = has been used for connection of lighting or appliance.
- "#" indicates that the appliance is applicable to Flat C3 at 18/F of Tower 2 only.

備註：

- "1, 2,"表示提供於該住宅單位內的裝置數量。
- 說明表所顯示的燈掣數量是表示燈掣面板的數量。
- "*" = 已用作連接燈具或設備。
- "#" 代表該設備只適用於第2座18樓C3單位。

FITTINGS, FINISHES AND APPLIANCES

裝置、裝修物料及設備

Schedule of Mechanical & Electrical Provisions of Residential Properties 住宅物業機電裝置數量說明表

Tower 2 第2座

Location 位置	Item 項目	8/F - 12/F and 15/F - 19/F 8樓至12樓及15樓至19樓																																
		A1	A2	A3	A5	A6	A7	A8	B1	B2	B3	B5	B6	B7	C1	C2	C3	C5	C6	C7	C8	C9	C10	C11	C12	D1	D2	D3	D5	D6	D7	D8	D9	
Master Bedroom 主人睡房	1 Gang 1 Way Lighting Switch 單位單控照明開關掣	-	-	-	-	-	-	2	-	-	-	-	-	-	-	-	-	-	-	-	-	-	-	-	-	-	-	-	-	-	-	-	2	
	TV Outlet 電視天線插座	-	-	-	-	-	-	1	-	-	-	-	-	-	-	-	-	-	-	-	-	-	-	-	-	-	-	-	-	-	-	-	1	
	Telephone Outlet 電話插座	-	-	-	-	-	-	1	-	-	-	-	-	-	-	-	-	-	-	-	-	-	-	-	-	-	-	-	-	-	-	-	1	
	13A Switched Fuse Spur Unit (*) for A/C Indoor Unit 13安培開關保險絲 (*) 供室內冷氣機	-	-	-	-	-	-	1	-	-	-	-	-	-	-	-	-	-	-	-	-	-	-	-	-	-	-	-	-	-	-	-	1	
	13A Single Socket Outlet 13安培單位電插座	-	-	-	-	-	-	2	-	-	-	-	-	-	-	-	-	-	-	-	-	-	-	-	-	-	-	-	-	-	-	-	2	
	13A Twin Socket Outlet 13安培雙位電插座	-	-	-	-	-	-	1	-	-	-	-	-	-	-	-	-	-	-	-	-	-	-	-	-	-	-	-	-	-	-	-	1	
	Lighting Point 燈位	-	-	-	-	-	-	1	-	-	-	-	-	-	-	-	-	-	-	-	-	-	-	-	-	-	-	-	-	-	-	-	1	
Bedroom 1 睡房 1	2 Gang 1 Way Lighting Switch 雙位單控照明開關掣	1	1	1	1	1	1	-	1	1	1	1	1	1	-	-	-	-	1	1	1	1	1	1	1	1	1	1	1	1	1	1	-	
	TV Outlet 電視天線插座	1	1	1	1	1	1	-	1	1	1	1	1	1	-	-	-	-	1	1	1	1	1	1	1	1	1	1	1	1	1	1	-	
	Telephone Outlet 電話插座	1	1	1	1	1	1	-	1	1	1	1	1	1	-	-	-	-	1	1	1	1	1	1	1	1	1	1	1	1	1	1	-	
	13A Switched Fuse Spur Unit (*) for A/C Indoor Unit 13安培開關保險絲 (*) 供室內冷氣機	1	1	1	1	1	1	-	1	1	1	1	1	1	-	-	-	-	1	1	1	1	1	1	1	1	1	1	1	1	1	1	-	
	13A Single Socket Outlet 13安培單位電插座	4	4	4	4	4	4	-	4	4	4	4	4	4	-	-	-	-	4	4	4	4	4	4	4	4	4	4	4	4	4	4	-	
	13A Twin Socket Outlet 13安培雙位電插座	1	1	1	1	1	1	-	1	1	1	1	1	1	-	-	-	-	1	1	1	1	1	1	1	1	1	1	1	1	1	1	-	
	Lighting Point 燈位	2	2	2	2	2	2	-	2	2	2	2	2	2	-	-	-	-	2	2	2	2	2	2	2	2	2	2	2	2	2	2	-	

Notes:

- "1, 2," denotes the quantity of such provision(s) provided in the residential flat.
- Quantity of the lighting switch shown in the schedule denotes the quantity of switch faceplate.
- "*" = has been used for connection of lighting or appliance.

備註：

- "1, 2, ………"表示提供於該住宅單位內的裝置數量。
- 說明表所顯示的燈掣數量是表示燈掣面板的數量。
- "*" = 已用作連接燈具或設備。

Schedule of Mechanical & Electrical Provisions of Residential Properties 住宅物業機電裝置數量說明表

Tower 2 第2座

Location 位置	Item 項目	8/F - 12/F and 15/F - 19/F 8樓至12樓及15樓至19樓																																
		A1	A2	A3	A5	A6	A7	A8	B1	B2	B3	B5	B6	B7	C1	C2	C3	C5	C6	C7	C8	C9	C10	C11	C12	D1	D2	D3	D5	D6	D7	D8	D9	
Bedroom 2 睡房 2	1 Gang 1 Way Lighting Switch 單位單控照明開關掣	-	-	-	-	-	-	1	-	-	-	-	-	-	-	-	-	-	-	-	-	-	-	-	-	-	-	-	-	-	-	-	1	
	TV Outlet 電視天線插座	-	-	-	-	-	-	1	-	-	-	-	-	-	-	-	-	-	-	-	-	-	-	-	-	-	-	-	-	-	-	-	1	
	13A Switched Fuse Spur Unit (*) for A/C Indoor Unit 13安培開關保險絲 (*) 供室內冷氣機	-	-	-	-	-	-	1	-	-	-	-	-	-	-	-	-	-	-	-	-	-	-	-	-	-	-	-	-	-	-	-	1	
	13A Single Socket Outlet 13安培單位電插座	-	-	-	-	-	-	2	-	-	-	-	-	-	-	-	-	-	-	-	-	-	-	-	-	-	-	-	-	-	-	-	2	
	13A Twin Socket Outlet 13安培雙位電插座	-	-	-	-	-	-	1	-	-	-	-	-	-	-	-	-	-	-	-	-	-	-	-	-	-	-	-	-	-	-	-	1	
	Lighting Point 燈位	-	-	-	-	-	-	1	-	-	-	-	-	-	-	-	-	-	-	-	-	-	-	-	-	-	-	-	-	-	-	-	-	1
Store Room 儲物房	1 Gang 1 Way Lighting Switch 單位單控照明開關掣	-	-	-	-	-	-	1	-	-	-	-	-	-	-	-	-	-	-	-	-	-	-	-	-	-	-	-	-	-	-	-	-	1
	13A Switched Fuse Spur Unit (*) for A/C Indoor Unit 13安培開關保險絲 (*) 供室內冷氣機	-	-	-	-	-	-	1	-	-	-	-	-	-	-	-	-	-	-	-	-	-	-	-	-	-	-	-	-	-	-	-	-	1
	13A Single Socket Outlet 13安培單位電插座	-	-	-	-	-	-	2	-	-	-	-	-	-	-	-	-	-	-	-	-	-	-	-	-	-	-	-	-	-	-	-	-	2
	Lighting Point 燈位	-	-	-	-	-	-	1	-	-	-	-	-	-	-	-	-	-	-	-	-	-	-	-	-	-	-	-	-	-	-	-	-	1
Bathroom 浴室	13A Switched Fuse Spur Unit (*) 13安培開關保險絲 (*)	1	1	1	1	1	1	1	1	1	1	1	1	1	1	1	1	1	1	1	1	1	1	1	1	1	1	1	1	1	1	1	1	
	20A Switched Connection Unit (*) 20安培開關掣 (*)	1	1	1	1	1	1	1	1	1	1	1	1	1	1	1	1	1	1	1	1	1	1	1	1	1	1	1	1	1	1	1	1	
	13A Single Socket Outlet 13安培單位電插座	1	1	1	1	1	1	1	1	1	1	1	1	1	1	1	1	1	1	1	1	1	1	1	1	1	1	1	1	1	1	1	1	
	Lighting Point 燈位	3	3	3	3	3	3	3	3	3	3	3	3	3	3	3	3	3	3	3	3	3	3	3	3	3	3	3	3	3	3	3	3	

Notes:

- "1, 2," denotes the quantity of such provision(s) provided in the residential flat.
- Quantity of the lighting switch shown in the schedule denotes the quantity of switch faceplate.
- "*" = has been used for connection of lighting or appliance.

備註：

- "1, 2,"表示提供於該住宅單位內的裝置數量。
- 說明表所顯示的燈掣數量是表示燈掣面板的數量。
- "*" = 已用作連接燈具或設備。

Schedule of Mechanical & Electrical Provisions of Residential Properties 住宅物業機電裝置數量說明表

Tower 2 第2座

Location 位置	Item 項目	8/F - 12/F and 15/F - 19/F 8樓至12樓及15樓至19樓																															
		A1	A2	A3	A5	A6	A7	A8	B1	B2	B3	B5	B6	B7	C1	C2	C3	C5	C6	C7	C8	C9	C10	C11	C12	D1	D2	D3	D5	D6	D7	D8	D9
Utility Platform 工作平台	Lighting Point 燈位	-	-	-	-	-	-	1	-	-	-	-	-	-	-	-	-	-	-	-	-	-	-	-	-	-	-	-	-	-	-	-	1
	Weatherproof Isolating Switch for A/C Outdoor Unit 防水開關掣供室外冷氣機	-	-	-	-	-	-	1	-	-	-	-	-	-	-	-	-	-	-	-	-	-	-	-	-	-	-	-	-	-	-	-	1
Balcony 露台	Lighting Point 燈位	1	1	1	1	1	1	1	1	1	1	1	1	1	1	1	1	1	1	1	1	1	1	1	1	1	1	1	1	1	1	1	1
	Weatherproof Isolating Switch for A/C Outdoor Unit 防水開關掣供室外冷氣機	2	2	2	2	2	2	2	2	2	2	2	2	2	1	1	1	1	2	2	2	2	2	2	2	2	2	2	2	2	2	2	2
Open Kitchen 開放式廚房	20A Switched Connection Unit (*) 20安培開關掣 (*)	1	1	1	1	1	1	1	1	1	1	1	1	1	1	1	1	1	1	1	1	1	1	1	1	1	1	1	1	1	1	1	
	13A Single Socket Outlet 13安培單位電插座	1	1	1	1	1	1	3	1	1	1	1	1	1	3	3	3	3	1	1	1	1	1	1	1	1	1	1	1	1	1	1	3
	13A Twin Socket Outlet 13安培雙位電插座	1	1	1	1	1	1	1	1	1	1	1	1	1	1	1	1	1	1	1	1	1	1	1	1	1	1	1	1	1	1	1	1
	13A Switched Fuse Spur Unit (*) 13安培開關保險絲 (*)	2	2	2	2	2	2	2	2	2	2	2	2	2	2	2	2	2	2	2	2	2	2	2	2	2	2	2	2	2	2	2	2
	Connection Point For Washing Machine 洗衣機接駁點	1	1	1	1	1	1	1	1	1	1	1	1	1	1	1	1	1	1	1	1	1	1	1	1	1	1	1	1	1	1	1	1
	Miniature Circuit Breaker Distribution Board 微型斷路器配電箱	-	-	-	-	-	-	1	-	-	-	-	-	-	1	1	1	1	-	-	-	-	-	-	-	-	-	-	-	-	-	-	1
	Sprinkler 消防花灑頭	1	1	1	1	1	1	1	1	1	1	1	1	1	1	1	1	1	1	1	1	1	1	1	1	1	1	1	1	1	1	1	1

Notes:

1. "1, 2," denotes the quantity of such provision(s) provided in the residential flat.

2. Quantity of the lighting switch shown in the schedule denotes the quantity of switch faceplate.

3. "*" = has been used for connection of lighting or appliance.

備註：

1. "1, 2,"表示提供於該住宅單位內的裝置數量。

2. 說明表所顯示的燈掣數量是表示燈掣面板的數量。

3. "*" = 已用作連接燈具或設備。

FITTINGS, FINISHES AND APPLIANCES

裝置、裝修物料及設備

Schedule of Mechanical & Electrical Provisions of Residential Properties 住宅物業機電裝置數量說明表

Tower 2 第2座

Location 位置	Item 項目	20/F 20樓																																
		A1	A2	A3	A5	A6	A7	A8	B1	B2	B3	B5	B6	B7	C1	C2	C3	C5	C6	C7	C8	C9	C10	C11	C12	D1	D2	D3	D5	D6	D7	D8	D9	
Entrance 門口	2 Gang 1 Way Lighting Switch 雙位單控照明開關掣	-	-	-	-	-	-	1	-	-	-	-	-	-	-	1	1	1	-	-	-	-	-	-	-	-	-	-	-	-	-	-	-	-
	3 Gang 1 Way Lighting Switch 3位單控照明開關掣	2	2	2	2	2	2	1	2	2	2	2	2	2	1	1	1	1	2	2	2	2	2	2	2	2	2	2	2	2	2	2	2	1
	13A Single Socket Outlet 13安培單位電插座	2	2	2	2	2	2	-	2	2	2	2	2	2	-	-	-	-	2	2	2	2	2	2	2	2	2	2	2	2	2	2	-	
	Video Door Phone 視像對講機	1	1	1	1	1	1	1	1	1	1	1	1	1	1	1	1	1	1	1	1	1	1	1	1	1	1	1	1	1	1	1	-	
	Miniature Circuit Breaker Distribution Board 微型斷路器配電箱	1	1	1	1	1	1	-	1	1	1	1	1	1	-	-	-	-	1	1	1	1	1	1	1	1	1	1	1	1	1	1	-	
	Lighting Point 燈位	1	1	1	1	1	1	1	1	1	1	1	1	1	1	1	1	1	1	1	1	1	1	1	1	1	1	1	1	1	1	1	1	
Living Room / Dining Room 客廳 / 飯廳	1 Gang 1 Way Lighting Switch 單位單控照明開關掣	1	1	1	1	1	1	1	1	1	1	1	1	1	1	1	1	1	1	1	1	1	1	1	1	1	1	1	1	1	1	1	1	
	2 Gang 1 Way Lighting Switch 雙位單控照明開關掣	-	-	-	-	-	-	1	-	-	-	-	-	-	1	-	-	-	-	-	-	-	-	-	-	-	-	-	-	-	-	-	2	
	TV Outlet 電視天線插座	1	1	1	1	1	1	1	1	1	1	2	1	2	1	1	1	1	1	1	1	1	1	1	1	1	1	1	1	1	1	1	1	
	Telephone Outlet 電話插座	1	1	1	1	1	1	1	1	1	1	2	1	2	1	1	1	1	1	1	1	1	1	1	1	1	1	1	1	1	1	1	1	
	13A Switched Fuse Spur Unit (*) for A/C Indoor Unit 13安培開關保險絲 (*) 供室內冷氣機	1	1	1	1	1	1	1	1	1	1	1	1	1	1	1	1	1	1	1	1	1	1	1	1	1	1	1	1	1	1	1	1	
	13A Single Socket Outlet 13安培單位電插座	1	1	1	1	1	1	1	1	1	1	1	1	1	2	2	2	2	1	1	1	1	1	1	1	1	1	1	1	1	1	1	1	
	13A Twin Socket Outlet 13安培雙位電插座	2	2	2	2	2	2	2	2	2	2	2	2	2	2	2	2	2	2	2	2	2	2	2	2	2	2	2	2	2	2	2	2	
	Video Door Phone 視像對講機	-	-	-	-	-	-	-	-	-	-	-	-	-	-	-	-	-	-	-	-	-	-	-	-	-	-	-	-	-	-	-	1	
	Multi Sensor 感應器	1	1	1	1	1	1	1	1	1	1	1	1	1	1	1	1	1	1	1	1	1	1	1	1	1	1	1	1	1	1	1	1	
	Lighting Point 燈位	2	2	2	2	2	2	3	2	2	2	2	2	2	2	2	2	2	2	2	2	2	2	2	2	2	2	2	2	2	2	2	2	3

Notes:

- "1, 2," denotes the quantity of such provision(s) provided in the residential flat.
- Quantity of the lighting switch shown in the schedule denotes the quantity of switch faceplate.
- "*" = has been used for connection of lighting or appliance.

備註：

- "1, 2,"表示提供於該住宅單位內的裝置數量。
- 說明表所顯示的燈掣數量是表示燈掣面板的數量。
- "*" = 已用作連接燈具或設備。

FITTINGS, FINISHES AND APPLIANCES

裝置、裝修物料及設備

Schedule of Mechanical & Electrical Provisions of Residential Properties 住宅物業機電裝置數量說明表

Tower 2 第2座

Location 位置	Item 項目	20/F 20樓																															
		A1	A2	A3	A5	A6	A7	A8	B1	B2	B3	B5	B6	B7	C1	C2	C3	C5	C6	C7	C8	C9	C10	C11	C12	D1	D2	D3	D5	D6	D7	D8	D9
Master Bedroom 主人睡房	1 Gang 1 Way Lighting Switch 單位單控照明開關掣	-	-	-	-	-	-	2	-	-	-	-	-	-	-	-	-	-	-	-	-	-	-	-	-	-	-	-	-	-	-	-	2
	TV Outlet 電視天線插座	-	-	-	-	-	-	1	-	-	-	-	-	-	-	-	-	-	-	-	-	-	-	-	-	-	-	-	-	-	-	-	1
	Telephone Outlet 電話插座	-	-	-	-	-	-	1	-	-	-	-	-	-	-	-	-	-	-	-	-	-	-	-	-	-	-	-	-	-	-	-	1
	13A Switched Fuse Spur Unit (*) for A/C Indoor Unit 13安培開關保險絲 (*) 供室內冷氣機	-	-	-	-	-	-	1	-	-	-	-	-	-	-	-	-	-	-	-	-	-	-	-	-	-	-	-	-	-	-	-	1
	13A Single Socket Outlet 13安培單位電插座	-	-	-	-	-	-	2	-	-	-	-	-	-	-	-	-	-	-	-	-	-	-	-	-	-	-	-	-	-	-	-	2
	13A Twin Socket Outlet 13安培雙位電插座	-	-	-	-	-	-	1	-	-	-	-	-	-	-	-	-	-	-	-	-	-	-	-	-	-	-	-	-	-	-	-	1
	Lighting Point 燈位	-	-	-	-	-	-	1	-	-	-	-	-	-	-	-	-	-	-	-	-	-	-	-	-	-	-	-	-	-	-	-	1
Bedroom 1 睡房 1	2 Gang 1 Way Lighting Switch 雙位單控照明開關掣	1	1	1	1	1	1	-	1	1	1	1	1	1	-	-	-	-	1	1	1	1	1	1	1	1	1	1	1	1	1	1	-
	TV Outlet 電視天線插座	1	1	1	1	1	1	-	1	1	1	1	1	1	-	-	-	-	1	1	1	1	1	1	1	1	1	1	1	1	1	1	-
	Telephone Outlet 電話插座	1	1	1	1	1	1	-	1	1	1	1	1	1	-	-	-	-	1	1	1	1	1	1	1	1	1	1	1	1	1	1	-
	13A Switched Fuse Spur Unit (*) for A/C Indoor Unit 13安培開關保險絲 (*) 供室內冷氣機	1	1	1	1	1	1	-	1	1	1	1	1	1	-	-	-	-	1	1	1	1	1	1	1	1	1	1	1	1	1	1	-
	13A Single Socket Outlet 13安培單位電插座	4	4	4	4	4	4	-	4	4	4	4	4	4	-	-	-	-	4	4	4	4	4	4	4	4	4	4	4	4	4	4	-
	13A Twin Socket Outlet 13安培雙位電插座	1	1	1	1	1	1	-	1	1	1	1	1	1	-	-	-	-	1	1	1	1	1	1	1	1	1	1	1	1	1	1	-
	Lighting Point 燈位	2	2	2	2	2	2	-	2	2	2	2	2	2	-	-	-	-	2	2	2	2	2	2	2	2	2	2	2	2	2	2	-

Notes:

- "1, 2," denotes the quantity of such provision(s) provided in the residential flat.
- Quantity of the lighting switch shown in the schedule denotes the quantity of switch faceplate.
- "*" = has been used for connection of lighting or appliance.

備註：

- "1, 2,"表示提供於該住宅單位內的裝置數量。
- 說明表所顯示的燈掣數量是表示燈掣面板的數量。
- "*" = 已用作連接燈具或設備。

FITTINGS, FINISHES AND APPLIANCES
裝置、裝修物料及設備

Schedule of Mechanical & Electrical Provisions of Residential Properties 住宅物業機電裝置數量說明表

Tower 2 第2座

Location 位置	Item 項目	20/F 20樓																																
		A1	A2	A3	A5	A6	A7	A8	B1	B2	B3	B5	B6	B7	C1	C2	C3	C5	C6	C7	C8	C9	C10	C11	C12	D1	D2	D3	D5	D6	D7	D8	D9	
Bedroom 2 睡房 2	1 Gang 1 Way Lighting Switch 單位單控照明開關掣	-	-	-	-	-	-	1	-	-	-	-	-	-	-	-	-	-	-	-	-	-	-	-	-	-	-	-	-	-	-	-	1	
	TV Outlet 電視天線插座	-	-	-	-	-	-	1	-	-	-	-	-	-	-	-	-	-	-	-	-	-	-	-	-	-	-	-	-	-	-	-	1	
	13A Switched Fuse Spur Unit (*) for A/C Indoor Unit 13安培開關保險絲 (*) 供室內冷氣機	-	-	-	-	-	-	1	-	-	-	-	-	-	-	-	-	-	-	-	-	-	-	-	-	-	-	-	-	-	-	-	1	
	13A Single Socket Outlet 13安培單位電插座	-	-	-	-	-	-	2	-	-	-	-	-	-	-	-	-	-	-	-	-	-	-	-	-	-	-	-	-	-	-	-	2	
	13A Twin Socket Outlet 13安培雙位電插座	-	-	-	-	-	-	1	-	-	-	-	-	-	-	-	-	-	-	-	-	-	-	-	-	-	-	-	-	-	-	-	1	
	Lighting Point 燈位	-	-	-	-	-	-	1	-	-	-	-	-	-	-	-	-	-	-	-	-	-	-	-	-	-	-	-	-	-	-	-	-	1
Store Room 儲物房	1 Gang 1 Way Lighting Switch 單位單控照明開關掣	-	-	-	-	-	-	1	-	-	-	-	-	-	-	-	-	-	-	-	-	-	-	-	-	-	-	-	-	-	-	-	-	1
	13A Switched Fuse Spur Unit (*) for A/C Indoor Unit 13安培開關保險絲 (*) 供室內冷氣機	-	-	-	-	-	-	1	-	-	-	-	-	-	-	-	-	-	-	-	-	-	-	-	-	-	-	-	-	-	-	-	-	1
	13A Single Socket Outlet 13安培單位電插座	-	-	-	-	-	-	2	-	-	-	-	-	-	-	-	-	-	-	-	-	-	-	-	-	-	-	-	-	-	-	-	-	2
	Lighting Point 燈位	-	-	-	-	-	-	1	-	-	-	-	-	-	-	-	-	-	-	-	-	-	-	-	-	-	-	-	-	-	-	-	-	1
Bathroom 浴室	13A Switched Fuse Spur Unit (*) 13安培開關保險絲 (*)	1	1	1	1	1	1	1	1	1	1	1	1	1	1	1	1	1	1	1	1	1	1	1	1	1	1	1	1	1	1	1	1	
	20A Switched Connection Unit (*) 20安培開關掣 (*)	1	1	1	1	1	1	1	1	1	1	1	1	1	1	1	1	1	1	1	1	1	1	1	1	1	1	1	1	1	1	1	1	
	13A Single Socket Outlet 13安培單位電插座	1	1	1	1	1	1	1	1	1	1	1	1	1	1	1	1	1	1	1	1	1	1	1	1	1	1	1	1	1	1	1	1	
	Lighting Point 燈位	3	3	3	3	3	3	3	3	3	3	3	3	3	3	3	3	3	3	3	3	3	3	3	3	3	3	3	3	3	3	3	3	

Notes:

- "1, 2," denotes the quantity of such provision(s) provided in the residential flat.
- Quantity of the lighting switch shown in the schedule denotes the quantity of switch faceplate.
- "*" = has been used for connection of lighting or appliance.

備註：

- "1, 2,"表示提供於該住宅單位內的裝置數量。
- 說明表所顯示的燈掣數量是表示燈掣面板的數量。
- "*" = 已用作連接燈具或設備。

FITTINGS, FINISHES AND APPLIANCES

裝置、裝修物料及設備

Schedule of Mechanical & Electrical Provisions of Residential Properties 住宅物業機電裝置數量說明表

Tower 2 第2座

Location 位置	Item 項目	20/F 20樓																																
		A1	A2	A3	A5	A6	A7	A8	B1	B2	B3	B5	B6	B7	C1	C2	C3	C5	C6	C7	C8	C9	C10	C11	C12	D1	D2	D3	D5	D6	D7	D8	D9	
Utility Platform 工作平台	Lighting Point 燈位	-	-	-	-	-	-	1	-	-	-	-	-	-	-	-	-	-	-	-	-	-	-	-	-	-	-	-	-	-	-	-	-	1
	Weatherproof Isolating Switch for A/C Outdoor Unit 防水開關掣供室外冷氣機	-	-	-	-	-	-	1	-	-	-	-	-	-	-	-	-	-	-	-	-	-	-	-	-	-	-	-	-	-	-	-	1	
Balcony 露台	Lighting Point 燈位	1	1	1	1	1	1	1	1	1	1	1	1	1	1	1	1	1	1	1	1	1	1	1	1	1	1	1	1	1	1	1	1	
	Weatherproof Isolating Switch for A/C Outdoor Unit 防水開關掣供室外冷氣機	2	2	2	2	2	2	2	2	2	2	2	2	2	1	1	1	1	2	2	2	2	2	2	2	2	2	2	2	2	2	2	2	
Open Kitchen 開放式廚房	20A Switched Connection Unit (*) 20安培開關掣 (*)	1	1	1	1	1	1	1	1	1	1	1	1	1	1	1	1	1	1	1	1	1	1	1	1	1	1	1	1	1	1	1	1	
	13A Single Socket Outlet 13安培單位電插座	1	1	1	1	1	1	3	1	1	1	1	1	1	3	3	3	3	1	1	1	1	1	1	1	1	1	1	1	1	1	1	3	
	13A Twin Socket Outlet 13安培雙位電插座	1	1	1	1	1	1	1	1	1	1	1	1	1	1	1	1	1	1	1	1	1	1	1	1	1	1	1	1	1	1	1	1	
	13A Switched Fuse Spur Unit (*) 13安培開關保險絲 (*)	2	2	2	2	2	2	2	2	2	2	2	2	2	2	2	2	2	2	2	2	2	2	2	2	2	2	2	2	2	2	2	2	
	Connection Point For Washing Machine 洗衣機接駁點	1	1	1	1	1	1	1	1	1	1	1	1	1	1	1	1	1	1	1	1	1	1	1	1	1	1	1	1	1	1	1	1	
	Miniature Circuit Breaker Distribution Board 微型斷路器配電箱	-	-	-	-	-	-	1	-	-	-	-	-	-	1	1	1	1	-	-	-	-	-	-	-	-	-	-	-	-	-	-	1	
	Sprinkler 消防花灑頭	1	1	1	1	1	1	1	1	1	1	1	1	1	1	1	1	1	1	1	1	1	1	1	1	1	1	1	1	1	1	1	1	

Notes:

- "1, 2," denotes the quantity of such provision(s) provided in the residential flat.
- Quantity of the lighting switch shown in the schedule denotes the quantity of switch faceplate.
- "*" = has been used for connection of lighting or appliance.

備註：

- "1, 2,"表示提供於該住宅單位內的裝置數量。
- 說明表所顯示的燈掣數量是表示燈掣面板的數量。
- "*" = 已用作連接燈具或設備。

FITTINGS, FINISHES AND APPLIANCES

裝置、裝修物料及設備

Schedule of Mechanical & Electrical Provisions of Residential Properties 住宅物業機電裝置數量說明表

Tower 2 第2座

Location 位置	Item 項目	21/F - 23/F and 25/F 21樓至23樓及25樓																															
		A1	A2	A3	A5	A6	A7	A8	B1	B2	B3	B5	B6	B7	C1	C2	C3	C5	C6	C7	C8	C9	C10	C11	C12	D1	D2	D3	D5	D6	D7	D8	D9
Entrance 門口	2 Gang 1 Way Lighting Switch 雙位單控照明開關掣	-	-	-	-	-	-	1	-	-	-	-	-	-	-	1	1	1	-	-	-	-	-	-	-	-	-	-	-	-	-	-	-
	3 Gang 1 Way Lighting Switch 3位單控照明開關掣	2	2	2	2	2	2	1	2	2	2	2	2	2	1	1	1	1	2	2	2	2	2	2	2	2	2	2	2	2	2	2	1
	13A Single Socket Outlet 13安培單位電插座	2	2	2	2	2	2	-	2	2	2	2	2	2	-	-	-	-	2	2	2	2	2	2	2	2	2	2	2	2	2	-	
	Video Door Phone 視像對講機	1	1	1	1	1	1	1	1	1	1	1	1	1	1	1	1	1	1	1	1	1	1	1	1	1	1	1	1	1	1	-	
	Miniature Circuit Breaker Distribution Board 微型斷路器配電箱	1	1	1	1	1	1	-	1	1	1	1	1	1	-	-	-	-	1	1	1	1	1	1	1	1	1	1	1	1	1	-	
	Lighting Point 燈位	1	1	1	1	1	1	1	1	1	1	1	1	1	1	1	1	1	1	1	1	1	1	1	1	1	1	1	1	1	1	1	
Living Room / Dining Room 客廳 / 飯廳	1 Gang 1 Way Lighting Switch 單位單控照明開關掣	1	1	1	1	1	1	1	1	1	1	1	1	1	1	1	1	1	1	1	1	1	1	1	1	1	1	1	1	1	1	1	
	2 Gang 1 Way Lighting Switch 雙位單控照明開關掣	-	-	-	-	-	-	1	-	-	-	-	-	-	1	-	-	-	-	-	-	-	-	-	-	-	-	-	-	-	-	2	
	TV Outlet 電視天線插座	1	1	1	1	1	1	1	1	1	1	1	1	2	1	1	1	1	1	1	1	1	1	1	1	1	1	1	1	1	1	1	
	Telephone Outlet 電話插座	1	1	1	1	1	1	1	1	1	1	1	1	2	1	1	1	1	1	1	1	1	1	1	1	1	1	1	1	1	1	1	
	13A Switched Fuse Spur Unit (*) for A/C Indoor Unit 13安培開關保險絲 (*) 供室內冷氣機	1	1	1	1	1	1	1	1	1	1	1	1	1	1	1	1	1	1	1	1	1	1	1	1	1	1	1	1	1	1	1	
	13A Single Socket Outlet 13安培單位電插座	1	1	1	1	1	1	1	1	1	1	1	1	1	2	2	2	2	1	1	1	1	1	1	1	1	1	1	1	1	1	1	
	13A Twin Socket Outlet 13安培雙位電插座	2	2	2	2	2	2	2	2	2	2	2	2	2	2	2	2	2	2	2	2	2	2	2	2	2	2	2	2	2	2	2	
	Video Door Phone 視像對講機	-	-	-	-	-	-	-	-	-	-	-	-	-	-	-	-	-	-	-	-	-	-	-	-	-	-	-	-	-	-	1	
	Multi Sensor 感應器	1	1	1	1	1	1	1	1	1	1	1	1	1	1	1	1	1	1	1	1	1	1	1	1	1	1	1	1	1	1	1	
	Lighting Point 燈位	2	2	2	2	2	2	3	2	2	2	2	2	2	2	2	2	2	2	2	2	2	2	2	2	2	2	2	2	2	2	3	

Notes:

- "1, 2," denotes the quantity of such provision(s) provided in the residential flat.
- Quantity of the lighting switch shown in the schedule denotes the quantity of switch faceplate.
- "*" = has been used for connection of lighting or appliance.

備註：

- "1, 2,"表示提供於該住宅單位內的裝置數量。
- 說明表所顯示的燈掣數量是表示燈掣面板的數量。
- "*" = 已用作連接燈具或設備。

FITTINGS, FINISHES AND APPLIANCES

裝置、裝修物料及設備

Schedule of Mechanical & Electrical Provisions of Residential Properties 住宅物業機電裝置數量說明表

Tower 2 第2座

Location 位置	Item 項目	21/F - 23/F and 25/F 21樓至23樓及25樓																																
		A1	A2	A3	A5	A6	A7	A8	B1	B2	B3	B5	B6	B7	C1	C2	C3	C5	C6	C7	C8	C9	C10	C11	C12	D1	D2	D3	D5	D6	D7	D8	D9	
Master Bedroom 主人睡房	1 Gang 1 Way Lighting Switch 單位單控照明開關掣	-	-	-	-	-	-	2	-	-	-	-	-	-	-	-	-	-	-	-	-	-	-	-	-	-	-	-	-	-	-	-	2	
	TV Outlet 電視天線插座	-	-	-	-	-	-	1	-	-	-	-	-	-	-	-	-	-	-	-	-	-	-	-	-	-	-	-	-	-	-	-	1	
	Telephone Outlet 電話插座	-	-	-	-	-	-	1	-	-	-	-	-	-	-	-	-	-	-	-	-	-	-	-	-	-	-	-	-	-	-	-	1	
	13A Switched Fuse Spur Unit (*) for A/C Indoor Unit 13安培開關保險絲 (*) 供室內冷氣機	-	-	-	-	-	-	1	-	-	-	-	-	-	-	-	-	-	-	-	-	-	-	-	-	-	-	-	-	-	-	-	1	
	13A Single Socket Outlet 13安培單位電插座	-	-	-	-	-	-	2	-	-	-	-	-	-	-	-	-	-	-	-	-	-	-	-	-	-	-	-	-	-	-	-	2	
	13A Twin Socket Outlet 13安培雙位電插座	-	-	-	-	-	-	1	-	-	-	-	-	-	-	-	-	-	-	-	-	-	-	-	-	-	-	-	-	-	-	-	1	
	Lighting Point 燈位	-	-	-	-	-	-	1	-	-	-	-	-	-	-	-	-	-	-	-	-	-	-	-	-	-	-	-	-	-	-	-	1	
Bedroom 1 睡房 1	2 Gang 1 Way Lighting Switch 雙位單控照明開關掣	1	1	1	1	1	1	-	1	1	1	1	1	1	-	-	-	-	1	1	1	1	1	1	1	1	1	1	1	1	1	1	-	
	TV Outlet 電視天線插座	1	1	1	1	1	1	-	1	1	1	1	1	1	-	-	-	-	1	1	1	1	1	1	1	1	1	1	1	1	1	1	-	
	Telephone Outlet 電話插座	1	1	1	1	1	1	-	1	1	1	1	1	1	-	-	-	-	1	1	1	1	1	1	1	1	1	1	1	1	1	1	-	
	13A Switched Fuse Spur Unit (*) for A/C Indoor Unit 13安培開關保險絲 (*) 供室內冷氣機	1	1	1	1	1	1	-	1	1	1	1	1	1	-	-	-	-	1	1	1	1	1	1	1	1	1	1	1	1	1	1	-	
	13A Single Socket Outlet 13安培單位電插座	4	4	4	4	4	4	-	4	4	4	4	4	4	-	-	-	-	4	4	4	4	4	4	4	4	4	4	4	4	4	4	-	
	13A Twin Socket Outlet 13安培雙位電插座	1	1	1	1	1	1	-	1	1	1	1	1	1	-	-	-	-	1	1	1	1	1	1	1	1	1	1	1	1	1	1	-	
	Lighting Point 燈位	2	2	2	2	2	2	-	2	2	2	2	2	2	-	-	-	-	2	2	2	2	2	2	2	2	2	2	2	2	2	2	-	

Notes:

- "1, 2," denotes the quantity of such provision(s) provided in the residential flat.
- Quantity of the lighting switch shown in the schedule denotes the quantity of switch faceplate.
- "*" = has been used for connection of lighting or appliance.

備註：

- "1, 2,"表示提供於該住宅單位內的裝置數量。
- 說明表所顯示的燈掣數量是表示燈掣面板的數量。
- "*" = 已用作連接燈具或設備。

FITTINGS, FINISHES AND APPLIANCES

裝置、裝修物料及設備

Schedule of Mechanical & Electrical Provisions of Residential Properties 住宅物業機電裝置數量說明表

Tower 2 第2座

Location 位置	Item 項目	21/F - 23/F and 25/F 21樓至23樓及25樓																																	
		A1	A2	A3	A5	A6	A7	A8	B1	B2	B3	B5	B6	B7	C1	C2	C3	C5	C6	C7	C8	C9	C10	C11	C12	D1	D2	D3	D5	D6	D7	D8	D9		
Bedroom 2 睡房 2	1 Gang 1 Way Lighting Switch 單位單控照明開關掣	-	-	-	-	-	-	1	-	-	-	-	-	-	-	-	-	-	-	-	-	-	-	-	-	-	-	-	-	-	-	-	-	1	
	TV Outlet 電視天線插座	-	-	-	-	-	-	1	-	-	-	-	-	-	-	-	-	-	-	-	-	-	-	-	-	-	-	-	-	-	-	-	-	1	
	13A Switched Fuse Spur Unit (*) for A/C Indoor Unit 13安培開關保險絲 (*) 供室內冷氣機	-	-	-	-	-	-	1	-	-	-	-	-	-	-	-	-	-	-	-	-	-	-	-	-	-	-	-	-	-	-	-	-	1	
	13A Single Socket Outlet 13安培單位電插座	-	-	-	-	-	-	2	-	-	-	-	-	-	-	-	-	-	-	-	-	-	-	-	-	-	-	-	-	-	-	-	-	2	
	13A Twin Socket Outlet 13安培雙位電插座	-	-	-	-	-	-	1	-	-	-	-	-	-	-	-	-	-	-	-	-	-	-	-	-	-	-	-	-	-	-	-	-	1	
	Lighting Point 燈位	-	-	-	-	-	-	1	-	-	-	-	-	-	-	-	-	-	-	-	-	-	-	-	-	-	-	-	-	-	-	-	-	-	1
Store Room 儲物房	1 Gang 1 Way Lighting Switch 單位單控照明開關掣	-	-	-	-	-	-	1	-	-	-	-	-	-	-	-	-	-	-	-	-	-	-	-	-	-	-	-	-	-	-	-	-	-	1
	13A Switched Fuse Spur Unit (*) for A/C Indoor Unit 13安培開關保險絲 (*) 供室內冷氣機	-	-	-	-	-	-	1	-	-	-	-	-	-	-	-	-	-	-	-	-	-	-	-	-	-	-	-	-	-	-	-	-	-	1
	13A Single Socket Outlet 13安培單位電插座	-	-	-	-	-	-	2	-	-	-	-	-	-	-	-	-	-	-	-	-	-	-	-	-	-	-	-	-	-	-	-	-	-	2
	Lighting Point 燈位	-	-	-	-	-	-	1	-	-	-	-	-	-	-	-	-	-	-	-	-	-	-	-	-	-	-	-	-	-	-	-	-	-	-
Bathroom 浴室	13A Switched Fuse Spur Unit (*) 13安培開關保險絲 (*)	1	1	1	1	1	1	1	1	1	1	1	1	1	1	1	1	1	1	1	1	1	1	1	1	1	1	1	1	1	1	1	1	1	1
	20A Switched Connection Unit (*) 20安培開關掣 (*)	1	1	1	1	1	1	1	1	1	1	1	1	1	1	1	1	1	1	1	1	1	1	1	1	1	1	1	1	1	1	1	1	1	1
	13A Single Socket Outlet 13安培單位電插座	1	1	1	1	1	1	1	1	1	1	1	1	1	1	1	1	1	1	1	1	1	1	1	1	1	1	1	1	1	1	1	1	1	1
	Lighting Point 燈位	3	3	3	3	3	3	3	3	3	3	3	3	3	3	3	3	3	3	3	3	3	3	3	3	3	3	3	3	3	3	3	3	3	3

Notes:

- "1, 2," denotes the quantity of such provision(s) provided in the residential flat.
- Quantity of the lighting switch shown in the schedule denotes the quantity of switch faceplate.
- "*" = has been used for connection of lighting or appliance.

備註：

- "1, 2,"表示提供於該住宅單位內的裝置數量。
- 說明表所顯示的燈掣數量是表示燈掣面板的數量。
- "*" = 已用作連接燈具或設備。

FITTINGS, FINISHES AND APPLIANCES

裝置、裝修物料及設備

Schedule of Mechanical & Electrical Provisions of Residential Properties 住宅物業機電裝置數量說明表

Tower 2 第2座

Location 位置	Item 項目	21/F - 23/F and 25/F 21樓至23樓及25樓																															
		A1	A2	A3	A5	A6	A7	A8	B1	B2	B3	B5	B6	B7	C1	C2	C3	C5	C6	C7	C8	C9	C10	C11	C12	D1	D2	D3	D5	D6	D7	D8	D9
Utility Platform 工作平台	Lighting Point 燈位	-	-	-	-	-	-	1	-	-	-	-	-	-	-	-	-	-	-	-	-	-	-	-	-	-	-	-	-	-	-	-	1
	Weatherproof Isolating Switch for A/C Outdoor Unit 防水開關掣供室外冷氣機	-	-	-	-	-	-	1	-	-	-	-	-	-	-	-	-	-	-	-	-	-	-	-	-	-	-	-	-	-	-	-	1
Balcony 露台	Lighting Point 燈位	1	1	1	1	1	1	1	1	1	1	1	1	1	1	1	1	1	1	1	1	1	1	1	1	1	1	1	1	1	1	1	1
	Weatherproof Isolating Switch for A/C Outdoor Unit 防水開關掣供室外冷氣機	2	2	2	2	2	2	2	2	2	2	2	2	2	1	1	1	1	2	2	2	2	2	2	2	2	2	2	2	2	2	2	2
Open Kitchen 開放式廚房	20A Switched Connection Unit (*) 20安培開關掣 (*)	1	1	1	1	1	1	1	1	1	1	1	1	1	1	1	1	1	1	1	1	1	1	1	1	1	1	1	1	1	1	1	
	13A Single Socket Outlet 13安培單位電插座	1	1	1	1	1	1	3	1	1	1	1	1	1	3	3	3	3	1	1	1	1	1	1	1	1	1	1	1	1	1	1	3
	13A Twin Socket Outlet 13安培雙位電插座	1	1	1	1	1	1	1	1	1	1	1	1	1	1	1	1	1	1	1	1	1	1	1	1	1	1	1	1	1	1	1	1
	13A Switched Fuse Spur Unit (*) 13安培開關保險絲 (*)	2	2	2	2	2	2	2	2	2	2	2	2	2	2	2	2	2	2	2	2	2	2	2	2	2	2	2	2	2	2	2	2
	Connection Point For Washing Machine 洗衣機接駁點	1	1	1	1	1	1	1	1	1	1	1	1	1	1	1	1	1	1	1	1	1	1	1	1	1	1	1	1	1	1	1	1
	Miniature Circuit Breaker Distribution Board 微型斷路器配電箱	-	-	-	-	-	-	1	-	-	-	-	-	-	1	1	1	1	-	-	-	-	-	-	-	-	-	-	-	-	-	-	1
	Sprinkler 消防花灑頭	1	1	1	1	1	1	1	1	1	1	1	1	1	1	1	1	1	1	1	1	1	1	1	1	1	1	1	1	1	1	1	1

Notes:

- "1, 2," denotes the quantity of such provision(s) provided in the residential flat.
- Quantity of the lighting switch shown in the schedule denotes the quantity of switch faceplate.
- "*" = has been used for connection of lighting or appliance.

備註：

- "1, 2,"表示提供於該住宅單位內的裝置數量。
- 說明表所顯示的燈掣數量是表示燈掣面板的數量。
- "*" = 已用作連接燈具或設備。

FITTINGS, FINISHES AND APPLIANCES

裝置、裝修物料及設備

Schedule of Mechanical & Electrical Provisions of Residential Properties 住宅物業機電裝置數量說明表

Tower 2 第2座

Location 位置	Item 項目	26/F - 33/F and 35/F - 37/F 26樓至33樓及35樓至37樓																																
		A1	A2	A3	A5	A6	A7	A8	B1	B2	B3	B5	B6	B7	C1	C2	C3	C5	C6	C7	C8	C9	C10	C11	C12	D1	D2	D3	D5	D6	D7	D8	D9	
Entrance 門口	2 Gang 1 Way Lighting Switch 雙位單控照明開關掣	-	-	-	-	-	-	1	-	-	-	-	-	-	1	1	1	-	-	-	-	-	-	-	-	-	-	-	-	-	-	-	-	
	3 Gang 1 Way Lighting Switch 3位單控照明開關掣	2	2	2	2	2	2	1	2	2	2	2	2	2	1	1	1	1	2	2	2	2	2	2	2	2	2	2	2	2	2	2	1	
	13A Single Socket Outlet 13安培單位電插座	2	2	2	2	2	2	-	2	2	2	2	2	2	-	-	-	-	2	2	2	2	2	2	2	2	2	2	2	2	2	2	-	
	Video Door Phone 視像對講機	1	1	1	1	1	1	1	1	1	1	1	1	1	1	1	1	1	1	1	1	1	1	1	1	1	1	1	1	1	1	1	-	
	Miniature Circuit Breaker Distribution Board 微型斷路器配電箱	1	1	1	1	1	1	-	1	1	1	1	1	1	-	-	-	-	1	1	1	1	1	1	1	1	1	1	1	1	1	1	-	
	Lighting Point 燈位	1	1	1	1	1	1	1	1	1	1	1	1	1	1	1	1	1	1	1	1	1	1	1	1	1	1	1	1	1	1	1	1	
Living Room / Dining Room 客廳 / 飯廳	1 Gang 1 Way Lighting Switch 單位單控照明開關掣	1	1	1	1	1	1	1	1	1	1	1	1	1	1	1	1	1	1	1	1	1	1	1	1	1	1	1	1	1	1	1	1	
	2 Gang 1 Way Lighting Switch 雙位單控照明開關掣	-	-	-	-	-	-	1	-	-	-	-	-	-	1	-	-	-	-	-	-	-	-	-	-	-	-	-	-	-	-	-	2	
	TV Outlet 電視天線插座	1	1	1	1	1	1	1	1	1	1	1	1	1	1	1	1	1	1	1	1	1	1	1	1	1	1	1	1	1	1	1	1	
	Telephone Outlet 電話插座	1	1	1	1	1	1	1	1	1	1	1	1	1	1	1	1	1	1	1	1	1	1	1	1	1	1	1	1	1	1	1	1	
	13A Switched Fuse Spur Unit (*) for A/C Indoor Unit 13安培開關保險絲 (*) 供室內冷氣機	1	1	1	1	1	1	1	1	1	1	1	1	1	1	1	1	1	1	1	1	1	1	1	1	1	1	1	1	1	1	1	1	
	13A Single Socket Outlet 13安培單位電插座	1	1	1	1	1	1	1	1	1	1	1	1	1	2	2	2	2	1	1	1	1	1	1	1	1	1	1	1	1	1	1	1	
	13A Twin Socket Outlet 13安培雙位電插座	2	2	2	2	2	2	2	2	2	2	2	2	2	2	2	2	2	2	2	2	2	2	2	2	2	2	2	2	2	2	2	2	
	Video Door Phone 視像對講機	-	-	-	-	-	-	-	-	-	-	-	-	-	-	-	-	-	-	-	-	-	-	-	-	-	-	-	-	-	-	1		
	Multi Sensor 感應器	1	1	1	1	1	1	1	1	1	1	1	1	1	1	1	1	1	1	1	1	1	1	1	1	1	1	1	1	1	1	1	1	
	Lighting Point 燈位	2	2	2	2	2	2	3	2	2	2	2	2	2	2	2	2	2	2	2	2	2	2	2	2	2	2	2	2	2	2	2	3	

Notes:

- "1, 2," denotes the quantity of such provision(s) provided in the residential flat.
- Quantity of the lighting switch shown in the schedule denotes the quantity of switch faceplate.
- "*" = has been used for connection of lighting or appliance.

備註：

- "1, 2,"表示提供於該住宅單位內的裝置數量。
- 說明表所顯示的燈掣數量是表示燈掣面板的數量。
- "*" = 已用作連接燈具或設備。

FITTINGS, FINISHES AND APPLIANCES

裝置、裝修物料及設備

Schedule of Mechanical & Electrical Provisions of Residential Properties 住宅物業機電裝置數量說明表

Tower 2 第2座

Location 位置	Item 項目	26/F - 33/F and 35/F - 37/F 26樓至33樓及35樓至37樓																																	
		A1	A2	A3	A5	A6	A7	A8	B1	B2	B3	B5	B6	B7	C1	C2	C3	C5	C6	C7	C8	C9	C10	C11	C12	D1	D2	D3	D5	D6	D7	D8	D9		
Master Bedroom 主人睡房	1 Gang 1 Way Lighting Switch 單位單控照明開關掣	-	-	-	-	-	-	2	-	-	-	-	-	-	-	-	-	-	-	-	-	-	-	-	-	-	-	-	-	-	-	-	2		
	TV Outlet 電視天線插座	-	-	-	-	-	-	1	-	-	-	-	-	-	-	-	-	-	-	-	-	-	-	-	-	-	-	-	-	-	-	-	1		
	Telephone Outlet 電話插座	-	-	-	-	-	-	1	-	-	-	-	-	-	-	-	-	-	-	-	-	-	-	-	-	-	-	-	-	-	-	-	1		
	13A Switched Fuse Spur Unit (*) for A/C Indoor Unit 13安培開關保險絲 (*) 供室內冷氣機	-	-	-	-	-	-	1	-	-	-	-	-	-	-	-	-	-	-	-	-	-	-	-	-	-	-	-	-	-	-	-	1		
	13A Single Socket Outlet 13安培單位電插座	-	-	-	-	-	-	2	-	-	-	-	-	-	-	-	-	-	-	-	-	-	-	-	-	-	-	-	-	-	-	-	2		
	13A Twin Socket Outlet 13安培雙位電插座	-	-	-	-	-	-	1	-	-	-	-	-	-	-	-	-	-	-	-	-	-	-	-	-	-	-	-	-	-	-	-	-	1	
	Lighting Point 燈位	-	-	-	-	-	-	1	-	-	-	-	-	-	-	-	-	-	-	-	-	-	-	-	-	-	-	-	-	-	-	-	-	1	
Bedroom 1 睡房 1	2 Gang 1 Way Lighting Switch 雙位單控照明開關掣	1	1	1	1	1	1	-	1	1	1	1	1	1	-	-	-	-	1	1	1	1	1	1	1	1	1	1	1	1	1	1	-		
	TV Outlet 電視天線插座	1	1	1	1	1	1	-	1	1	1	1	1	1	-	-	-	-	1	1	1	1	1	1	1	1	1	1	1	1	1	1	-		
	Telephone Outlet 電話插座	1	1	1	1	1	1	-	1	1	1	1	1	1	-	-	-	-	1	1	1	1	1	1	1	1	1	1	1	1	1	1	-		
	13A Switched Fuse Spur Unit (*) for A/C Indoor Unit 13安培開關保險絲 (*) 供室內冷氣機	1	1	1	1	1	1	-	1	1	1	1	1	1	-	-	-	-	1	1	1	1	1	1	1	1	1	1	1	1	1	1	-		
	13A Single Socket Outlet 13安培單位電插座	4	4	4	4	4	4	-	4	4	4	4	4	4	-	-	-	-	4	4	4	4	4	4	4	4	4	4	4	4	4	4	-		
	13A Twin Socket Outlet 13安培雙位電插座	1	1	1	1	1	1	-	1	1	1	1	1	1	-	-	-	-	1	1	1	1	1	1	1	1	1	1	1	1	1	1	-		
	Lighting Point 燈位	2	2	2	2	2	2	-	2	2	2	2	2	2	-	-	-	-	2	2	2	2	2	2	2	2	2	2	2	2	2	2	-		

Notes:

- "1, 2," denotes the quantity of such provision(s) provided in the residential flat.
- Quantity of the lighting switch shown in the schedule denotes the quantity of switch faceplate.
- "*" = has been used for connection of lighting or appliance.

備註：

- "1, 2,"表示提供於該住宅單位內的裝置數量。
- 說明表所顯示的燈掣數量是表示燈掣面板的數量。
- "*" = 已用作連接燈具或設備。

FITTINGS, FINISHES AND APPLIANCES

裝置、裝修物料及設備

Schedule of Mechanical & Electrical Provisions of Residential Properties 住宅物業機電裝置數量說明表

Tower 2 第2座

Location 位置	Item 項目	26/F - 33/F and 35/F - 37/F 26樓至33樓及35樓至37樓																																
		A1	A2	A3	A5	A6	A7	A8	B1	B2	B3	B5	B6	B7	C1	C2	C3	C5	C6	C7	C8	C9	C10	C11	C12	D1	D2	D3	D5	D6	D7	D8	D9	
Bedroom 2 睡房 2	1 Gang 1 Way Lighting Switch 單位單控照明開關掣	-	-	-	-	-	-	1	-	-	-	-	-	-	-	-	-	-	-	-	-	-	-	-	-	-	-	-	-	-	-	-	1	
	TV Outlet 電視天線插座	-	-	-	-	-	-	1	-	-	-	-	-	-	-	-	-	-	-	-	-	-	-	-	-	-	-	-	-	-	-	-	1	
	13A Switched Fuse Spur Unit (*) for A/C Indoor Unit 13安培開關保險絲 (*) 供室內冷氣機	-	-	-	-	-	-	1	-	-	-	-	-	-	-	-	-	-	-	-	-	-	-	-	-	-	-	-	-	-	-	-	1	
	13A Single Socket Outlet 13安培單位電插座	-	-	-	-	-	-	2	-	-	-	-	-	-	-	-	-	-	-	-	-	-	-	-	-	-	-	-	-	-	-	-	2	
	13A Twin Socket Outlet 13安培雙位電插座	-	-	-	-	-	-	1	-	-	-	-	-	-	-	-	-	-	-	-	-	-	-	-	-	-	-	-	-	-	-	-	1	
	Lighting Point 燈位	-	-	-	-	-	-	1	-	-	-	-	-	-	-	-	-	-	-	-	-	-	-	-	-	-	-	-	-	-	-	-	-	1
Store Room 儲物房	1 Gang 1 Way Lighting Switch 單位單控照明開關掣	-	-	-	-	-	-	1	-	-	-	-	-	-	-	-	-	-	-	-	-	-	-	-	-	-	-	-	-	-	-	-	-	1
	13A Switched Fuse Spur Unit (*) for A/C Indoor Unit 13安培開關保險絲 (*) 供室內冷氣機	-	-	-	-	-	-	1	-	-	-	-	-	-	-	-	-	-	-	-	-	-	-	-	-	-	-	-	-	-	-	-	-	1
	13A Single Socket Outlet 13安培單位電插座	-	-	-	-	-	-	2	-	-	-	-	-	-	-	-	-	-	-	-	-	-	-	-	-	-	-	-	-	-	-	-	-	2
	Lighting Point 燈位	-	-	-	-	-	-	1	-	-	-	-	-	-	-	-	-	-	-	-	-	-	-	-	-	-	-	-	-	-	-	-	-	1
Bathroom 浴室	13A Switched Fuse Spur Unit (*) 13安培開關保險絲 (*)	1	1	1	1	1	1	1	1	1	1	1	1	1	1	1	1	1	1	1	1	1	1	1	1	1	1	1	1	1	1	1	1	
	20A Switched Connection Unit (*) 20安培開關掣 (*)	1	1	1	1	1	1	1	1	1	1	1	1	1	1	1	1	1	1	1	1	1	1	1	1	1	1	1	1	1	1	1	1	
	13A Single Socket Outlet 13安培單位電插座	1	1	1	1	1	1	1	1	1	1	1	1	1	1	1	1	1	1	1	1	1	1	1	1	1	1	1	1	1	1	1	1	
	Lighting Point 燈位	3	3	3	3	3	3	3	3	3	3	3	3	3	3	3	3	3	3	3	3	3	3	3	3	3	3	3	3	3	3	3	3	

Notes:

- "1, 2," denotes the quantity of such provision(s) provided in the residential flat.
- Quantity of the lighting switch shown in the schedule denotes the quantity of switch faceplate.
- "*" = has been used for connection of lighting or appliance.

備註：

- "1, 2,"表示提供於該住宅單位內的裝置數量。
- 說明表所顯示的燈掣數量是表示燈掣面板的數量。
- "*" = 已用作連接燈具或設備。

FITTINGS, FINISHES AND APPLIANCES
裝置、裝修物料及設備

Schedule of Mechanical & Electrical Provisions of Residential Properties 住宅物業機電裝置數量說明表

Tower 2 第2座

Location 位置	Item 項目	26/F - 33/F and 35/F - 37/F 26樓至33樓及35樓至37樓																															
		A1	A2	A3	A5	A6	A7	A8	B1	B2	B3	B5	B6	B7	C1	C2	C3	C5	C6	C7	C8	C9	C10	C11	C12	D1	D2	D3	D5	D6	D7	D8	D9
Utility Platform 工作平台	Lighting Point 燈位	-	-	-	-	-	-	1	-	-	-	-	-	-	-	-	-	-	-	-	-	-	-	-	-	-	-	-	-	-	-	-	1
	Weatherproof Isolating Switch for A/C Outdoor Unit 防水開關掣供室外冷氣機	-	-	-	-	-	-	1	-	-	-	-	-	-	-	-	-	-	-	-	-	-	-	-	-	-	-	-	-	-	-	1	
Balcony 露台	Lighting Point 燈位	1	1	1	1	1	1	1	1	1	1	1	1	1	1	1	1	1	1	1	1	1	1	1	1	1	1	1	1	1	1	1	
	Weatherproof Isolating Switch for A/C Outdoor Unit 防水開關掣供室外冷氣機	2	2	2	2	2	2	2	2	2	2	2	2	2	1	1	1	1	2	2	2	2	2	2	2	2	2	2	2	2	2	2	
Open Kitchen 開放式廚房	20A Switched Connection Unit (*) 20安培開關掣 (*)	1	1	1	1	1	1	1	1	1	1	1	1	1	1	1	1	1	1	1	1	1	1	1	1	1	1	1	1	1	1	1	
	13A Single Socket Outlet 13安培單位電插座	1	1	1	1	1	1	3	1	1	1	1	1	1	3	3	3	3	1	1	1	1	1	1	1	1	1	1	1	1	1	3	
	13A Twin Socket Outlet 13安培雙位電插座	1	1	1	1	1	1	1	1	1	1	1	1	1	1	1	1	1	1	1	1	1	1	1	1	1	1	1	1	1	1	1	
	13A Switched Fuse Spur Unit (*) 13安培開關保險絲 (*)	2	2	2	2	2	2	2	2	2	2	2	2	2	2	2	2	2	2	2	2	2	2	2	2	2	2	2	2	2	2	2	
	Connection Point For Washing Machine 洗衣機接駁點	1	1	1	1	1	1	1	1	1	1	1	1	1	1	1	1	1	1	1	1	1	1	1	1	1	1	1	1	1	1	1	
	Miniature Circuit Breaker Distribution Board 微型斷路器配電箱	-	-	-	-	-	-	1	-	-	-	-	-	-	1	1	1	1	-	-	-	-	-	-	-	-	-	-	-	-	-	1	
	Sprinkler 消防花灑頭	1	1	1	1	1	1	1	1	1	1	1	1	1	1	1	1	1	1	1	1	1	1	1	1	1	1	1	1	1	1	1	

Notes:
1. "1, 2," denotes the quantity of such provision(s) provided in the residential flat.
2. Quantity of the lighting switch shown in the schedule denotes the quantity of switch faceplate.
3. "*" = has been used for connection of lighting or appliance.

備註：
1. "1, 2,"表示提供於該住宅單位內的裝置數量。
2. 說明表所顯示的燈掣數量是表示燈掣面板的數量。
3. "*" = 已用作連接燈具或設備。

FITTINGS, FINISHES AND APPLIANCES

裝置、裝修物料及設備

Schedule of Mechanical & Electrical Provisions of Residential Properties 住宅物業機電裝置數量說明表

Tower 2 第2座

Location 位置	Item 項目	38/F 38樓																																
		A1	A2	A3	A5	A6	A7	A8	B1	B2	B3	B5	B6	B7	C1	C2	C3	C5	C6	C7	C8	C9	C10	C11	C12	D1	D2	D3	D5	D6	D7	D8	D9	
Entrance 門口	2 Gang 1 Way Lighting Switch 雙位單控照明開關掣	-	-	-	-	-	-	1	-	-	-	-	-	-	-	1	1	1	-	-	-	-	-	-	-	-	-	-	-	-	-	-	-	
	3 Gang 1 Way Lighting Switch 3位單控照明開關掣	2	2	2	2	2	2	1	2	2	2	2	2	2	1	1	1	1	2	2	2	2	2	2	2	2	2	2	2	2	2	2	1	
	13A Single Socket Outlet 13安培單位電插座	2	2	2	2	2	2	-	2	2	2	2	2	2	-	-	-	-	2	2	2	2	2	2	2	2	2	2	2	2	2	2	-	
	Video Door Phone 視像對講機	1	1	1	1	1	1	1	1	1	1	1	1	1	1	1	1	1	1	1	1	1	1	1	1	1	1	1	1	1	1	1	-	
	Miniature Circuit Breaker Distribution Board 微型斷路器配電箱	1	1	1	1	1	1	-	1	1	1	1	1	1	-	-	-	-	1	1	1	1	1	1	1	1	1	1	1	1	1	1	-	
	Lighting Point 燈位	1	1	1	1	1	1	1	1	1	1	1	1	1	1	1	1	1	1	1	1	1	1	1	1	1	1	1	1	1	1	1	1	
Living Room / Dining Room 客廳 / 飯廳	1 Gang 1 Way Lighting Switch 單位單控照明開關掣	1	1	1	1	1	1	1	1	1	1	1	1	1	1	1	1	1	1	1	1	1	1	1	1	1	1	1	1	1	1	1	1	
	2 Gang 1 Way Lighting Switch 雙位單控照明開關掣	-	-	-	-	-	-	1	-	-	-	-	-	-	1	-	-	-	-	-	-	-	-	-	-	-	-	-	-	-	-	-	2	
	TV Outlet 電視天線插座	1	1	1	1	1	1	1	1	1	1	1	1	1	1	1	1	1	1	1	1	1	1	1	1	1	1	1	1	1	1	1	1	
	Telephone Outlet 電話插座	1	1	1	1	1	1	1	1	1	1	1	1	1	1	1	1	1	1	1	1	1	1	1	1	1	1	1	1	1	1	1	1	
	13A Switched Fuse Spur Unit (*) for A/C Indoor Unit 13安培開關保險絲 (*) 供室內冷氣機	1	1	1	1	1	1	1	1	1	1	1	1	1	1	1	1	1	1	1	1	1	1	1	1	1	1	1	1	1	1	1	1	
	13A Single Socket Outlet 13安培單位電插座	1	1	1	1	1	1	1	1	1	1	1	1	1	2	2	2	2	1	1	1	1	1	1	1	1	1	1	1	1	1	1	1	
	13A Twin Socket Outlet 13安培雙位電插座	2	2	2	2	2	2	2	2	2	2	2	2	2	2	2	2	2	2	2	2	2	2	2	2	2	2	2	2	2	2	2	2	
	Video Door Phone 視像對講機	-	-	-	-	-	-	-	-	-	-	-	-	-	-	-	-	-	-	-	-	-	-	-	-	-	-	-	-	-	-	-	1	
	Multi Sensor 感應器	1	1	1	1	1	1	1	1	1	1	1	1	1	1	1	1	1	1	1	1	1	1	1	1	1	1	1	1	1	1	1	1	1
	Lighting Point 燈位	2	2	2	2	2	2	3	2	2	2	2	2	2	2	2	2	2	2	2	2	2	2	2	2	2	2	2	2	2	2	2	2	3

Notes:

- "1, 2," denotes the quantity of such provision(s) provided in the residential flat.
- Quantity of the lighting switch shown in the schedule denotes the quantity of switch faceplate.
- "*" = has been used for connection of lighting or appliance.

備註：

- "1, 2,"表示提供於該住宅單位內的裝置數量。
- 說明表所顯示的燈掣數量是表示燈掣面板的數量。
- "*" = 已用作連接燈具或設備。

FITTINGS, FINISHES AND APPLIANCES

裝置、裝修物料及設備

Schedule of Mechanical & Electrical Provisions of Residential Properties 住宅物業機電裝置數量說明表

Tower 2 第2座

Location 位置	Item 項目	38/F 38樓																															
		A1	A2	A3	A5	A6	A7	A8	B1	B2	B3	B5	B6	B7	C1	C2	C3	C5	C6	C7	C8	C9	C10	C11	C12	D1	D2	D3	D5	D6	D7	D8	D9
Master Bedroom 主人睡房	1 Gang 1 Way Lighting Switch 單位單控照明開關掣	-	-	-	-	-	-	2	-	-	-	-	-	-	-	-	-	-	-	-	-	-	-	-	-	-	-	-	-	-	-	-	2
	TV Outlet 電視天線插座	-	-	-	-	-	-	1	-	-	-	-	-	-	-	-	-	-	-	-	-	-	-	-	-	-	-	-	-	-	-	-	1
	Telephone Outlet 電話插座	-	-	-	-	-	-	1	-	-	-	-	-	-	-	-	-	-	-	-	-	-	-	-	-	-	-	-	-	-	-	-	1
	13A Switched Fuse Spur Unit (*) for A/C Indoor Unit 13安培開關保險絲 (*) 供室內冷氣機	-	-	-	-	-	-	1	-	-	-	-	-	-	-	-	-	-	-	-	-	-	-	-	-	-	-	-	-	-	-	-	1
	13A Single Socket Outlet 13安培單位電插座	-	-	-	-	-	-	2	-	-	-	-	-	-	-	-	-	-	-	-	-	-	-	-	-	-	-	-	-	-	-	-	2
	13A Twin Socket Outlet 13安培雙位電插座	-	-	-	-	-	-	1	-	-	-	-	-	-	-	-	-	-	-	-	-	-	-	-	-	-	-	-	-	-	-	-	1
	Lighting Point 燈位	-	-	-	-	-	-	1	-	-	-	-	-	-	-	-	-	-	-	-	-	-	-	-	-	-	-	-	-	-	-	-	1
Bedroom 1 睡房 1	2 Gang 1 Way Lighting Switch 雙位單控照明開關掣	1	1	1	1	1	1	-	1	1	1	1	1	1	-	-	-	-	1	1	1	1	1	1	1	1	1	1	1	1	1	1	-
	TV Outlet 電視天線插座	1	1	1	1	1	1	-	1	1	1	1	1	1	-	-	-	-	1	1	1	1	1	1	1	1	1	1	1	1	1	1	-
	Telephone Outlet 電話插座	1	1	1	1	1	1	-	1	1	1	1	1	1	-	-	-	-	1	1	1	1	1	1	1	1	1	1	1	1	1	1	-
	13A Switched Fuse Spur Unit (*) for A/C Indoor Unit 13安培開關保險絲 (*) 供室內冷氣機	1	1	1	1	1	1	-	1	1	1	1	1	1	-	-	-	-	1	1	1	1	1	1	1	1	1	1	1	1	1	1	-
	13A Single Socket Outlet 13安培單位電插座	4	4	4	4	4	4	-	4	4	4	4	4	4	-	-	-	-	4	4	4	4	4	4	4	4	4	4	4	4	4	4	-
	13A Twin Socket Outlet 13安培雙位電插座	1	1	1	1	1	1	-	1	1	1	1	1	1	-	-	-	-	1	1	1	1	1	1	1	1	1	1	1	1	1	1	-
	Lighting Point 燈位	2	2	2	2	2	2	-	2	2	2	2	2	2	-	-	-	-	2	2	2	2	2	2	2	2	2	2	2	2	2	2	-

Notes:

- "1, 2," denotes the quantity of such provision(s) provided in the residential flat.
- Quantity of the lighting switch shown in the schedule denotes the quantity of switch faceplate.
- "*" = has been used for connection of lighting or appliance.

備註：

- "1, 2, ……"表示提供於該住宅單位內的裝置數量。
- 說明表所顯示的燈掣數量是表示燈掣面板的數量。
- "*" = 已用作連接燈具或設備。

FITTINGS, FINISHES AND APPLIANCES

裝置、裝修物料及設備

Schedule of Mechanical & Electrical Provisions of Residential Properties 住宅物業機電裝置數量說明表

Tower 2 第2座

Location 位置	Item 項目	38/F 38樓																																
		A1	A2	A3	A5	A6	A7	A8	B1	B2	B3	B5	B6	B7	C1	C2	C3	C5	C6	C7	C8	C9	C10	C11	C12	D1	D2	D3	D5	D6	D7	D8	D9	
Bedroom 2 睡房 2	1 Gang 1 Way Lighting Switch 單位單控照明開關掣	-	-	-	-	-	-	1	-	-	-	-	-	-	-	-	-	-	-	-	-	-	-	-	-	-	-	-	-	-	-	-	1	
	TV Outlet 電視天線插座	-	-	-	-	-	-	1	-	-	-	-	-	-	-	-	-	-	-	-	-	-	-	-	-	-	-	-	-	-	-	-	1	
	13A Switched Fuse Spur Unit (*) for A/C Indoor Unit 13安培開關保險絲 (*) 供室內冷氣機	-	-	-	-	-	-	1	-	-	-	-	-	-	-	-	-	-	-	-	-	-	-	-	-	-	-	-	-	-	-	-	1	
	13A Single Socket Outlet 13安培單位電插座	-	-	-	-	-	-	2	-	-	-	-	-	-	-	-	-	-	-	-	-	-	-	-	-	-	-	-	-	-	-	-	2	
	13A Twin Socket Outlet 13安培雙位電插座	-	-	-	-	-	-	1	-	-	-	-	-	-	-	-	-	-	-	-	-	-	-	-	-	-	-	-	-	-	-	-	1	
	Lighting Point 燈位	-	-	-	-	-	-	1	-	-	-	-	-	-	-	-	-	-	-	-	-	-	-	-	-	-	-	-	-	-	-	-	-	1
Store Room 儲物房	1 Gang 1 Way Lighting Switch 單位單控照明開關掣	-	-	-	-	-	-	1	-	-	-	-	-	-	-	-	-	-	-	-	-	-	-	-	-	-	-	-	-	-	-	-	-	1
	13A Switched Fuse Spur Unit (*) for A/C Indoor Unit 13安培開關保險絲 (*) 供室內冷氣機	-	-	-	-	-	-	1	-	-	-	-	-	-	-	-	-	-	-	-	-	-	-	-	-	-	-	-	-	-	-	-	-	1
	13A Single Socket Outlet 13安培單位電插座	-	-	-	-	-	-	2	-	-	-	-	-	-	-	-	-	-	-	-	-	-	-	-	-	-	-	-	-	-	-	-	-	2
	Lighting Point 燈位	-	-	-	-	-	-	1	-	-	-	-	-	-	-	-	-	-	-	-	-	-	-	-	-	-	-	-	-	-	-	-	-	1
Bathroom 浴室	13A Switched Fuse Spur Unit (*) 13安培開關保險絲 (*)	1	1	1	1	1	1	1	1	1	1	1	1	1	1	1	1	1	1	1	1	1	1	1	1	1	1	1	1	1	1	1	1	
	20A Switched Connection Unit (*) 20安培開關掣 (*)	1	1	1	1	1	1	1	1	1	1	1	1	1	1	1	1	1	1	1	1	1	1	1	1	1	1	1	1	1	1	1	1	
	13A Single Socket Outlet 13安培單位電插座	1	1	1	1	1	1	1	1	1	1	1	1	1	1	1	1	1	1	1	1	1	1	1	1	1	1	1	1	1	1	1	1	
	Lighting Point 燈位	3	3	3	3	3	3	3	3	3	3	3	3	3	3	3	3	3	3	3	3	3	3	3	3	3	3	3	3	3	3	3	3	

Notes:

- "1, 2," denotes the quantity of such provision(s) provided in the residential flat.
- Quantity of the lighting switch shown in the schedule denotes the quantity of switch faceplate.
- "*" = has been used for connection of lighting or appliance.

備註：

- "1, 2,"表示提供於該住宅單位內的裝置數量。
- 說明表所顯示的燈掣數量是表示燈掣面板的數量。
- "*" = 已用作連接燈具或設備。

FITTINGS, FINISHES AND APPLIANCES

裝置、裝修物料及設備

Schedule of Mechanical & Electrical Provisions of Residential Properties 住宅物業機電裝置數量說明表

Tower 2 第2座

Location 位置	Item 項目	38/F 38樓																															
		A1	A2	A3	A5	A6	A7	A8	B1	B2	B3	B5	B6	B7	C1	C2	C3	C5	C6	C7	C8	C9	C10	C11	C12	D1	D2	D3	D5	D6	D7	D8	D9
Utility Platform 工作平台	Lighting Point 燈位	-	-	-	-	-	-	1	-	-	-	-	-	-	-	-	-	-	-	-	-	-	-	-	-	-	-	-	-	-	-	-	1
	Weatherproof Isolating Switch for A/C Outdoor Unit 防水開關掣供室外冷氣機	-	-	-	-	-	-	1	-	-	-	-	-	-	-	-	-	-	-	-	-	-	-	-	-	-	-	-	-	-	-	1	
Balcony 露台	Lighting Point 燈位	1	1	1	1	1	1	1	1	1	1	1	1	1	1	1	1	1	1	1	1	1	1	1	1	1	1	1	1	1	1	1	
	Weatherproof Isolating Switch for A/C Outdoor Unit 防水開關掣供室外冷氣機	2	2	2	2	2	2	2	2	2	2	2	2	2	1	1	1	1	2	2	2	2	2	2	2	2	2	2	2	2	2	2	
Open Kitchen 開放式廚房	20A Switched Connection Unit (*) 20安培開關掣 (*)	1	1	1	1	1	1	1	1	1	1	1	1	1	1	1	1	1	1	1	1	1	1	1	1	1	1	1	1	1	1	1	
	13A Single Socket Outlet 13安培單位電插座	1	1	1	1	1	1	3	1	1	1	1	1	1	3	3	3	3	1	1	1	1	1	1	1	1	1	1	1	1	1	3	
	13A Twin Socket Outlet 13安培雙位電插座	1	1	1	1	1	1	1	1	1	1	1	1	1	1	1	1	1	1	1	1	1	1	1	1	1	1	1	1	1	1	1	
	13A Switched Fuse Spur Unit (*) 13安培開關保險絲 (*)	2	2	2	2	2	2	2	2	2	2	2	2	2	2	2	2	2	2	2	2	2	2	2	2	2	2	2	2	2	2	2	
	Connection Point For Washing Machine 洗衣機接駁點	1	1	1	1	1	1	1	1	1	1	1	1	1	1	1	1	1	1	1	1	1	1	1	1	1	1	1	1	1	1	1	
	Miniature Circuit Breaker Distribution Board 微型斷路器配電箱	-	-	-	-	-	-	1	-	-	-	-	-	-	1	1	1	1	-	-	-	-	-	-	-	-	-	-	-	-	-	1	
	Sprinkler 消防花灑頭	1	1	1	1	1	1	1	1	1	1	1	1	1	1	1	1	1	1	1	1	1	1	1	1	1	1	1	1	1	1	1	
Roof 天台	1 Gang 1 Way Weatherproof Lighting Switch 單位單控防水照明開關掣	-	-	-	-	1	1	1	-	-	-	-	1	1	-	-	-	-	-	-	-	-	-	1	1	-	-	-	-	-	1	1	1
	13A Weatherproof Single Socket Outlet 13安培防水單位電插座	-	-	-	-	1	1	1	-	-	-	-	1	1	-	-	-	-	-	-	-	-	-	1	1	-	-	-	-	-	1	1	1
	Lighting Point 燈位	-	-	-	-	3	3	4	-	-	-	-	3	3	-	-	-	-	-	-	-	-	-	3	3	-	-	-	-	-	3	3	3

Notes:

- "1, 2," denotes the quantity of such provision(s) provided in the residential flat.
- Quantity of the lighting switch shown in the schedule denotes the quantity of switch faceplate.
- "*" = has been used for connection of lighting or appliance.

備註：

- "1, 2,"表示提供於該住宅單位內的裝置數量。
- 說明表所顯示的燈掣數量是表示燈掣面板的數量。
- "*" = 已用作連接燈具或設備。



SERVICE AGREEMENTS 服務協議

Potable and flushing water is supplied by Water Supplies Department.

Electricity is supplied by CLP Power Hong Kong Limited.

No gas supply.

食水及沖廁水由水務署供應。

電力由中華電力有限公司供應。

沒有氣體供應。



GOVERNMENT RENT 地稅

The Vendor is liable for the Government rent payable for the residential property up to and including the date of completion date of the sale and purchase of the residential property (i.e. the date of the assignment of that property).

賣方有法律責任繳付住宅物業直至該住宅物業買賣完成日（即該物業轉讓契日期）（包括該日）為止之地稅。

MISCELLANEOUS PAYMENTS BY PURCHASER

買方的雜項付款

1. On the delivery of the vacant possession of the specified residential property to the purchaser, the purchaser is liable to reimburse the owner for the deposits for water, electricity and gas.
2. On that delivery, the purchaser is not liable to pay to the owner a debris removal fee.

Remarks:

On that delivery, the Purchaser is liable to pay a debris removal fee to the manager of the Development (not the owner) under the Deed of Mutual Covenant, and where the owner has paid that debris removal fee, the Purchaser shall reimburse the owner for the same. No gas supply.

1. 在向買方交付指明住宅物業在空置情況下的管有權時，買方須負責向擁有人補還水、電力及氣體的按金。
2. 在交付時，買方不須向擁有人支付清理廢料的費用。

備註：

在交付時，買方須根據公契向發展項目的管理人（而非擁有人）支付清理廢料的費用，而如擁有人已支付清理廢料的費用，買方須向擁有人補還清理廢料的費用。沒有氣體供應。

DEFECT LIABILITY WARRANTY PERIOD

欠妥之處的保養責任期

The Vendor shall, at its own cost and as soon as reasonably practicable after receipt of a written notice served by the Purchaser within 6 months after the date of completion of the sale and purchase of the residential property, remedy any defects to such residential property, or the fittings, finishes or appliances incorporated into the residential property as set out in the agreement for sale and purchase, caused otherwise than by the act or neglect of the purchaser.

凡住宅物業或於買賣合約列出裝設於住宅物業內的裝置、裝修物料或設備有欠妥之處，而該欠妥之處並非由買方的行為或疏忽造成，則賣方的在接獲買方在買賣成交日期後的6個月內送達的書面通知後，須於合理地切實可行的範圍內，盡快自費作出補救。



MAINTENANCE OF SLOPES 斜坡維修

Not applicable.

不適用。



MODIFICATION 修訂

No existing application to the Government for a modification of the Land Grant for this Development has been made.

本發展項目現時並沒有向政府提出申請修訂批地文件。

RELEVANT INFORMATION 有關資料

1. Maintenance windows

Maintenance windows are openable for maintenance only.

Please refer to “Floor Plans of Residential Properties in the Development” section of this Sales Brochure for details on the location of maintenance windows.

2. Gondola systems

The manager of the Development has the power to operate the gondola systems or similar systems in the Development and for the avoidance of doubt the manager may move and use a gondola or the like in or through the airspace over any balcony, utility platform, flat roof or roof forming part of any residential property.

3. Residential units affected by Communal Aerial Broadcast Distribution System / Mobile Phone Antennae / Lightning Rod

Description	Location
Communal Aerial Broadcast Distribution System	Top Roof Floor of Tower 1 and Tower 2
Lightning Rod	Top Roof Floor of Tower 1 and Tower 2
Mobile Phone Antennae	Top Roof Floor of Tower 1 and Tower 2

Please refer to the “Layout Plan of the Development” section of this Sales Brochure for identification of their approximate locations. Prospective purchasers should note the impact (if any) of the above facilities on individual units.

4. External wall lighting

Location

Top Roof of Tower 1

1/F to 3/F, 5/F to 12/F, 15/F to 23/F, 25/F to 33/F, 35/F to 38/F and Roof to Top Roof of Tower 2

Ground Floor to First Floor of Podium

LED lighting on the external walls of the Development may be turned on. Prospective purchasers should note the impact (if any) of the illumination of the LED lighting on individual units.

5. Noise mitigation measures

The following measures to mitigate road traffic noise impact from Wan Po Road and Shek Kok Road will be provided in the Development:

The Noise Mitigation Measures are summarized as follows:

Tower	Flat	Floor	Noise Mitigation Measures
Tower 1	A2	2/F - 20/F	Acoustic Window (Baffle Type) located at BR1
			Fixed Glazing with Maintenance Window located at BR1
	A8	2/F - 36/F	Fixed Glazing with Maintenance Window located at MBR
			Acoustic Balcony (Baffle Type) located at LIV & DIN
		2/F - 8/F	Fixed Glazing without Maintenance Window located at LIV & DIN
			Acoustic Window (Baffle Type) located at BR2
			Fixed Glazing without Maintenance Window located at BR2

Tower	Flat	Floor	Noise Mitigation Measures
Tower 1	A9	3/F - 7/F	Acoustic Balcony (Baffle Type) located at LIV & DIN
			Fixed Glazing without Maintenance Window located at LIV & DIN
		2/F - 8/F	Acoustic Window (Baffle Type) located at BR1
			Fixed Glazing without Maintenance Window located at BR1
	B9	2/F - 8/F	Acoustic Window (Baffle Type) located at BR1
			Fixed Glazing without Maintenance Window located at BR1
		2/F - 8/F	Acoustic Balcony (Baffle Type) located at LIV & DIN
			Fixed Glazing without Maintenance Window located at LIV & DIN
	B8	2/F - 10/F	Acoustic Window (Baffle Type) located at BR2
			Fixed Glazing without Maintenance Window located at BR2
		2/F - 11/F	Acoustic Balcony (Baffle Type) located at LIV & DIN
			Fixed Glazing without Maintenance Window located at LIV & DIN
		2/F - 19/F	Acoustic Window (Baffle Type) located at MBR
			Fixed Glazing without Maintenance Window located at MBR
		2/F - 36/F	Fixed Glazing without Maintenance Window located at MBR
			Door with Self-Closing Mechanism located at MBR
	B7	2/F - 32/F	Fixed Glazing without Maintenance Window located at LIV & DIN
		2/F - 6/F	Acoustic Balcony (Baffle Type) with MPA located at LIV & DIN
		7/F - 32/F	Acoustic Balcony (Baffle Type) located at LIV & DIN
		2/F - 32/F	Fixed Glazing without Maintenance Window located at LIV & DIN
	B6	2/F	Acoustic Balcony (Baffle Type) with MPA located at LIV & DIN
		3/F - 32/F	Acoustic Balcony (Baffle Type) located at LIV & DIN
		2/F - 32/F	Fixed Glazing without Maintenance Window located at LIV & DIN
	B5	2/F - 33/F	Fixed Glazing without Maintenance Window located at LIV & DIN
		2/F - 5/F	Acoustic Balcony (Baffle Type) with MPA located at LIV & DIN
		6/F - 33/F	Acoustic Balcony (Baffle Type) located at LIV & DIN
		2/F - 33/F	Fixed Glazing without Maintenance Window located at LIV & DIN
	B3	2/F - 8/F	Acoustic Balcony (Baffle Type) with MPA located at LIV & DIN
		9/F - 36/F	Acoustic Balcony (Baffle Type) located at LIV & DIN
		2/F - 36/F	Fixed Glazing without Maintenance Window located at LIV & DIN
	B2	3/F - 5/F	Acoustic Balcony (Baffle Type) with MPA located at LIV & DIN
		2/F, 6/F - 32/F	Acoustic Balcony (Baffle Type) located at LIV & DIN
		2/F - 32/F	Fixed Glazing without Maintenance Window located at LIV & DIN
		2/F - 36/F	Fixed Glazing without Maintenance Window located at BR1
		2/F - 30/F	Acoustic Window (Baffle Type) located at BR1
			Fixed Glazing with Maintenance Window located at BR1
	B1	2/F - 15/F	Acoustic Balcony (Baffle Type) located at LIV & DIN
			Fixed Glazing without Maintenance Window located at LIV & DIN
		2/F - 19/F	Acoustic Window (Baffle Type) located at BR1
			Fixed Glazing without Maintenance Window located at BR1

RELEVANT INFORMATION

有關資料

Tower	Flat	Floor	Noise Mitigation Measures
Tower 1	A1	2/F - 18/F	Acoustic Window (Baffle Type) located at BR1
			Fixed Glazing without Maintenance Window located at BR1
		2/F - 17/F	Acoustic Balcony (Baffle Type) located at LIV & DIN
			Fixed Glazing without Maintenance Window located at LIV & DIN
	B2	37/F	Fixed Glazing without Maintenance Window located at BR1
	B2	38/F	Fixed Glazing without Maintenance Window located at BR1
Tower 2	C1	1/F - 38/F	Fixed Glazing with Maintenance Window located at LIV & DIN
	C9	3/F	Acoustic Window (Baffle Type) located at BR1
			Fixed Glazing without Maintenance Window located at BR1
	C10	2/F - 5/F	Acoustic Window (Baffle Type) located at BR1
			Fixed Glazing without Maintenance Window located at BR1
		2/F - 5/F	Acoustic Balcony (Baffle Type) located at LIV & DIN
			Fixed Glazing without Maintenance Window located at LIV & DIN
	C11	1/F - 6/F	Acoustic Window (Baffle Type) located at BR1
			Fixed Glazing without Maintenance Window located at BR1
		1/F - 6/F	Acoustic Balcony (Baffle Type) located at LIV & DIN
			Fixed Glazing without Maintenance Window located at LIV & DIN
	C12	1/F - 7/F	Acoustic Balcony (Baffle Type) located at LIV & DIN
			Fixed Glazing without Maintenance Window located at LIV & DIN
		1/F - 8/F	Acoustic Window (Baffle Type) located at BR1
			Fixed Glazing without Maintenance Window located at BR1
			Fixed Glazing with Maintenance Window located at BR1
	D9	1/F - 6/F	Door with Self-Closing Mechanism located at MBR
		1/F - 38/F	Fixed Glazing without Maintenance Window located at MBR
	A7	2/F - 5/F	Acoustic Balcony (Baffle Type) located at LIV & DIN
			Fixed Glazing without Maintenance Window located at LIV & DIN
		2/F - 6/F	Acoustic Window (Baffle Type) located at BR1
			Fixed Glazing without Maintenance Window located at BR1
	A8	2/F - 5/F	Acoustic Window (Baffle Type) located at BR2
			Fixed Glazing without Maintenance Window located at BR2
		1/F - 7/F	Acoustic Balcony (Baffle Type) located at LIV & DIN
			Fixed Glazing without Maintenance Window located at LIV & DIN
		1/F - 12/F	Acoustic Window (Baffle Type) located at MBR
			Fixed Glazing without Maintenance Window located at MBR
	B7	1/F - 38/F	Fixed Glazing without Maintenance Window located at MBR
		1/F - 29/F	Door with Self-Closing Mechanism located at MBR
		1/F - 38/F	Fixed Glazing with Maintenance Window located at BR1
		1/F - 30/F	Acoustic Window (Baffle Type) located at BR1
			Fixed Glazing without Maintenance Window located at BR1
		1/F - 5/F	Acoustic Balcony (Baffle Type) with MPA located at LIV & DIN
		6/F - 25/F	Acoustic Balcony (Baffle Type) located at LIV & DIN
		1/F - 25/F	Fixed Glazing without Maintenance Window located at LIV & DIN

Tower	Flat	Floor	Noise Mitigation Measures
Tower 2	B6	1/F - 2/F	Acoustic Balcony (Baffle Type) with MPA located at LIV & DIN
		3/F - 23/F	Acoustic Balcony (Baffle Type) located at LIV & DIN
		1/F - 23/F	Fixed Glazing without Maintenance Window located at LIV & DIN
		1/F - 22/F	Acoustic Window (Baffle Type) located at BR1
			Fixed Glazing without Maintenance Window located at BR1
	B5	1/F - 21/F	Acoustic Window (Baffle Type) located at BR1
			Fixed Glazing without Maintenance Window located at BR1
		1/F - 20/F	Acoustic Balcony (Baffle Type) located at LIV & DIN
			Fixed Glazing without Maintenance Window located at LIV & DIN
	B3	1/F - 20/F	Acoustic Balcony (Baffle Type) located at LIV & DIN
			Fixed Glazing without Maintenance Window located at LIV & DIN
		1/F - 20/F	Acoustic Window (Baffle Type) located at BR1
			Fixed Glazing without Maintenance Window located at BR1
	B2	1/F - 20/F	Acoustic Window (Baffle Type) located at BR1
			Fixed Glazing without Maintenance Window located at BR1
		1/F - 19/F	Acoustic Balcony (Baffle Type) located at LIV & DIN
			Fixed Glazing without Maintenance Window located at LIV & DIN
	B1	1/F - 18/F	Acoustic Balcony (Baffle Type) located at LIV & DIN
			Fixed Glazing without Maintenance Window located at LIV & DIN
		1/F - 18/F	Acoustic Window (Baffle Type) located at BR1
			Fixed Glazing without Maintenance Window located at BR1

RELEVANT INFORMATION
有關資料

1. 維修用窗

維修窗戶只能在維修時開啟。

有關維修用窗位置的詳情，請參閱本售樓說明書「發展項目的住宅物業的樓面平面圖」。

2. 吊船系統

發展項目管理人有權操作發展項目之吊船系統或類似系統及為免生疑問，管理人可能會在屬於任何住宅物業一部分之露台、工作平台、平台或天台內或通過其上空移動及使用吊船或類似系統。

3. 受公共天線分布系統 / 避雷針 / 電話天線 / 影響之住宅物業

描述	位置
公共天線分布系統	第1座及第2座頂層天台
避雷針	第1座及第2座頂層天台
電話天線	第1座及第2座頂層天台

請參閱本售樓說明書的「發展項目的布局圖」一節，以識別其大約位置。準買家請注意上述設施對個別住宅物業可能造成的影響（如有）。

4. 外牆裝飾燈

位置

第1座頂層天台

第2座1樓至3樓、5樓至12樓、15樓至23樓、 25樓至33樓、35樓至38樓、天台及頂層天台

基座1樓至2樓

發展項目外牆LED裝飾燈可能開啟。請準買家注意LED 裝飾燈之燈光對個別單位造成的影響(如有)。

5. 噪音緩解措施

發展項目將提供以下措施以緩解環保大道和石角路帶來的道路交通噪音影響。

噪音緩解措施摘要如下：

座數	單位	樓層	噪音緩解措施
第1座	A2	2樓至20樓	減音窗(擋音式)置於睡房1
			配有維修用窗的固定玻璃窗戶置於睡房1
	A8	2樓至36樓	配有維修用窗的固定玻璃窗戶置於主人睡房
			減音露台(擋音式)置於客廳及飯廳
		2樓至8樓	不配有維修用窗的固定玻璃窗戶置於客廳及飯廳
			減音窗(擋音式)置於睡房2
			不配有維修用窗的固定玻璃窗戶置於睡房2
			不配有維修用窗的固定玻璃窗戶置於睡房2
	A9	3樓至7樓	減音露台(擋音式)置於客廳及飯廳
			不配有維修用窗的固定玻璃窗戶置於客廳及飯廳
		2樓至8樓	減音窗(擋音式)置於睡房1
			不配有維修用窗的固定玻璃窗戶置於睡房1

座數	單位	樓層	噪音緩解措施
第1座	B9	2樓至8樓	減音窗(擋音式)置於睡房1
			不配有維修用窗的固定玻璃窗戶置於睡房1
		2樓至8樓	減音露台(擋音式)置於客廳及飯廳
			不配有維修用窗的固定玻璃窗戶置於客廳及飯廳
	B8	2樓至10樓	減音窗(擋音式)置於睡房2
			不配有維修用窗的固定玻璃窗戶置於睡房2
		2樓至11樓	減音露台(擋音式)置於客廳及飯廳
			不配有維修用窗的固定玻璃窗戶於客廳及飯廳
		2樓至19樓	減音窗(擋音式)置於主人睡房
			不配有維修窗戶的固定玻璃窗戶置於主人睡房
	B7	2樓至36樓	不配有維修用窗的固定玻璃窗戶置於主人睡房
		2樓至33樓	自動關閉門裝置置於主人睡房
		2樓至32樓	不配有維修用窗的固定玻璃窗戶置於客廳及飯廳
		2樓至6樓	減音露台(擋音式)連微孔吸音面板置於客廳及飯廳
	B6	7樓至32樓	減音露台(擋音式)置於客廳及飯廳
		2樓至32樓	不配有維修用窗的固定玻璃窗戶置於客廳及飯廳
		2樓	減音露台(擋音式)連微孔吸音面板置於客廳及飯廳
	B5	3樓至32樓	減音露台(擋音式)置於客廳及飯廳
		2樓至32樓	不配有維修用窗的固定玻璃窗戶置於客廳及飯廳
		2樓至33樓	不配有維修用窗的固定玻璃窗戶置於客廳及飯廳
		2樓至5樓	減音露台(擋音式)連微孔吸音面板置於客廳及飯廳
	B3	6樓至33樓	減音露台(擋音式)置於客廳及飯廳
		2樓至33樓	不配有維修用窗的固定玻璃窗戶置於客廳及飯廳
		2樓至8樓	減音露台(擋音式)連微孔吸音面板置於客廳及飯廳
	B2	9樓至36樓	減音露台(擋音式)置於客廳及飯廳
		2樓至36樓	不配有維修用窗的固定玻璃窗戶置於客廳及飯廳
		3樓至5樓	減音露台(擋音式)連微孔吸音面板置於客廳及飯廳
		2樓及6樓至32樓	減音露台(擋音式)置於客廳及飯廳
		2樓至32樓	不配有維修用窗的固定玻璃窗戶置於客廳及飯廳
		2樓至36樓	不配有維修用窗的固定玻璃窗戶置於睡房1
	B1	2樓至30樓	減音窗(擋音式)置於睡房1
			配有維修用窗的固定玻璃窗戶置於睡房1
		2樓至15樓	減音露台(擋音式)置於客廳及飯廳
			不配有維修用窗的固定玻璃窗戶置於客廳及飯廳
	B1	2樓至19樓	減音窗(擋音式)置於睡房1
			不配有維修用窗的固定玻璃窗戶置於睡房1

RELEVANT INFORMATION

有關資料

座數	單位	樓層	噪音緩解措施
第1座	A1	2樓至18樓	減音窗 (擋音式) 置於睡房 1
			不配有維修用窗的固定玻璃窗戶置於睡房 1
		2樓至17樓	減音露台 (擋音式) 置於客廳及飯廳
			不配有維修用窗的固定玻璃窗戶置於客廳及飯廳
	B2	37樓	不配有維修用窗的固定玻璃窗戶置於睡房 1
	B2	38樓	不配有維修用窗的固定玻璃窗戶置於睡房 1
第2座	C1	1樓至38樓	配有維修用窗的固定玻璃窗戶置於客廳及飯廳
	C9	3樓	減音窗 (擋音式) 置於睡房 1
			不配有維修用窗的固定玻璃窗戶置於睡房 1
	C10	2樓至5樓	減音窗 (擋音式) 置於睡房 1
			不配有維修用窗的固定玻璃窗戶置於睡房 1
		2樓至5樓	減音露台 (擋音式) 置於客廳及飯廳
			不配有維修用窗的固定玻璃窗戶置於客廳及飯廳
	C11	1樓至6樓	減音窗 (擋音式) 置於睡房 1
			不配有維修用窗的固定玻璃窗戶置於睡房 1
		1樓至6樓	減音露台 (擋音式) 置於客廳及飯廳
			不配有維修用窗的固定玻璃窗戶置於客廳及飯廳
	C12	1樓至7樓	減音露台 (擋音式) 置於客廳及飯廳
			不配有維修用窗的固定玻璃窗戶置於客廳及飯廳
		1樓至8樓	減音窗 (擋音式) 置於睡房 1
			不配有維修用窗的固定玻璃窗戶置於睡房 1
		1樓至38樓	配有維修用窗的固定玻璃窗戶置於睡房 1
	D9	1樓至6樓	自動關閉門裝置置於主人睡房
		1樓至38樓	不配有維修用窗的固定玻璃窗戶置於主人睡房
	A7	2樓至5樓	減音露台 (擋音式) 置於客廳及飯廳
			不配有維修用窗的固定玻璃窗戶置於客廳及飯廳
		2樓至6樓	減音窗 (擋音式) 置於睡房 1
			不配有維修用窗的固定玻璃窗戶置於睡房 1
	A8	2樓至5樓	減音窗 (擋音式) 置於睡房 2
			不配有維修用窗的固定玻璃窗戶置於睡房 2
		1樓至7樓	減音露台 (擋音式) 置於客廳及飯廳
			不配有維修用窗的固定玻璃窗戶置於客廳及飯廳
		1樓至12樓	減音窗 (擋音式) 置於主人睡房
			不配有維修用窗的固定玻璃窗戶置於主人睡房
		1樓至38樓	不配有維修用窗的固定玻璃窗戶置於主人睡房
		1樓至29樓	自動關閉門裝置置於主人睡房

座數	單位	樓層	噪音緩解措施
第2座	B7	1樓至38樓	配有維修用窗的固定玻璃窗戶置於睡房 1
		1樓至30樓	減音窗 (擋音式) 置於睡房 1
			不配有維修用窗的固定玻璃窗戶置於睡房 1
		1樓至5樓	減音露台 (擋音式) 連微孔吸音面板置於客廳及飯廳
		6樓至25樓	減音露台 (擋音式) 置於客廳及飯廳
		1樓至25樓	不配有維修用窗的固定玻璃窗戶置於客廳及飯廳
	B6	1樓至2樓	減音露台 (擋音式) 連微孔吸音面板置於客廳及飯廳
		3樓至23樓	減音露台 (擋音式) 置於客廳及飯廳
		1樓至23樓	不配有維修用窗的固定玻璃窗戶置於客廳及飯廳
			減音窗 (擋音式) 置於睡房 1
	B5	1樓至21樓	不配有維修用窗的固定玻璃窗戶置於睡房 1
			減音窗 (擋音式) 置於睡房 1
		1樓至20樓	減音露台 (擋音式) 置於客廳及飯廳
			不配有維修用窗的固定玻璃窗戶置於客廳及飯廳
	B3	1樓至20樓	減音露台 (擋音式) 置於客廳及飯廳
			不配有維修用窗的固定玻璃窗戶置於客廳及飯廳
		1樓至20樓	減音窗 (擋音式) 置於睡房 1
			不配有維修用窗的固定玻璃窗戶置於睡房 1
	B2	1樓至20樓	減音窗 (擋音式) 置於睡房 1
			不配有維修用窗的固定玻璃窗戶置於睡房 1
		1樓至19樓	減音露台 (擋音式) 置於客廳及飯廳
			不配有維修用窗的固定玻璃窗戶置於客廳及飯廳
	B1	1樓至18樓	減音露台 (擋音式) 置於客廳及飯廳
			不配有維修用窗的固定玻璃窗戶置於客廳及飯廳
		1樓至18樓	減音窗 (擋音式) 置於睡房 1
			不配有維修用窗的固定玻璃窗戶置於睡房 1

ADDRESS OF THE WEBSITE DESIGNATED BY THE VENDOR FOR THE DEVELOPMENT

賣方就發展項目指定的互聯網網站的網址

The address of the website designated by the vendor for the Development for the purposes of Part 2 of the Residential Properties (First-hand Sales) Ordinance (Cap 621) is: **www.manorhill.com.hk**

賣方為施行《一手住宅物業銷售條例》(第621章)第2部而就發展項目指定的互聯網網站的網址為：
www.manorhill.com.hk

INFORMATION IN APPLICATION FOR CONCESSION ON GROSS FLOOR AREA OF BUILDING

申請建築物總樓面面積寬免的資料

Breakdown of GFA Concessions Obtained for All Features

Latest information on breakdown of GFA concessions as shown on the general building plans submitted to and approved by the Building Authority (BA) prior to the printing of the sales brochure is tabulated below. Information marked (#) may be based on information provided by the authorized person if the sales brochure is printed prior to submission of the final amendment plans to the BA. The breakdown of GFA concessions may be subject to further changes until final amendment plans are submitted to and approved by the BA prior to the issuance of the occupation permit for the development.

		Area (m ²) 面積 (平方米)
Disregarded GFA under Building (Planning) Regulations 23(3)(b) 根據《建築物（規劃）規例》第 23(3)(b)條不計算的總樓面面積		
1.	Carpark and loading/unloading area excluding public transport terminus 停車場及上落客貨地方（公共交通總站除外）	6812.356
2.	Plant rooms and similar services 機房及相類設施	
2.1	Mandatory feature or essential plant room, area of which is limited by respective Practice Notes for Authorized Persons, Registered Structural Engineers and Registered Geotechnical Engineers (PNAP) or regulation such as lift machine room, telecommunications and broadcasting (TBE) room, refuse storage and material recovery chamber, etc. 所佔面積受相關《認可人士、註冊結構工程師及註冊岩土工程師作業備考》（《作業備考》）或規例限制的強制性設施或必要機房，例如升降機機房、電訊及廣播設備室、垃圾及物料回收房等	506.817
2.2	Mandatory feature or essential plant room, area of which is NOT limited by any PNAP or regulation such as room occupied solely by fire services installations (FSI) and equipment, meter room, transformer room, potable and flushing water tank, etc. 所佔面積不受任何《作業備考》或規例限制的強制性設施或必要機房，例如僅由消防裝置及設備佔用的房間、電錶房、電力變壓房、食水及鹹水缸等	3514.616
2.3	Non-mandatory or non-essential plant room such as air-conditioning (A/C) plant room, air handling unit (AHU) room, etc. 非強制性或非必要機房，例如空調機房、送風櫃房等	Not Applicable 不適用
Green Features under Joint Practice Notes 1 and 2 根據聯合作業備考第1及第2號提供的環保設施		
3.	Balcony 露台	1619
4.	Wider common corridor and lift lobby 加闊的公用走廊及升降機大堂	31.525
5.	Communal sky garden 公用空中花園	Not Applicable 不適用
6.	Acoustic fin 隔聲鰭	Not Applicable 不適用
7.	Wing wall, wind catcher and funnel 翼牆、捕風器及風斗	Not Applicable 不適用
8.	Non-structural prefabricated external wall 非結構預製外牆	46.563
9.	Utility platform 工作平台	97.758
10.	Noise barrier 隔音屏障	Not Applicable 不適用

獲寬免總樓面面積的設施分項

於印製售樓說明書前呈交予並已獲建築事務監督批准的一般建築圖則上有關總樓面面積寬免的分項的最新資料，請見下表。如印製售樓說明書時尚未呈交最終修訂圖則予建築事務監督，則有 (#) 號的資料可以由認可人士提供的資料作為基礎。直至最終修訂圖則於發出佔用許可證前呈交予並獲建築事務監督批准前，以下分項資料仍可能有所修改。

INFORMATION IN APPLICATION FOR CONCESSION ON GROSS FLOOR AREA OF BUILDING

申請建築物總樓面面積寬免的資料

		Area (m ²) 面積 (平方米)
Amenity Features 適意設施		
11.	Caretaker's quarters, counter, office, store, guard room and lavatory for watchman and management staff and owners' corporation office 管理員宿舍、供保安人員和管理處員工使用的櫃位、辦事處、貯物室、警衛室和廁所，以及業主立案法團辦事處	29.396
12.	Residential recreational facilities including void, plant room, swimming pool filtration plant room, covered walkway, etc. serving solely the recreational facilities 住戶康樂設施，包括僅供康樂設施使用的中空空間、機房、游泳池的濾水機房、有蓋人行道等	2051.854
13.	Covered landscaped and play area 有蓋園景區及遊樂場地	655.224
14.	Horizontal screen / covered walkway and trellis 橫向屏障 / 有蓋人行道及花棚	178.393
15.	Larger lift shaft 擴大升降機槽	446.824
16.	Chimney shaft 煙囪管道	Not Applicable 不適用
17.	Other non-mandatory or non-essential plant room, such as boiler room, satellite master antenna television (SMATV) room 其他非強制性或非必要機房，例如鍋爐房、衛星電視共用天線房	Not Applicable 不適用
18.	Pipe duct, air duct for mandatory feature or essential plant room 強制性設施或必要機房所需的管槽及氣槽	1020.421
19.	Pipe duct, air duct for non-mandatory or non-essential plant room 非強制性設施或非必要機房所需的管槽及氣槽	Not Applicable 不適用
20.	Plant room, pipe duct, air duct for environmentally friendly system and feature 環保系統及設施所需的機房、管槽及氣槽	Not Applicable 不適用
21.	Void in duplex domestic flat and house 複式住宅單位及洋房的中空空間	Not Applicable 不適用
22.	Sunshade and reflector 遮陽篷及反光罩	Not Applicable 不適用
23.	Minor projection such as A/C box, A/C platform, window cill and projecting window 小型伸出物，例如空調機箱、空調機平台、窗檻及伸出的窗戶	Not Applicable 不適用
24.	Other projection such as A/C box and platform not covered in paragraph 3(b) and (c) of PNAP APP-19 《作業備考》APP-19 第3(b)及(c)段沒有涵蓋的其他伸出物，如空調機箱及空調機平台	Not Applicable 不適用
Other Exempted Items 其他項目		
25.	Refuge floor including refuge floor cum sky garden 庇護層，包括庇護層兼空中花園	Not Applicable 不適用
26.	Covered area under large projecting/ overhanging feature 大型伸出 / 外懸設施下的有蓋地方	Not Applicable 不適用
27.	Public transport terminus 公共交通總站	Not Applicable 不適用
28.	Party structure and common staircase 共用構築物及公用樓梯	Not Applicable 不適用
29.	Horizontal area of staircase, lift shaft and vertical duct solely serving floor accepted as not being accountable for GFA 僅供獲接納不計入總樓面面積的樓層使用的樓梯、升降機槽及垂直管道的水平面積	773.553
30.	Public passage 公眾通道	Not Applicable 不適用
31.	Covered set back area 有蓋的後移部分	Not Applicable 不適用
Bonus GFA 額外總樓面面積		
32.	Bonus GFA 額外總樓面面積	Not Applicable 不適用
Additional Green Features under Joint Practice Note (No. 8) 根據聯合作業備考(第8號)提供的額外環保設施		
33.	Buildings adopting Modular Integrated Construction 採用「組裝合成」建築法的樓宇	Not Applicable 不適用

Note:

The above table is based on the requirements as stipulated in the Practice Note for Authorized Persons, Registered Structural Engineers and Registered Geotechnical Engineers ADM-2 issued by the Buildings Department. The Buildings Department may revise such requirements from time to time as appropriate.

註：

上述表格是根據屋宇署所發出的《認可人士、註冊結構工程師及註冊岩土工程師作業備考》ADM-2 規定的要求而制訂的。屋宇署會按實際需要不時更改有關要求。

INFORMATION IN APPLICATION FOR CONCESSION ON GROSS FLOOR AREA OF BUILDING

申請建築物總樓面面積寬免的資料

Environmental Assessment of the Building

有關建築物的環境評估

Green Building Certification

Assessment result under the **BEAM Plus** certification conferred / issued by **Hong Kong Green Building Council Limited (HKGBC)** for the building prior to the printing of the sales brochure or its addenda.

SILVER

Application no.: FAS0018/23



綠色建築認證

在印刷此售樓說明書或其附頁前，本物業根據**香港綠色建築議會有限公司**頒授 / 發出的綠建環評認證評級。

銀級

申請編號: FAS0018/23



Estimated Energy Performance or Consumption for the Common Parts of the Development

發展項目的公用部分的預計能量表現或消耗

Latest information on the estimated energy performance or consumption for the common parts of the Development as submitted to the Building Authority prior to the printing of the sales brochures: 於印製售樓說明書前呈交予建築事務監督發展項目的公用部分的預計能量表現或消耗的最近期資料：

Part I 第I部分	
Provision of Central Air Conditioning 提供中央空調	NO 否
Provision of Energy Efficient Features 提供具能源效益的設施	YES 是
Energy Efficient Features proposed 擬安裝的具能源效益的設施	1. LED Lamp 2. High Efficiency Air Conditioner 1. 發光二極管 2. 高效率冷氣機

Part II: The predicted annual energy use of the proposed building / part of building ^(Note 1) 第II部分：擬興建樓宇/部分樓宇預計每年能源消耗量 ^(註腳1) ：					
Location 位置	Internal Floor Area Served (m ²) 使用有關裝置的內部樓面面積 (平方米)	Annual Energy Use of Baseline Building ^(Note 2) 基線樓宇 ^(註腳2) 每年能源消耗量		Annual Energy Use of Proposed Building 擬興建樓宇每年能源消耗量	
		Electricity kWh/ m ² /annum 電力 千瓦小時 / 平方米 / 年	Town Gas / LPG unit/ m ² /annum 煤氣 / 石油氣 用量單位 / 平方米 / 年	Electricity kWh/ m ² /annum 電力 千瓦小時 / 平方米 / 年	Town Gas / LPG unit/ m ² /annum 煤氣 / 石油氣 用量單位 / 平方米 / 年
Area served by central building services installation ^(Note 3) 有使用中央屋宇裝備裝置 ^(註腳3) 的部份	1,667	640.1	Not Applicable 不適用	442.7	Not Applicable 不適用

INFORMATION IN APPLICATION FOR CONCESSION ON GROSS FLOOR AREA OF BUILDING

申請建築物總樓面面積寬免的資料

Part III: The following installation(s) is / are designed in accordance with the relevant Codes of Practices published by the Electrical & Mechanical Services Department (EMSD)			
第 III 部分：以下裝置乃按機電工程署公布的相關實務守則設計：			
Type of Installations 裝置類型	YES 是	NO 否	Not Applicable 不適用
Lighting Installations 照明裝置	✓		
Air Conditioning Installations 空調裝置	✓		
Electrical Installations 電力裝置	✓		
Lift & Escalator Installations 升降機及自動梯的裝置	✓		
Performance-based Approach 以總能源為本的方法			✓

Notes:

- In general, the lower the estimated "Annual Energy Use" of the building, the more efficient of the building in terms of energy use. For example, if the estimated "annual energy use of proposed building" is less than the estimated "annual energy use of baseline building", it means the predicted use of energy is more efficient in the proposed building than in the baseline building. The larger the reduction, the greater the efficiency.
The predicted annual energy use, in terms of electricity consumption (kWh/m²/annum) and towngas/LPG consumption (unit/m²/annum), of the Development by the internal floor area served, where:
(a) "total annual energy use" has the same meaning of "annual energy use" in the BEAM Plus New Buildings (current version); and
(b) "internal floor area", in relation a building, a space or a unit means the floor area of all enclosed space measured to the internal faces of enclosing external and/or party walls.
- "Baseline Building" has the same meaning as "Baseline Building Model (zero-credit benchmark)" in the BEAM Plus New Buildings (current version).
- "Central Building Services Installation" has the same meaning as that in the Code of Practice for Energy Efficiency of Building Services Installation issued by the Electrical and Mechanical Services Department.

註腳：

- 一般而言，一棟樓宇的預計“每年能源消耗量”愈低，其節約能源的效益愈高。如一棟樓宇預計的“每年能源消耗量”低於該樓宇的“基線樓宇每年能源消耗量”，則代表預計該樓宇的能源應用較其基線樓宇有效，削減幅度愈大則代表有關樓宇能源節約的效益愈高。
預計每年能源消耗量[以耗電量(千瓦小時/平方米/年)及煤氣/石油氣消耗量(用量單位/平方米/年)計算]，指將發展項目的每年能源消耗總量除以使用有關裝置的內部樓面面積所得出的商，其中：-
(a) “每年能源消耗量”與新建樓宇 BEAM Plus 標準（現行版本）中的「年能源消耗」具有相同涵義；及
(b) 樓宇、空間或單位的“內部樓面面積”，指外牆及 / 或共用牆的內壁之內表面起量度出來的樓面面積。
- “基準樓宇”與新建樓宇 BEAM Plus 標準（現行版本）中的“基準建築物模式（零分標準）”具有相同涵義。
- “中央屋宇裝備裝置”與機電工程署發出的《屋宇裝備裝置能源效益實務守則》中的涵義相同。

INFORMATION REQUIRED BY THE DIRECTOR OF LANDS TO BE SET OUT IN THE SALES BROCHURE AS A
CONDITION FOR GIVING THE PRESALE CONSENT

地政總署署長作為給予預售樓花同意書的條件而規定列於售樓說明書的資料

Not applicable.

不適用。

There may be future changes to the Development and the surrounding areas.

發展項目及其周邊地區日後可能出現改變。

EXAMINATION RECORD

檢視紀錄

Examination/Revision Date 檢視 / 修改日期	Revision Made 所作修改	
	Page Number 頁次	Revision Made 所作修改
29 October 2021 2021年10月29日	106 - 107, 113, 115, 118, 120, 122	Fittings, Finishes and Appliances is updated. 更新裝置、裝修物料及設備。
7 January 2022 2022年1月7日	15	Location Plan of the Development is updated. 更新發展項目的所在位置圖。
	18	Layout Plan of the Development is updated. 更新發展項目的布局圖。
	32, 34, 40, 42	Floor Plans of Residential Properties in the Development is updated. 更新發展項目的住宅物業的樓面平面圖。
7 April 2022 2022年4月7日	15	Location Plan of the Development is updated. 更新發展項目的所在位置圖。
	18	Layout Plan of the Development is updated. 更新發展項目的布局圖。
	28, 30, 32, 34, 36, 38, 40, 42, 44	Floor Plans of Residential Properties in the Development is updated. 更新發展項目的住宅物業的樓面平面圖。
	61	Floor Plans of Parking Spaces in the Development is updated. 更新發展項目中的停車位的樓面平面圖。
	90	Information on Public Facilities and Public Open Spaces is updated. 更新公共設施及公眾休憩用地的資料。
	92 - 95	Cross-Section Plan of Building in the Development is updated. 更新發展項目中的建築物的橫截面圖。
	96 - 101	Elevation Plan is updated. 更新立面圖。
	115	Fittings, Finishes and Appliances is updated. 更新裝置、裝修物料及設備。
	182 - 184	Information in Application for Concession on Gross Floor Area of Building is updated. 更新申請建築物總樓面面積寬免的資料。

EXAMINATION RECORD

檢視紀錄

Examination/Revision Date 檢視 / 修改日期	Revision Made 所作修改	
	Page Number 頁次	Revision Made 所作修改
7 July 2022 2022年7月7日	7	Information on the Development is updated. 更新發展項目的資料。
	11	Information on Design of the Development is updated. 更新發展項目的設計的資料。
	15	Location Plan of the Development is updated. 更新發展項目的所在位置圖。
	107, 135	Fittings, Finishes and Appliances is updated. 更新裝置、裝修物料及設備。
	177, 179	Relevant Information is updated. 更新有關資料。
31 August 2022 2022年8月31日	7	Information on the Development is updated. 更新發展項目的資料。
6 October 2022 2022年10月6日	15	Location Plan of the Development is updated. 更新發展項目的所在位置圖。
	16	Aerial Photograph of the Development is updated. 更新發展項目的鳥瞰照片。
5 January 2023 2023年1月5日	7	Information on the Development is updated. 更新發展項目的資料。
	8	Information on Vendor and Others Involved in the Development is updated. 更新賣方及有參與發展項目的其他人的資料。
	14	Information on Property Management is updated. 更新物業管理的資料。
	21, 23, 25, 27, 29, 31, 33, 35, 37, 39, 41, 43, 45	Floor Plans of Residential Properties in the Development is updated. 更新發展項目的住宅物業的樓面平面圖。
	103	Inspection of Plans and Deed of Mutual Covenant is updated. 更新閱覽圖則及公契。
	186	Information Required by the Director of Lands to be Set Out in the Sales Brochure as a Condition for Giving the Presale Consent is updated. 更新地政總署署長作為給予預售樓花同意書的條件而規定列於售樓說明書的資料。

EXAMINATION RECORD
檢視紀錄

Examination/Revision Date 檢視 / 修改日期	Revision Made 所作修改	
	Page Number 頁次	Revision Made 所作修改
28 March 2023 2023年3月28日	4, 6	Notes to Purchasers of First-Hand Residential Properties is updated. 更新一手住宅物業買家須知。
	16	Aerial Photograph of the Development is updated. 更新發展項目的鳥瞰照片。
28 June 2023 2023年6月28日	15	Location Plan of the Development is updated. 更新發展項目的所在位置圖。
	16	Aerial Photograph of the Development is updated. 更新發展項目的鳥瞰照片。
28 September 2023 2023年9月28日	15	Location Plan of the Development is updated. 更新發展項目的所在位置圖。
	16	Aerial Photograph of the Development is updated. 更新發展項目的鳥瞰照片。
	184	Information in Application for Concession on Gross Floor Area of Building is updated. 更新申請建築物總樓面面積寬免的資料。
21 December 2023 2023年12月21日	16a	Aerial Photograph of the Development is added. 新增發展項目的鳥瞰照片。
	182 - 185	Information in Application for Concession on Gross Floor Area of Building is updated. 更新申請建築物總樓面面積寬免的資料。
18 March 2024 2024年3月18日	17	Outline Zoning Plan etc. Relating to the Development is updated. 更新關乎發展項目的分區計劃大綱圖等。
18 June 2024 2024年6月18日	15	Location Plan of the Development is updated. 更新發展項目的所在位置圖。
	16	Aerial Photograph of the Development is updated. 更新發展項目的鳥瞰照片。
	16a	Aerial Photograph of the Development is deleted. 刪除發展項目的鳥瞰照片。
17 September 2024 2024年9月17日	15	Location Plan of the Development is updated. 更新發展項目的所在位置圖。

EXAMINATION RECORD
檢視紀錄

Examination/Revision Date 檢視 / 修改日期	Revision Made 所作修改	
	Page Number 頁次	Revision Made 所作修改
17 December 2024 2024年12月17日	15	Location Plan of the Development is updated. 更新發展項目的所在位置圖。
	17	Outline Zoning Plan etc. Relating to the Development is updated. 更新關乎發展項目的分區計劃大綱圖等。
17 March 2025 2025年3月17日	16	Aerial Photograph of the Development is updated. 更新發展項目的鳥瞰照片。
	16a	Aerial Photograph of the Development is added. 新增發展項目的鳥瞰照片。
	16b	Aerial Photograph of the Development is added. 新增發展項目的鳥瞰照片。
	17	Outline Zoning Plan etc. Relating to the Development is updated. 更新關乎發展項目的分區計劃大綱圖等。
11 June 2025 2025年6月11日	15	Location Plan of the Development is updated. 更新發展項目的所在位置圖。

